



Coast Lines

Coastal Quilters Guild of Santa Barbara & Goleta, California

www.coastalquilters.org

Volume 36, Number 10, April 2025

Guild Meeting

April 10, 7 pm

Mac Cox

"What I Have Learned
Touring Quilt Shows"

Live Oak Unitarian

Universalist Congregation,
820 N Fairview Ave., Goleta
In-person & via Zoom

Workshop

April 11, 10 am - 4:30 pm,

Mac Cox, In-person

"Curve Appeal with 3-Yard Quilts"

St. Andrew's Church,

575 Auhay Dr, Santa Barbara

Board Meeting

April 17, 7 pm, via Zoom

Coffee Break

April 25, 1 - 3 pm, via Zoom

Fabric Sale

April 26, 9 am - 2 pm

St. Andrew's Church

Next Month's Meeting

May 8, 7 pm

Carolina Oneto, via Zoom

"The Power of Color Composition"

Live Oak UUC

Challenge blocks due!

Next Month's Workshop

May 10, 9 am - 4 pm

Carolina Oneto, via Zoom

9 am - noon, Organic Shapes

1 - 4 pm, Mix Up Quilting

News articles due

Sunday, April 20, midnight

send to: newsletter@coastalquilters.org

with images sent as

separate jpeg or png files

Questions? Or to change your
address, phone, email, etc., please
email: info@coastalquilters.org

April Meeting: Mac Cox,

"What I Have Learned Touring Quilt Shows"

April 10, 7 pm, in-person & via Zoom,

Live Oak Unitarian Universalist Congregation, 820 N Fairview Ave., Goleta

Our April speaker comes to us from the Los Angeles area and she gets around! Mac Cox, of M A Couture Crafting, is an enthusiastic quilter and YouTube video producer about all things quilt-related. Mac travels to many quilt shows to video them, spotlighting each quilt and describing what she is seeing for her viewers. She did our show last October, you can check that out on our website. Mac's talk will give us an inside look into her travels and experiences. She is also the author of "Curve Appeal with 3-yard Quilts" which is the basis for our workshop the following day. You can view her website [here](#) and her YouTube channel [here](#). Hope you can join us for this enthusiastic and entertaining presenter!



- Polly Matsuoka

April Workshop: Mac Cox,

"Curve Appeal with 3-Yard Quilts"

April 11, 10 am - 4:30 pm, in-person, St. Andrew's, 575 Auhay Dr, Santa Barbara

Are you a beginner or an experienced quilter? Do you have one yard of three different fabrics, or can you obtain them? Do you want to add curves to your quilt? If you answered yes to any of those questions, sign up for this Mac Cox workshop. Come and have fun. Make new friends and get inspired by what your fellow quilters are doing. Make a child's quilt, a wall hanging or a quilt you might give to Community Projects to donate.

The Mac Cox quilts can be made in any size. Mac will have her book "Curve Appeal with 3-Yard Quilts" available at the workshop for \$18. You do not have to purchase the book to take the workshop. You could share with fellow quilters. Stop by the workshop table or look at the website and review the 8 patterns that are available. You might want to make one. (See page 3 for instructions on how to register online.)

- Margaret Dear, workshops@coastalquilters.org

President's Message

At the recent Board meeting, we started to discuss future programming, as in when the next President and Board will take over. My planning has always been focused on finishing up the year in June. I am grateful that Susan Bullington Katz continues to have many interesting conversations with presenters which will set up our programs and workshops into 2026. It seems a recurring theme is clothing and various programs were mentioned that would involve clothing embellishment, coat patterns, bag making and even a shoe workshop. Upcycling or reworking clothing is certainly a trend and I know that our own Nancy Butterfield will be reporting on what the Sashiko Satellite Group is making at our August meeting. And I am excited to learn from our May workshop presenter, Carolina Oneto, how to incorporate big hand stitching into machine quilted projects. I can see many quilt/clothing crossover possibilities.



I don't want to get too far ahead because on Friday, April 11, we will have a fun, easy to finish project being taught at the 3-yard quilts workshop. "3- yard" as in 3, one-yard pieces to make all the blocks. I took a dive into my stash and I now have too many combinations from which to choose. We also have our Guild fabric sale coming up on Saturday, April 26, the Guild Challenge, with entries to be turned in at the May meeting, plus finishing up the Daylesford quilt sew along project. May also brings several custom designed hats made by members for the "Hats Off" hat contest sponsored by Creation Station. (Yes, more clothing!)

There is never enough time, but I am having a blast because I want to do it all. I hope that with all these program choices you are finding a way to fire up your quilt passion too.



**- Barb LaPlante,
CQG President**

Coastal Quilters Guild Board

Guild President: Barbara LaPlante
Recording Secretary: Jennifer Hendrikson
Treasurer: Debra Patelzick
Corresponding Secretary: Isabel Downs
Membership Coordinator: Carole Kennedy
Parliamentarian: Kristen Watts
Program Director: Susan Bullington Katz
Public Relations Coordinator: Chris Knight
Speaker Liaison: Polly Matsuoka
Workshop Coordinator: Margaret Dear

Block Sew Along: Bee Saunders
Challenge: Isabel Downs & Melinda Lewis
Community Projects: Susan White, Michelle Garbarino, Nancy LaRoche-Blau & Kathy Piasecki
Door Prizes/Raffle: Linda Estrada & Marilyn Martin
Library: Traci Cope
Newsletter Distribution: Mary Ringer
Newsletter Editor: Eileen Lewandowski
Newsletter Layout: Elisa Purnell
Opportunity Quilt: vacant in quilt show years
Quilt Show 2024: Nancy Butterfield & Ranell Hansen
Refreshments: by committee
Road To California Trip Coordinator: Isabel Downs
Satellite Group Coordinator: Sue Orfila
SCCQG Representative: Rosana Swing
Webmaster: Bonnie Barber
Welcome Committee: Nancy Butterfield
Zoom Committee: Susan Bullington Katz

April Birthdays

Sandy O'Meara	April 1
Judy Lucas	April 1
Laura Perry	April 5
Roxanne Barbieri	April 5
Margaret Kocimski	April 8
Margaret Dear	April 18
Karen Pickford	April 20
Linda Kriss	April 21
Sam McIlraith	April 23
Judith McCaffrey	April 23
Elaine Rottman	April 25
Paulette Ley	April 26
Diana Hamilton	April 27
Darilyn Kisch	April 28
Leslie Warmke	April 28

May Meeting: Carolina Oneto - "The Power of Color Composition"

May 8, 7 pm, via Zoom,
Live Oak Unitarian Universalist Congregation, Goleta


Carolina Oneto is an internationally known quilt artist and teacher who will join us by Zoom from her home in Mexico City. She is a former industrial engineer and teacher of industrial engineering which means she is one of those teachers who is terrific at explaining abstract concepts to a group of quilters of all levels. Perfect for our Guild!! Carolina's talk is about color contrast, balance, focal point and other important color principles. If you are like me, you'll recognize there is always more to learn about color that makes our quilts work. Come hear from Carolina to add more color tools to your toolbox. Of course, we'll still be gathering live at Live Oak for all the other fun parts of our Guild activities and then we can watch Carolina's Zoom presentation together. Or stay home, be comfortable and join us on Zoom.

Polly Matsuoka

Library

Please come to the April sale ready to buy some fabric and BOOKS to add to your home library. There are many ready to purchase!

Speaking of books, if you are doing the Daylesford quilt sew along, our Guild library has many, many books about borders available for checkout to add some variety. Another tip - check our foundation piecing (aka paper piecing) books to help you sew units together quickly and accurately to make a new border. Many of our members are enjoying *The Border Workbook* by Janet Kine.



Also, if you have any quilting fiction you'd like to donate, it would be nice to start a quilting fiction section. Do you have any Marie Bostwick books - or other quilting mysteries - lying around that you've already read? Thanks for considering donating them!

- Traci Cope

May Workshop: Carolina Oneto, "Organic Shapes" & "Mix Up Quilting"

May 10, Presenter via Zoom
9 am - noon, Organic Shapes.
1 - 4 pm, Mix Up Quilting

Carolina Oneto's upcoming Zoom workshop will be live with demos and one-on-one assistance. In the morning, she will teach us how to make these shapes with our sewing machines and will explain in detail, step-by-step, how it's done. This is not an applique class. During the afternoon session, Carolina teaches how to use hand techniques with machine quilting. Something for everyone!

The cost of the workshop includes both sessions. Would you like to come away from this workshop inspired to add this process to your next creations? Sign up. Past quilters who participated in these workshops have given them high praise. They inspire each other to move forward and be creative. I hope to see you all online.

To register: go to [Programs](#) on the Guild website, scroll down to your desired workshop, click "Register Online & Pay Options" and follow the directions. If you have questions or problems let me know.

**- Margaret Dear,
Workshop Coordinator**

Refreshments

Refreshments for this month's meeting would be appreciated from members with **April** birthdays. Thank you!



Board & Committee Volunteers Still Needed

We don't have a full slate for the Board yet, so we'll be sharing the most current nominations in an eBlast in early April. Be on the lookout for it! There's still time to step up!

We especially need a volunteer to run for:

- **Workshop Coordinator**

We're also looking for volunteers for the following committees and activities - remember, you can share these duties:

- **2026 Quilt Show**
- **Satellite Coordinator**
- **Welcome/Refreshments**
- **2025/2026 Challenge**
- **Opportunity Quilt Coordinator**
- **Block of the Month**

We have the following nominations so far:

- **Guild President: Polly Matsuoka**
- **Recording Secretary: Nancy Butterfield**
- **Guild Treasurer: Deborah Patelzick**
- **Corresponding Secretary: Carole Kennedy**
- **Membership Coordinator: Sandy O'Meara**
- **Parliamentarian: Eileen Lewandowski**
- **Program Director: Susan Bullinton Katz**
- **Public Relations Coordinator: Ruth Eggli**
- **Speaker Liaison: Kitty Oliver**

If something sounds like a good fit, please reach out to elections@coastalquilters.org - your help makes a big difference!

- *Election Committee*

Everyone told Sam not
to sing

But Samsung anyway

Door Prizes

Our door prize baskets were won by Cay Donohoe, Sandra O'Meara and Nancy LaRoche-Blau. The winner for wearing her name tag was Nancy Ponce, a new member. Thank you all for participating.

- *Marilyn Martin & Linda Estrada*

Fabric Sale Coming Soon!

Saturday, April 26, 9 am - 2 pm, St. Andrew's Church

Our sale is almost here! Featuring fabric, books, patterns, notions and even large items like sewing machines. To prepare for the sale we need volunteers to help organize and price the items. A weekly eBlast will go out with opportunities to help at a particular day and time. Donations will be accepted at these times and by special arrangement with Carol Fay.



We especially need volunteers with large vehicles to load up bins of fabric and notions on Friday, April 25, (time flexible) and bring them to St. Andrew's at 7 am Saturday morning. Contact Carol Fay if this sounds like a good job for you. At the end of the sale we will also need vehicles to transport the leftovers.

At the Saturday sale, we need volunteers to arrive at 7 am and set up the event. Cashiers are needed starting at 8:30 am, and we need about 15 other people at all times to keep the fabric, notions and books organized and to staff the fabric-by-the-pound weighing station. Send a text or email to Carol Fay regarding the job you wish to do and the times you could work. A schedule will be drawn up and emailed to all volunteers.

This is an opportunity to hang out with quilting friends and make this sale a successful fundraiser for the Guild!

- *Carol Fay*

Challenge 2025 -

Idioms, Adages, Familiar Sayings

No words on the block, the image must “tell the story.” Examples:

- As alike as two peas in a pod.
- The light at the end of the tunnel.
- Birds of a feather.
- Like father, like son.
- To wear your heart on your sleeve.
- Born with a silver spoon in your mouth.
- Pushing up daisies.
- Good weather for ducks.
- To make a mountain out of a molehill.
- It's a piece of cake.

Entries are due at the meeting on May 8. If you are a Zoomer, please mail it to Isabel (3860 Sunset Rd, S.B.) to arrive by May 8 or deliver it in person. Entries need not have a sleeve! Hanging will be done by the Committee. Submissions will be revealed at the June meeting and those in Option 1 and 2 will be voted on by the membership according to the following criteria:

- Best Interpretation (that is “yup, you got it”).
- Most amusing interpretation (“that’s tooooooo funny”).
- Most obscure (“a real head scratcher but in the end, hits it squarely on the nail head”).

For this Challenge, the Co-Chairs encourage participants to donate their blocks for use in quilts given to Community Projects. The options are:

1. Judged, **Not** Donated: 15” square finished.
2. Judged, Donated: 12.5” square unfinished, (following the above rules).
3. Unjudged, Donated: 12.5” square unfinished, (need *not* follow above Challenge rules).

Isabel will assemble the donated blocks, judged and unjudged, for donation to Community Projects and is also making unfinished blocks to assemble into a quilt using Option 3. Questions? Contact us!

**-Isabel Downs, ifdowns@gmail.com
or Melinda Lewis, melinda.ae.lewis@gmail.com**

Community Projects

Community Projects received 10 more placemats, Marty Frolli donated 8 heart pillows and her daughter Melissa donated 3 knitted baby blankets. Anne Bixler finished and returned the PHD that she had recently rescued from our Community Projects table. We would also like to thank the quilters who took other PHD’s (Projects Half Done) we brought to the March meeting for completion.

For those making quilts to donate, the Guild has purchased a new roll of batting called “Quilters Select” made from 100% long staple cotton, with no chemicals and no bleaching. Call one of us, Kathy, Susan, Nancy or Michelle with measurements of what you need and we can cut it for you.

There is an urgent need for fidget quilts. Please consider making one. A suggestion is if you have a placemat to donate you might want to think about turning it into a fidget quilt. Another on-going activity is fabric folding for the upcoming fabric sale. Please consider attending the next one when the time and date is announced....a fun time is had by all!

**- Michelle Garbarino, Susan White,
Nancy LaRoche-Blau & Kathy Piasecki**



Thanks From SCCQG

The Southern California Council of Quilt Guilds sent a thank you to Coastal Quilters Guild members who attended Road 2 CA 2025 and answered SCCQG's call for sewing supplies and quilts to pay forward to the victims of the Palisades and Eaton fires. Two members of SCCQG Guilds have lost their homes. Hundreds of quilts, a bin full of tools/notions and \$4,700 in cash was donated during Road 2 CA.

The next phase is working out a plan of distribution. Currently, donations are being accepted at select area quilt shops. Future donation drop-offs can be coordinated by contacting those shops and by visiting the SCCQG website ([here](#)).

The next SCCQG scheduled event is April 5 for Meet the Teachers presentations, useful for Guilds in planning their programs. Please visit the SCCQG website for more information.

- Rosana Swing

Placemat Project

After 25 years of teaching quilting, Marty Frolli has accumulated a stack of patchwork and appliqué blocks. She challenged her satellite group, Running Stitches, to turn those many blocks into placemats for Food from the Heart and Meals on Wheels. The group will donate about 100 placemats when the project is completed.

In the photo below, from the left:

- Standing: Mona Escobar Ornelas, Barb LaPlante, Sue Giehart, Marty Blum, Steph Linn, Mary Faria, Linda Estrada, Patti Hunter, Mary Ringer.
- Seated: Margaret Dear, Sandy O'Meara, Nancy Butterfield, Marcia Greiten.
- In front: Jennifer Frangos, Pamela Holst, Marty Frolli, Lesley Fagan.



Daylesford Sew-Along

Last month we added six logs to our medallion quilt and by now they're really growing. Hopefully they're also getting more visually interesting and unique as our characters and fabric choices become evident. I think we're due another 'show and tell' to see where people are up to... This month we're only adding two logs but, if you're following Jen's pattern closely, there is plenty of piecing - it's time for those little Churn Dash blocks!

After last month's additions, your unfinished quilt should measure 51½" x 46½".

The two logs we're adding this month are:

Log 30 measures 3½" x 51½" (unfinished) and **log 31** measures 3½" x 49½" (unfinished)

Both of these will need some piecing to achieve that length. Jen pieces about half of log 30 using ten 3" (finished) Churn Dash blocks. You can challenge yourself to make these (I **know** you can do it!), or substitute another block with less intricate piecing, or just add a 'plain' log.

Churn Dash blocks (10 required, per Jen's pattern) (log 30)

Make them all the same (you could probably use some strip piecing here), or make each one different. Be prepared to make a few extras so you can discard the wonky ones! Or go modern and deliberately make them all wonky!

Cutting: (for each block)

2 x background squares: 1⅞" x 1⅞"

2 x feature squares: 1⅞" x 1⅞"

4 x background rectangles: 1½" x 1"

4 x feature rectangles: 1½" x 1"

1 x central square: 1½" x 1½" (can be the same as the b/g or different)

Piecing:

Prepare the HSTs for each corner for drawing a diagonal line on a background square, placing it RST with a feature square and sewing a seam ¼" to either side, then cutting apart on the drawn line.


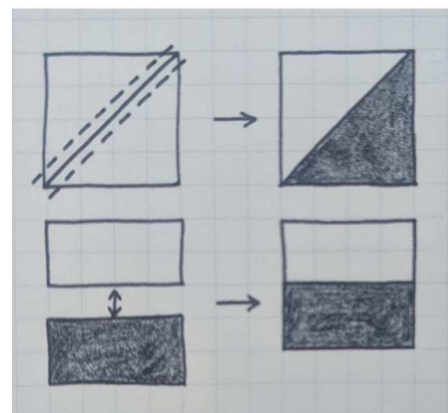
Sew the half rectangle squares for the centre of each side by piecing each pair of small rectangles together.

Then create a nine patch using these sewn elements, as shown.

Piece ten of these little beauties together, along with an extra length of fabric, to make the full 51½" needed.

Any questions, please email, text or call - my details are in the Guild Directory. Do send me a message, with photos, if you're feeling stuck!

And HAVE FUN!! Bee Saunders 🐝





Coastal Quilters Guild, Inc.



P.O. Box 6341
Santa Barbara, CA 93160
coastalquilters.org