

Coast Lines

Coastal Quilters Guild of Santa Barbara & Goleta, California

www.coastalquilters.org

Volume 36, Number 7, January 2025

Guild Meeting

January 9, 2025, 7 pm

Jenny Lyon

“My Tippy Top Tips”

Live Oak Unitarian

Universalist Congregation,
820 N Fairview Ave., Goleta
In-person & via Zoom

Workshop

January 10, 9 am - 3:30 pm

Jenny Lyon,

“Fearless Free Motion -
Start With a Square”

St. Andrew's Church,
575 Auhay Dr, Santa Barbara
In-person

Board Meeting

January 16, 6:30 pm, via Zoom

Bus Trip - Road2CA

January 25, 7 am - 7 pm

Next Month's Meeting

February 13, 7 pm

Ranell Hansen, “Faith Ringgold”

Live Oak Unitarian

Universalist Congregation,
In-person & via Zoom

Next Month's Open Sew Day

February 15, 9 am - 3 pm

St. Andrew's Church

News articles due

Sunday, Feb. 19, midnight

send to: newsletter@coastalquilters.org

with images sent as
separate jpeg or png files

Questions? Or to change your
address, phone, email, etc., please
email: info@coastalquilters.org

January Meeting: Jenny Lyon, “My Tippy Top Tips for Successful & Joyful Free Motion Quilting”

January 9, 7 pm, in-person & via Zoom,

Live Oak Unitarian Universalist Congregation, 820 N Fairview Ave., Goleta

Jenny Lyon is coming to us in January and we are in for a treat! Jenny is a joyous quilter who loves to teach and share her insights about free motion quilting. She calls herself “The Quilt Skipper” and says that quilting “makes me skip for joy!” Jenny has a beautiful website at quiltskipper.com that you may want to check out in advance of her visit.

Jenny has had her work juried into major shows like Paducah and Houston, exhibitions such as SAQA and art galleries, and some has been bought for private collections.

Jenny specializes in free motion quilting on domestic machines and she will have much to share with us that can lead us on a path to becoming confident, successful free motion quilters ourselves.

- Polly Matsuoka

January Workshop: Sold Out! Jenny Lyon, “Fearless Free Motion - Start With a Square”

January 10, 9 am - 3:30 pm, in-person,

St. Andrew's Church, 575 Auhay Dr, Santa Barbara

Our first workshop of 2025 features Jenny Lyon and promises to give us a fresh set of quilting skills. Jenny's video said we need a wee bit of free motion quilting before we take this class. So if you have no experience, please watch a video and try it on your machine before the workshop. In class, we will learn how to combine free motion quilting motifs, practice several free motion designs and find our own style. Jenny's sample for the workshop can be seen at the January meeting. This class sold out in a week. You can access Jenny's supply list and a video preview of the class on the Guild website under Programs ([here](#)). Or see the video and browse through her quilts by going to quiltskipper.com.

- Margaret Dear, workshops@coastalquilters.org

President's Message

I can't wait to start quilting again and it will happen in January. After housing guests in my sewing/guest room, traveling, appliquéing Christmas stockings and piecing quilt tops, it is time to sandwich the layers together and stitch them into a quilt.



I am looking forward to the Jenny Lyon presentation and workshop to improve my free motion skills, and I will be taking a "Quilting with Rulers on a Domestic Machine" class at Sew Santa Barbara. If it is as great as I am expecting, maybe the instructor will be willing to do a workshop for our Guild. If you have taken any classes online or in person, and loved the teacher or technique, let Susan Bullington Katz and Margaret Dear know about it. They welcome new sources for program and workshop ideas and will try to arrange a presentation for us.

I also am looking forward to riding the bus to Road to California with many of you. There is still space and Isabel Downs has some surprises in store for those who attend. And, in case you don't have enough fabric or supplies after shopping the vendors at the show, we will reprise our fabric sale on April 19 at St. Andrew's Church. Carol Fay has agreed to chair this sale and we will start planning in earnest in February.

The Guild Program and Workshop calendar is filling up and 2025 will bring many opportunities to sew together and have fun. When I go into my sewing room to plan, cut fabric and sew, time stands still because this is my happy place and I hope the same is true for you!

Working on the Daylesford top has been truly addicting and I can't wait to see how each of you are making this project your own. Bring what you have sewn to the January 9 general meeting and we will have an inspiring Show and Tell opportunity. Wishing you peace and good health in 2025.

- Barb LaPlante, CQG President

Coastal Quilters Guild Board

Guild President: Barbara LaPlante
Recording Secretary: Jennifer Hendrikson
Treasurer: Debra Patalzick
Corresponding Secretary: Isabel Downs
Membership Coordinator: Carole Kennedy
Parliamentarian: Kristen Watts
Program Director: Susan Bullington Katz
Public Relations Coordinator: Chris Knight
Speaker Liaison: Polly Matsuoka
Workshop Coordinator: Margaret Dear

Block Sew Along: Bee Saunders
Challenge: Isabel Downs & Melinda Lewis
Community Projects: Susan White, Michelle Garbarino, Nancy LaRoche-Blau & Kathy Piasecki
Door Prizes/Raffle: Linda Estrada & Marilyn Martin
Library: Traci Cope
Newsletter Distribution: Mary Ringer
Newsletter Editor: Eileen Lewandowski
Newsletter Layout: Elisa Purnell
Opportunity Quilt: vacant in quilt show years
Quilt Show 2024: Nancy Butterfield & Ranell Hansen
Refreshments: by committee
Road To California Trip Coordinator: Isabel Downs
Satellite Group Coordinator: Sue Orfila
SCCQG Representative: Rosana Swing
Webmaster: Bonnie Barber
Welcome Committee: Nancy Butterfield
Zoom Committee: Susan Bullington Katz

January Birthdays

Patty Latourell	January 1
Marilyn Martin	January 2
Marty Blum	January 2
Gretchen Beckert	January 3
Mary Ballard	January 3
Jan Inouye	January 7
Lynn Manchester	January 8
Ruth Egli	January 9
Bee Saunders	January 10
Linda Bird	January 16
Patti Hunter	January 20
Nancy Bauerle	January 23
Gail Tinsley	January 23
Kathy Draine	January 24
Melissa Frolli	January 27
Pat Masterson	January 30

February Meeting: Ranell Hansen, “Faith Ringgold”

February 13, 7 pm, in-person & via Zoom,
Live Oak Unitarian Universalist Congregation, Goleta

Next month we have the special privilege of one of our own members presenting to us! Ranell Hansen will share slides and a special video about Faith Ringgold.



Faith was an American painter, author, mixed media sculptor, performance artist, and intersectional activist, perhaps best known for her narrative quilts. Ranell put together a great presentation that tells Faith’s story and shows many of her narrative quilts. Some of us saw this at a Coffee Break in 2024 and that inspired Susan Bullington Katz to invite Ranell to do a repeat performance. The presentation can be viewed in person or on Zoom, so pick your favorite and be ready for some awe inspiring art by this innovative artist.

- Polly Matsuoka

Newsletter Editors Needed

Can it really be almost *five* years? Yes, and while Elisa and I have enjoyed working on the Guild’s newsletter, it’s time for someone else to work their magic.



We’re looking for one or two volunteers to take over in May or June. Newsletter Editor and Newsletter Layout lend themselves well to being done remotely and both take only a few hours each month. We have a wonderful team in place to help with reviewing, mailing, etc. This is a great way to participate in Guild activities.

If you are interested, know someone who might be a good fit in this role, or have any questions, please reach out to us at newsletter@coastalquilters.org.

- Eileen Lewandowski

Upcoming Workshops

On February 15, we will have an Open Sew from 9 am to 3 pm at St. Andrew’s Church. Come spend the day with us to work on any project of your choosing, including the Daylesford quilt. Getting together with other quilters is always great fun. The cost for this day is \$10. Instructions to sign up are listed below.

Dana Jones, presenting at the March 14 workshop, will help us with foundation paper piecing as we work on her quilt, “Peace Cranes from Hiroshima”. Some prior experience with foundation paper piecing is needed. Perhaps the February Open Sew Day would provide a nice opportunity to review those steps independently or with other quilters. Dana will teach us about color value, as value is key to creating this quilt’s three-dimensional look. This is another class that might sell out, so please register soon at a meeting or online.

To register for classes: go to [Programs](#) on the Guild website, scroll to your desired workshop, click “Register Online & Pay Options” and follow the directions. If you have questions or problems let me know.

- Margaret Dear, Workshop Coordinator

Membership

Happy New Year! I am ‘happy’ to tell you that we now have 186 members. Since last January we have welcomed 23 new members and 5 of those were introduced at the Holiday Party. We had 67 members attend the party. The membership year runs from July 1 to June 30, however, if someone joins between January 1 and April 30, dues are half-price.

I still have Directories which have not been claimed. Drop me a note and we can arrange for a pickup time. I am happy to deliver if someone has a problem picking them up at my house. Just let me know! My e-mail is kennarn@yahoo.com.

Carole Kennedy

Guild Board Vacancies

Help us keep the Guild thriving - join the Board! As we look toward the upcoming year, the Guild needs YOUR help! We are currently seeking candidates to fill **seven key board positions** for the upcoming term:

President
Membership Chair
Recording Secretary
Corresponding Secretary
Public Relations Chair
Speaker Liaison
Parliamentarian

Each of these roles is held by a current Board member who is ineligible to serve again, and we need new volunteers to step in and continue the Guild's important work.

Being a Board member is a fantastic way to get more involved with the Guild, support its growth, and make a positive impact on our quilting community. With **remote board meetings**, it's easier than ever to participate, and you'll receive plenty of support and guidance from the outgoing officers.

Interested? We encourage all members to consider running for office! Whether you have prior Board experience or just want to give back to the Guild, this is a great opportunity to connect with others and help shape the future of our community.

If you're interested or have any questions about a specific role, please contact any of the outgoing members, or you can contact me directly at elections@coastalquilters.org. We'd be happy to provide more details and help you learn more about the responsibilities of each position.

Let's work together to keep our Guild strong, welcoming and thriving!

- Kristen Psaty Watts
Parliamentarian,
Elections Committee Chair

Library News

Happy New Year fellow quilters! May 2025 bring you an abundance of time to create and may your bobbin always be full. Come to the library this month and see the many books we have about machine quilting. You can go back to Harriet Hargrave who was a pioneer with machine quilting. Consider reading her seminal work on the topic, "Heirloom Machine Quilting." It is from 1990 but is still a resource I read.

We have 10 other books in our Guild library about machine quilting with varying techniques and styles. With Jenny Lyon coming, I know we will all be inspired to learn new things about machine quilting. Or...try any of the other 700 resources we have for you to enjoy! See you soon.

- Traci Cope

Holiday Flat Package Exchange

The Coffee Break Zoom group hosted a delightful "flat package" exchange organized by Karen Pickford. Participants from California, Texas, Michigan, Colorado, and even Canada (almost foiled by their postal strike!), sent a Secret Santa homemade "flat" item to a fellow member selected by Karen. Recipients opened their gift and showed it off during the Coffee Break. It was so fun to see the variety of creative items - cases, bags, trays, a lovely knitted scarf, bowl cozy, oven mitts and hot mat (extra fabric included!), mug rug, garden apron, ornaments, fabric box, and even a microwave oven potato warmer.

We also saw the beautiful beaded ornaments Karen Pickford made, along with a memory bear made by Patty Latorell, for her grandson, from her late husband's shirts. Once again, Guild members demonstrated their talent and creativity - and their ability to have a wonderful time together, even when separated by great distances.

- Eileen Lewandowski

Community Projects

We want to thank the Guild members who donated quilts to the victims of the Mountain Fire. Susan Bullington Katz delivered 25+ quilts to Cotton and Chocolate in Thousand Oaks, a collection point for those in need. What generous members we have in our Guild. Susan said the shop was awed by the number of quilts our Guild gave them.

For the upcoming January meeting, Community Projects will be bringing cradle kit sets, fabric packets for making cradle quilts, placemat kits for Meals on Wheels and Food From The Heart, along with fidget gizmos for fidget quilts. If you need ideas, the Guild website has them - it's a wonderful resource. Go to the [Community Projects](#) page, look along the left side, and you'll find patterns for fidget quilts, placemats and doll cradle bedding/kits. As always, many thanks for all your hard work and generosity!

**- Michelle Garbarino, Susan White,
Nancy LaRoche-Blau & Kathy Piasecki**

Request for Quilting Services

From the Guild inbox came this request: "For our wedding this year, our guests signed different squares to be turned into a quilt. I have no experience with quilting (neither does my husband). Rather than outsourcing, I was hoping to keep it local and wondering if someone in your Guild would be able to put the quilt together for a fee?" If interested, please contact **Victoria Fitoussi**, v.t.fitoussi@gmail.com.

- Isabel Downs

Refreshments

Refreshments for this month's meeting would be appreciated from members with **January** birthdays. Thank you!

2024 Holiday Tea Party

And...just like that, our Holiday Tea Party is a wrap! Many members were welcomed by Sandy O'Meara and her box of fascinators for a festive and fashionable start to the event.



*Eileen
Lewandowski*

The Boutique was a rousing success, with lots of last minute gifts available. Our own Linda Estrada was a star participant, providing amazingly crafted gift items. Sales of Guild post-cards provided a nice boost to our bottom line!

Marilyn Martin and Linda Estrada once again provided baskets filled with goodies for the raffles. Ursula Dial won the first two, followed by Pat Masterson, Susan White, and Margaret Dear. Barbara Kuhn won for wearing her name badge.



Susan Bullington Katz led the festivities, introducing five new members - Ingrid Bergere, Anne Bixler, Stephanie Linn, Kathryn Boschac and Amy Wilson pictured above, along with Susan Bullington Katz and Carole Kennedy, standing in front of Pam Holst's beautiful quilt, "Family Portrait".

Member volunteers provided all the delicious treats, both savory and sweet. The make-and-take hexi project was a fun activity, as was the "count off" centerpiece game. The main action - socializing - was actively enjoyed throughout the evening.

Many thanks to all who attended and to all who helped make this gathering happen. We truly belong to a Mighty Fine Guild!

-Nancy Butterfield, Welcome Chair

Challenge 2025 - Idioms, Adages, Familiar Sayings

No words on the block, the image must “tell the story.” Examples:

- As alike as two peas in a pod.
- The light at the end of the tunnel.
- Birds of a feather.
- Like father, like son.
- To wear your heart on your sleeve.
- Born with a silver spoon in your mouth.
- Pushing up daisies.
- Good weather for ducks.
- To make a mountain out of a molehill.
- Cat got your tongue?
- It's a piece of cake.

Due at May 2025 meeting, to be revealed at June meeting with voting by the membership according to the following criteria:

- Best Interpretation (that is “yup, you got it”).
- Most amusing interpretation (“that’s tooooooo funny”).
- Most obscure (“a real head scratcher but in the end, hits it squarely on the nail head”).

For this Challenge, the Co-Chairs encourage participants to donate their blocks for use in quilts given to Community Projects. The options are:

1. Judged, **Not** Donated: Size 15” square finished.
2. Judged, Donated: 12.5” square unfinished size (following the above rules).
3. Unjudged, Donated: 12.5” square unfinished size (need *not* follow above Challenge rules).

Isabel will assemble the donated blocks, judged and unjudged, for donation to Community Projects and is also making unfinished blocks to assemble into a quilt using Option 3. Questions? Contact us!

**-Isabel Downs, 805-450-0167,
ifdowns@gmail.com
or Melinda Lewis 805-708-4233,
melinda.ae.lewis@gmail.com**

Bus Trip!

Road to California

Quilter’s Conference and Showcase
Ontario Convention Center

Santa Barbara Airbus Transportation

January 25, 2025

Leaving Santa Barbara 7 am - Returning by 7 pm

Ticket Price:

\$85

Tickets Include:


Bus fare, driver’s tip, show admission, snacks.

[CLICK HERE TO MAKE PAYMENT](#)



Note the following bus information: Departing Santa Barbara (next to former Sears Auto Center in La Cumbre Plaza) at 7am. Departing Carpinteria (Casitas Plaza on the side by Starbucks and the banks) at 7:30 am.

Returning to Santa Barbara (hopefully) at 6:30 pm, depending on traffic, also at Sears Auto Center. It’s a great way to get to and from the show... and as we’ve seen, there’s a lot more to buy than just sewing notions and fabric! The Airbus is a great time and sooo relaxing after a long day. Please join us on this fun filled outing with surprises along the way!



Daylesford Sew-Along - January newsletter

Wow, Happy New Year! I remember so well the turn of the millennium, but how can that be a quarter of a century ago now?! Time flies when you're having fun I suppose. And hopefully you're all having fun with this sew-along. Once we've sewn this month's blocks, we'll be just about half way through the 42 logs, but obviously the rest are much longer, and will need piecing and a focus on avoiding bowed edges.

Remember: Select and cut fabrics for the piano key border in log 39 as you go. Cut pieces roughly 2 x 5" and set them aside.

January's Sew-Along

After row 15, your unfinished quilt should measure 28½ x 28½". The diagram shows the FINISHED dimensions of each row, so be sure to add ¼" seam allowance when cutting your strips! According to Jen's 'recipe' we have just one pieced log this time, log 16 which Jan calls a 'window panel' but I think looks like a dashed line.

In case you don't have the book to hand, here are the details on making log 16:

Choose two contrasting fabrics.

From fabric 1, cut 2 strips @ 2" x WOF
AND cut 1 strip @ 1½" x WOF
From fabric 2, cut 1 strip @ 1½" x WOF


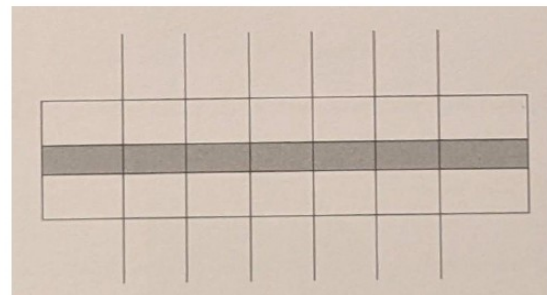
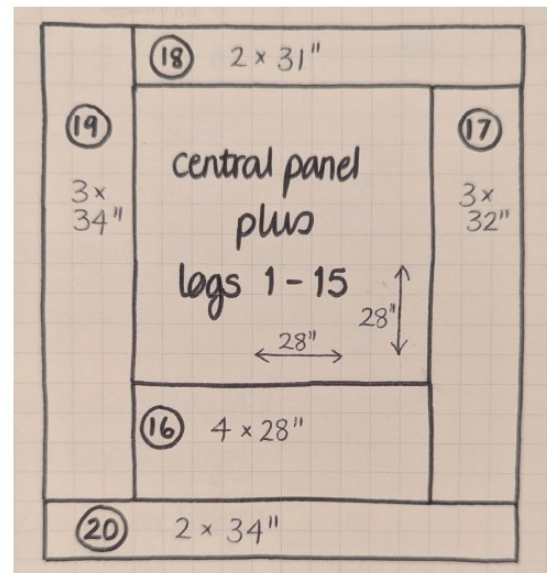
Sew together the fabric 2 strip with the two 2" wide fabric 1 (background) strips on either side (as in diagram 1). Press seams towards fabric 1, away from the central strip.

The resulting strip should now measure 4½" x WOF.
Subcut this strip into 2" segments (as in diagram 2)
You will have more than you need, so maybe incorporate them again later, or on the back.
Subcut the remaining 1½" strip of fabric 1 into 4½" lengths

Alternate and sew together, the 1½" x 4½" fabric 1 pieces, and the pieced 2" x 4½" segments (as in diagram 3).
Jen's quilt has 11 of the pieced windows or dashes, and 12 vertical strips and measures 4½" x 28½".

Any questions, please email, text or call - my details are in the Guild Directory.

And HAVE FUN!! Bee Saunders 🐝



Coastal Quilters Guild, Inc.



P.O. Box 6341
Santa Barbara, CA 93160
coastalquilters.org