

Coast Lines

Coastal Quilters Guild of Santa Barbara & Goleta, California

www.coastalquilters.org

Volume 36, Number 11, May 2025

Guild Meeting

May 8, 7 pm

Annual Meeting

Carolina Oneto, via Zoom

"The Power of Color Composition"

Live Oak Unitarian

Universalist Congregation,

820 N Fairview Ave., Goleta

In-person & via Zoom

Challenge blocks due!

Workshop

May 10, 9 am - 4 pm

Carolina Oneto

9 am - noon, Mix Up Quilting

1 - 4 pm, Organic Shapes

via Zoom

Board Meeting

May 15, 7 pm, via Zoom

Coffee Break

May 23, 1 - 3 pm, via Zoom

Next Month's Meeting

June 12, 7 pm

Guild Challenge Exhibit & Voting

"Idioms, Adages and

Familiar Sayings"

Live Oak Unitarian

Universalist Congregation

News articles due

Friday, May 16, midnight.

We have a very tight turnaround time this month due to editor vacations & obligations. Please have articles in on time.

We appreciate it!

send to: newsletter@coastalquilters.org

with images sent as

separate jpeg or png files


Questions? Or to change your address, phone, email, etc., please email: info@coastalquilters.org

May Meeting: Carolina Oneto, "The Power of Color Composition"

May 8, 7 pm, in-person & via Zoom,

Live Oak Unitarian Universalist Congregation, 820 N Fairview Ave., Goleta

Coming to us via Zoom is Carolina Oneto, an internationally known quilt artist and teacher. She will discuss color contrast, balance, focal point and other important color principles in her presentation. Carolina has an extensive web presence so you can preview her work on her website at CarolinaOneto.com, or her Facebook page, which shows colorful photos of her various workshops held in many countries. I enjoyed reading some of her blog posts ([here](#)) that introduce us to other talented quilt artists from around the world. Whether you research Carolina ahead of time or just come ready to experience color through her eyes and ideas, I know you will enjoy her presentation.



- Polly Matsuoka

May Workshop: Carolina Oneto, "Mix Up Quilting" & "Organic Shapes"

May 10, 9 am - 4 pm, via Zoom

From 9 am to noon, we will work with four quilt sandwiches while Carolina shows us her walking foot tricks and reveals how she adds hand-stitching to create a unique look to her quilts. We will make our own samplers as we practice her techniques. From 2 - 4 pm, using one quilt sandwich, we will concentrate on sewing curved shapes with Carolina's simplified process. This workshop will expose us to new methods and unique ways to accent our quilts. There is still room so please sign up on the Guild website ([here](#)) if you're interested.



- Margaret Dear, workshops@coastalquilters.org

President's Message

As this Guild year winds down, and as I think about what to write for my final annual report, I decided to mention some issues about this past year that highlight what went wonderfully well and some that need to be reconsidered. Or, at least this is my opinion. I am immensely proud of a few programs and initiatives that were well planned and executed.



- We had a fabulous quilt show last October led by Nancy Butterfield and Ranell Hansen. Hats off to these ladies who changed the show admission price, tweaked the quilt submission form and presented a special exhibit that had a universal appeal to quilters and the public alike. Many members volunteered, AND it made a profit. Yippee.
- We are successfully using online forms to sign up for, and collect credit card payments for, workshops, the bus trip, quilt judging and sew days. Thank you to Sue Kadner who worked her magic to create the technical pathway to make this possible. Next we will be setting up an online membership form to collect dues and donations.
- We had a fun bus trip to Road to California (with wine) and if you missed this one I hope you will be excited to join in for a future trip.
- A new satellite group was born, meeting in the evening and wrapping some newer members into the Guild fold.
- Our Board members and Committee Chairs served with enthusiasm and commitment. They attended meetings, stuck with us for a second or fourth year and kept the wheels turning.
- We continued offering hybrid general meetings, with the aid of Eric, the AV technician at Live Oak UUC. He is a gracious gentleman with the technical know how to provide an interactive meeting as opposed to a video presentation.

... Continued

- We had some well attended parties, which are so necessary to maintain old friendships and nurture new ones.
- The Guild presented a group sew variation on the former Block of the Month activity. I saw many hands raised at our last meeting, so I know that many of you decided to participate in this project. Thank you, Bee Saunders, for identifying a quilt design that would appeal to members with varying skills.

I would be remiss if I didn't mention some areas that I believe warrant some discussion going forward.

- Money. Prices are going up for storage lockers, meeting spaces, hotel rooms and travel fees for speakers, insurance and Air Bus rental. I know that you understand this intellectually, but in reality, you vote with your participation by renewing your Guild membership and paying for workshops. Thank goodness our quilt show made a profit and the April fabric sale will be a source of funds from inventory that we get as donations. Without holding a fabric sale every year, we would be deficit spending to the point of concern.
- Participation. I watch the numbers every month, and I know that attending by Zoom is a fantastic convenience. However, pre-Covid, I remember Guild meetings averaging about 65 members attended in-person. To pull off our ambitious list of programs, challenges and contests we need flesh and blood warm bodies filling the ranks.
- Seeing as how you love the three choices for the door prize raffle, I think we would sell more tickets for an Opportunity Quilt if we offered three smaller quilts. I think that the extra work to haul them around and hang them at meetings would be offset by the wider appeal.

Continued to top of page . . .


Continued to page 3 . . .

... Continued from page 2

- If we are holding on to the hope that our workshops will financially cover their costs, we need to boost participation OR increase workshop fees.
- This is a big one. After two years of setting up tables in the Live Oak sanctuary, I feel that the space is smaller than ideal for the many activities that happen at our general meetings. Refreshments are not that important, but there would be more use of our library, visits to the treasure table, door prize and opportunity quilt tickets sold, and general visiting between members, if we had the space. In a perfect world we could pack up Eric and his equipment and move to a larger room, but of course that is not possible. The next Board will have to determine how to navigate this problem, because I do believe it impacts participation at the general meetings.

I hear from speakers who present at our Guild that Coastal Quilters is a vibrant group with membership numbers that demonstrate we have much to offer quilters in our area. This is a compliment to all who have built and staff this framework and I want to be sure that we continue to do so.

- Barb LaPlante, President



Slate of Officers for 2025-2026

In accordance with the Guild's Bylaws, we are announcing the Slate of Officers who will be elected at the May Annual Meeting to run the Guild's Board for the period from July 1, 2025 to June 30, 2026:

- **Guild President:** Polly Matsuoka
- **Recording Secretary:** Nancy Butterfield
- **Guild Treasurer:** Deborah Patetzick
- **Corresponding Secretary:** Carole Kennedy
- **Membership Coordinator:** Sandy O'Meara
- **Parliamentarian:** Eileen Lewandowski
- **Program Director:** Susan Bullington Katz
- **Public Relations Coordinator:** Ruth Egli
- **Speaker Liaison:** Kitty Oliver
- **Workshop Coordinator:** Bee Saunders

Since all candidates are running unopposed, the election will be by acclamation per section 7.4.c of the Guild's Bylaws.

We're also looking for volunteers for the following committees and activities. Remember, you can share these duties.

- **2026 Quilt Show**
- **Satellite Coordinator**
- **Welcome/Refreshments**
- **2025/2026 Challenge**
- **Opportunity Quilt Coordinator**
- **Block of the Month**

If one of these feels like a good fit, please reach out to elections@coastalquilters.org - your help makes a big difference!

**- Election Committee, Kristin Watts,
Sue Kadner & Kristen Otte**

Membership - It's That Time of Year!

Beginning on May 1, members may renew membership for the 2025-2026 year. The next year begins on July 1, 2025 and ends on June 30, 2026. Dues are \$50.



I have exciting news! An additional method of payment for your dues has been created. For those who are simply **renewing with no changes to your information as it appears in the Guild Directory (address, phone, etc.), you may now renew online with a credit card.** Directions and the link will be found on the home page of the Guild's website after May 1. If you are currently not in the Directory, we will send your entry to you for review before May 1. Many thanks to Sue Kadner for making this happen!

If you have changes in information or want to pay by cash or check, please fill out and mail the 2025-2026 Membership Form which will be found on the website on May 1. You may also pay in person by any method at the monthly meetings.

Please join me in welcoming the following new members!



- **Carole Kennedy,**
Membership Coordinator

Where do bad rainbows go?

To prism. It's a light sentence, but it gives them time to reflect.

Challenge 2025 Update - Idioms, Adages, Familiar Sayings

Woohoo! We can *see the light at the end of the tunnel*. *Hats off* to all who submitted a block for this year's Challenge. Wow, none are like *two peas in a pod*!

To submit block(s) that will be incorporated into a community quilt, all you need to do is fill out a small card with your name and the title of the block (that is the adage pictured), safety pin it to the block, roll up the block and turn it in to Isabel or Melinda at the May meeting. If you choose to make a quilt that you want to keep, the label on the back with your name and the adage is sufficient, then roll it up to conceal the label. If you are not able to attend the meeting in person, please mail the block to Isabel, 3860 Sunset Rd, Santa Barbara, CA 93110, including a stamped addressed return envelope.

On *judgment day*, aka the June meeting, the entries will be exhibited with only an identifying number. All members are eligible to vote; a mechanism is being developed for those on Zoom to vote. Members will judge the entries according to the following criteria:

- Best Interpretation of its adage (that is "yup, you got it").
- Most amusing interpretation ("that's tooooooo funny").
- Most obscure ("a real head scratcher that maybe you figured out").

Prizes will be awarded to the winners as well as the other participants.

We hope you had fun with this one.

- **Isabel Downs & Melinda Lewis**

Door Prizes

Door prizes were won by Lori Schiferl, Marcia Greiten and Amy Wilson. Bee Saunders won a gift for wearing her name tag. Thank you to everyone who purchased door prize tickets as we collected \$128.

- Marilyn Martin & Linda Estrada

Hoffman Challenge Winner!

Congratulations to Linda Boynton de Sepulveda, whose quilt submission to the 2024-2025 Hoffman Challenge won third place in the appliqué category. Her quilt will be included in a national tour.



The Hoffman Challenge requires entrants to use a minimum of 5 batik fabrics from a select collection. Linda's quilt entitled "The First People, Chumash" is shown here, along with a close-up of some of her intricate and detailed appliqué work. It's easy to see why this quilt is a winner!



May Birthdays

Marcia Brown	May 1
Rita Hardin	May 4
Shirley Morrison	May 4
Barbara Kuhn	May 5
Suzy Odgers	May 6
Mona Escobar-Ornelas	May 9
Judith Patterson	May 10
Ursula Dial	May 10
Melinda Taylor	May 10
Ginny Rojas	May 11
Marilyn Lake	May 12
Andrea Ramirez	May 12
Kathy Piasecki	May 13
Stephanie Linn	May 13
Sue Orfila	May 19
Marcia Greiten	May 22
Sue Reinhart	May 23
Eileen Lewandowski	May 27
Mary Ringer	May 30

And a belated birthday wish to
Gwendolyn Jeter April 27

Refreshments

Refreshments for this month's meeting would be appreciated from members with **May** birthdays. Thank you!

Community Projects

Community Projects volunteers have been busy sorting and delivering donations. Marty Frolli donated 6 heart pillows which were delivered to the Breast Cancer Resource Center by Michelle for patients seeking treatment. These were well received as seen in the photo with Teegan, Michelle's granddaughter, and two Center representatives.



Marty's daughter, Melissa, crocheted 4 blankets for the cradle sets which were completed by her mom. We also received at the Guild meeting one cradle set donated by a member whose name is unknown. Two PHDs were taken from the Community Projects table. Thank you to the members who took them.

There was one donated PHD and Michelle took it home, using one of the squares to make a heart pillow that was given to her daughter, a nurse at the Cottage Hospital Cardiac ICU, to give to a patient. The remaining PHD squares were made into a fidget quilt and the leftover pink fabric donated to the Guild's upcoming fabric sale. Thank you to the donor of this PHD, much good came from it!

Marty also donated 117 placemats made by the Running Stitches Satellite Group. They were added to the placemats that we already had and over 100 were delivered by Susan White to Food from the Heart and the remainder will be delivered to The Gardens on Hope, a residence for low income seniors.

Thank you to all our members who make Coastal Quilters such a great asset to our community.

**- Michelle Garbarino, Susan White,
Nancy LaRoche-Blau & Kathy Piasecki**


Coastal Quilters Guild Board

Guild President: Barbara LaPlante
Recording Secretary: Jennifer Hendrikson
Treasurer: Debra Patelzick
Corresponding Secretary: Isabel Downs
Membership Coordinator: Carole Kennedy
Parliamentarian: Kristen Watts
Program Director: Susan Bullington Katz
Public Relations Coordinator: Chris Knight
Speaker Liaison: Polly Matsuoka
Workshop Coordinator: Margaret Dear

Block Sew Along: Bee Saunders
Challenge: Isabel Downs & Melinda Lewis
Community Projects: Susan White, Michelle Garbarino, Nancy LaRoche-Blau & Kathy Piasecki
Door Prizes/Raffle: Linda Estrada & Marilyn Martin
Library: Traci Cope
Newsletter Distribution: Mary Ringer
Newsletter Editor: Eileen Lewandowski
Newsletter Layout: Elisa Purnell
Opportunity Quilt: vacant in quilt show years
Quilt Show 2024: Nancy Butterfield & Ranell Hansen
Refreshments: by committee
Road To California Trip Coordinator: Isabel Downs
Satellite Group Coordinator: Sue Orfila
SCCQG Representative: Rosana Swing
Webmaster: Bonnie Barber
Welcome Committee: Nancy Butterfield
Zoom Committee: Susan Bullington Katz

LOMPOC QUILT GUILD PRESENTS

GAVIOTA WINES AND MINI QUILTS



Longsee Flower Field "Mini" Quilt 12" x 12"

A PERFECT MIX OF WINE AND QUILTS!

Spend a relaxing afternoon sipping Steve Escobar's delicious local wines while perusing & bidding on beautiful "mini" quilt creations


Featured quilt artist Dora Cary
www.orangedotquilts.com

**MINI QUILT
LIVE AUCTION**

WHEN:
Sunday, May 4, 2025
1 pm Tasting room opens
and quilt preview begins
2 pm Live Auction begins

WHERE:
GAVIOTA COAST WINES
236 NORTH "F" STREET
LOMPOC, CA

**ALL PROCEEDS
BENEFIT
QUILTERS ETC.**



WWW.QUILTERSETC.ORG

CASH AND CHECKS ONLY

Daylesford Sew-Along

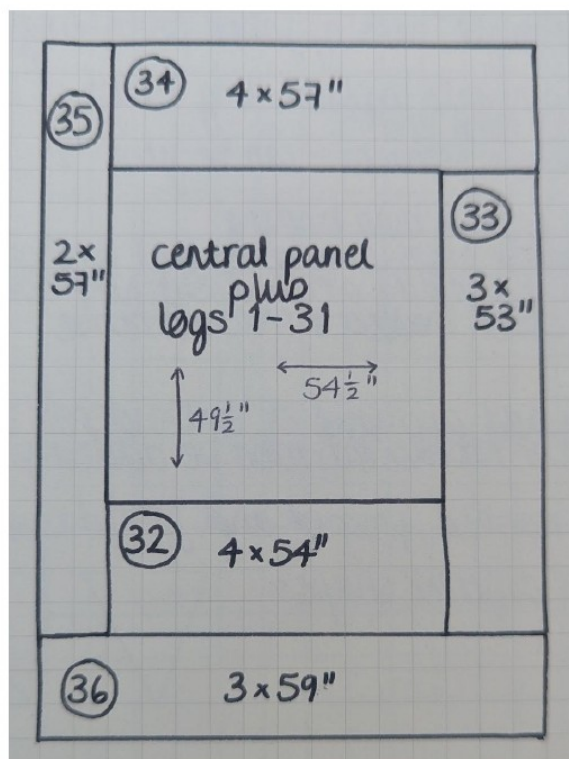

Phew! Those tiny Churn Dash blocks, or whatever you chose to put in their place, are done! Our quilt tops are now about 50" square and we've only got about three more rotations to go. We're getting close to the finish line now! This month we're adding five more logs, only one of which is pieced. If you've set aside scraps along the way, the piano keys should go together quickly. This is our penultimate lot of instructions, with the final six logs coming next month.

We're going to do a progress display of our work at May's meeting, so bring along your quilt top, whether it's already finished, or very much a work in progress....

May's Sew-Along

After row 31, your unfinished quilt should measure $49\frac{1}{2}$ x $54\frac{1}{2}$ ". Remember, the diagram shows the FINISHED dimensions of each row, so be sure to add $\frac{1}{2}$ " seam allowance when cutting out. I have forgotten before and it's very annoying!

Log 32 is a strip or piano key border of FINISHED width 4". Jen uses 39 strips, but you can use as many or few as you like. Use strip sets if you want a repeating pattern, or pick pieces out of a paper bag for a truly random approach!



Piano key border - cutting and piecing

Cut each strip at $1\frac{1}{2}$ x $4\frac{1}{2}$ " and stitch down the long edge. You may prefer to cut them longer and trim to an accurate $4\frac{1}{2}$ " once they're all pieced. Continue for the full $59\frac{1}{2}$ " or make up the extra with a single larger piece.

Any questions, please email, text or call - my details are in the Guild Directory. Do send me a message, with photos, if you're feeling stuck! We're almost there!!

HAVE FUN!! Bee Saunders 🐝

Coastal Quilters Guild, Inc.



P.O. Box 6341
Santa Barbara, CA 93160
coastalquilters.org