

Coast Lines

Coastal Quilters Guild of Santa Barbara & Goleta, California

www.coastalquilters.org

Volume 36, Number 8, February 2025

Guild Meeting

February 13, 7 pm

Ranell Hansen

“Faith Ringgold”

Live Oak Unitarian

Universalist Congregation,
820 N Fairview Ave., Goleta
In-person & via Zoom

Workshop - Open Sew Day

February 15, 9 am - 3 pm,

St. Andrew's Church,

575 Auhay Dr, Santa Barbara
In-person

Board Meeting

February 20, 6:30 pm, via Zoom

Next Month's Meeting

March 13, 7 pm

Dana Jones

“Pagtinabangay: The Quilts &
Quiltmakers of Caohagan Island”
Live Oak Unitarian

Universalist Congregation,
In-person & via Zoom

Next Month's Workshop

March 14, 9 am - 3:30 pm

Dana Jones

“Peace Cranes over Hiroshima”
St. Andrew's Church

News articles due

Sunday, Feb. 23, midnight

send to: newsletter@coastalquilters.org
with images sent as
separate jpeg or png files

Questions? Or to change your
address, phone, email, etc., please
email: info@coastalquilters.org

February Meeting: Ranell Hansen, “Faith Ringgold”

February 13, 7 pm, in-person & via Zoom,

Live Oak Unitarian Universalist Congregation, 820 N Fairview Ave., Goleta

Faith Ringgold was an American painter, author, mixed media sculptor, performance artist and intersectional activist perhaps best known for her narrative quilts. Our own Ranell Hansen has put together an informative and entertaining presentation about this fascinating quilter that tells her story and shows many of her narrative quilts. Ranell includes many interesting facts and facets of Faith Ringgold's life and work, and a video of Faith as well. You won't want to miss this! This is a repeat performance that Susan Bullington Katz requested after hosting the same presentation on a Coffee Break last year, where it received rave reviews. You will be able to see this either in-person at Live Oak or on Zoom, so pick your favorite way of joining in and be ready for some moments of awe-inspiring art by this innovative artist.



- Polly Matsuoka

February Workshop: Open Sew Day

February 15, 9 am - 3 pm, in-person,

St. Andrew's Church, 575 Auhay Dr, Santa Barbara

Come spend the day and sew with us. You can work on whatever you like but if you are working on the Daylesford Quilt, you might pick up some new ideas from your fellow quilters. The cost for this day is \$10.

To register: go to “Programs” on the Guild website, scroll down to your desired workshop, click “Register Online & Pay Options” and follow the directions. If you have questions or problems let me know.

- Margaret Dear,
workshops@coastalquilters.org

President's Message

Last week my husband came home from a meeting of one of his volunteer organizations and told me that another committee member and his wife have 25 boxes of fabric to donate to our Guild. This couple attended our quilt show, with Bob pushing his wife through in a wheelchair. I reached out to the Community Projects team who organized a fabric pick up, and all of this is happening within a few short days.



This donor knew I was part of the Guild because of his connection with my husband, who was our behind-the-scenes PR messenger. All of us have friends, family members and coworkers who (should) know about our Guild and the work we do to support our local community through the quilts we donate. Our personal spheres can spread the word on our behalf, and explain that we accept donations of fabric, to help fund these charitable activities. I am so proud to share our Guild's story to any who will listen and I hope that you are too.

Last year we earned about \$7,000 at our spring fabric sale. Our next sale will be Saturday, April 26, at St. Andrew's Church and, starting this month, Fabric Sale Chair Carol Fay will be organizing meetings to sort, cut, price and sell the fabric. Please find a way to help her with this project. The donations of fabric that we receive and sell are a significant source of revenue and help us to keep our dues low, offer hybrid meetings and fly in amazing speakers. Spread the word about this fabulous work.

And finally, we will be getting more requests to help those who are displaced or homeless due to the devastating fires in LA. It impacts us all and the depth of need is just now being assessed. Quilts for warmth are a useable art project and a tangible display of love from a caring community. We will need your donated projects more than ever.

- Barb LaPlante, CQG President

Coastal Quilters Guild Board

Guild President: Barbara LaPlante
Recording Secretary: Jennifer Hendrikson
Treasurer: Debra Patalzick
Corresponding Secretary: Isabel Downs
Membership Coordinator: Carole Kennedy
Parliamentarian: Kristen Watts
Program Director: Susan Bullington Katz
Public Relations Coordinator: Chris Knight
Speaker Liaison: Polly Matsuoka
Workshop Coordinator: Margaret Dear

Block Sew Along: Bee Saunders
Challenge: Isabel Downs & Melinda Lewis
Community Projects: Susan White, Michelle Garbarino, Nancy LaRoche-Blau & Kathy Piasecki
Door Prizes/Raffle: Linda Estrada & Marilyn Martin
Library: Traci Cope
Newsletter Distribution: Mary Ringer
Newsletter Editor: Eileen Lewandowski
Newsletter Layout: Elisa Purnell
Opportunity Quilt: vacant in quilt show years
Quilt Show 2024: Nancy Butterfield & Ranell Hansen
Refreshments: by committee
Road To California Trip Coordinator: Isabel Downs
Satellite Group Coordinator: Sue Orfila
SCCQG Representative: Rosana Swing
Webmaster: Bonnie Barber
Welcome Committee: Nancy Butterfield
Zoom Committee: Susan Bullington Katz

February Birthdays

Isabel Downs	February 2
Julie Mock	February 7
Kathryn Boschke	February 7
Paige Moore	February 8
Mary Faria	February 13
Polly Matsuoka	February 19
Betty Kelley	February 24
Liz Turner	February 24
Ursula Almeida	February 27

Happy
Birthday

March Meeting: Dana Jones - "Pagtinabangay: The Quilts & Quiltmakers of Caohagan Island"

*March 13, 7 pm, in-person & via Zoom,
Live Oak Unitarian Universalist Congregation, Goleta*

Dana Jones comes to us from Colorado. She will talk about her research and the book she wrote on the native quiltmakers of Caohagan Island in the Philippines, telling their story about the creation and use of art quilts for their survival. This endeavor brought together Dana's expertise in journalism and quilting and she has spent several years on the road since writing it to share their story. Dana has been the editor of Quilter's Newsletter and the SAQA Journal and has been very active as a quilt teacher and designer. Come expecting to learn much from her!

- Polly Matsuoka

Missing eBlasts

As a rule, a Guild eblast (really just an email but called an eblast) is sent out Tuesday evenings on the weeks we have a general meeting, board meeting or coffee break and include the Zoom link as well as other information. Recently several members, including the writer, have had emails go to their spam/junk folder rather than their inbox. When this happens, phone calls, texts and emails are sent to lots of people, such as the writer, the webmaster, the Guild's info account and even the Guild's president.

So just a note to say that IF you do not see an eblast by Wednesday morning, before you contact anyone, please look in your spam/junk folder* because there is a 98% chance it will be there. If it is not, please send an email to sgkadner@coastalquilters.org.

*Why do they suddenly go there? We have no idea but it happens! One reason might be if you have changed your email address and not told our Membership Coordinator.

- Sue Kadner

Upcoming Workshops

Have you ever made a quilt that looks three dimensional? Would you like to? It's pretty easy and it's a lot of fun. On March 14, that will be the goal for quilters who attend the Dana Jones workshop.



"Peace Cranes over Hiroshima" is a beautiful quilt. It looks hard but Dana will help us with foundation paper piecing. Do you have to make the whole quilt? Of course not. You could make one crane if you wanted, or a dozen if the mood strikes you. Some experience with foundation paper piecing is needed but Dana will review the steps in class. She will also teach us about color value, as value is key to creating the three-dimensional look.

Dana will furnish a kit that includes the pattern in two sizes. In the kit is a full-color cutting chart and labels for each cut piece. She will also have foundations for the sections of the quilt that will be made in class. You can purchase some fabric packets from her for \$80. These are used for the cranes and do not include the background fabric. Each crane appears to be made of 4 coordinating colors which gives them their dimensional look.

This is another class that might sell out so please register early at the meeting or on the Guild's Programs page [here](#), then scroll down to your desired workshop, click "Register Online & Pay Options" and follow the directions. If you have questions or problems let me know.

**- Margaret Dear,
Workshop Coordinator**

Free to Good Home

Andrea Hoelter has a Handi Quilter Sweet 16 table, extension, and foot pedal free for anyone interested and willing to pick it up. Her contact information is available in the Guild directory.

Guild Board Volunteers Needed by April 8!

Our Guild relies on its members to keep things running smoothly, and we're looking for volunteers to fill **five key board positions** by no later than April 8:

- **President**
- **Recording Secretary**
- **Public Relations**
- **Speaker Liaison**
- **Parliamentarian**

The **President role** is especially important. This is your chance to help guide the Guild, with plenty of support from the other Board members and a remote meeting format to make participation easier.

Serving on the Board is a great way to connect with fellow quilters, contribute to the Guild's success, and be part of something meaningful.

If you've ever thought about getting more involved, now is the perfect time! To learn more or to volunteer contact elections@coastalquilters.org. Let's work together to keep our Guild vibrant and strong!

**- Kristen Psaty Watts
Parliamentarian,
Elections Committee Chair**

Fabulous Fabric Sale!

The Guild will hold a fabric sale at St. Andrew's Church on Saturday, April 26. We will need volunteers for that day, and also ahead of time to get organized. A sign-up list will be passed around at the February Guild meeting. You may also contact me directly to volunteer or to donate fabric, tools or books to the sale. My information can be found in the Guild directory. Thanks!



- Carol Fay

Library News

Hello fellow quilters! February can be chilly! How about hunkering down and reading more about quilting? Our Guild library has over 700 books to entice you. You can read books about color choice, thread, quilting techniques or the history of quilting. You can flip through books that feature art or famous quilts to get inspired. Odds are excellent there is a book for you in our vast collection.

Please consider visiting our cute library closet at our next meeting, OR take a look at our [Guild library catalog](#), then let me know what books you would like me to leave on my porch for you to pick up if you're not coming to Guild meetings these days. I live on Patterson Avenue near Cathedral Oaks, and it is easy for you to get what you need. Happy stitching everyone!

- Traci Cope, Guild Librarian

SCCQG Update

SCCQG discussed making and distributing quilts and possibly pillow cases for the LA fire victims. I'll be reviewing the SCCQG website for details as they are just beginning the logistics. There's also discussion of helping quilters who have lost everything restock their supplies through donations. Meet the Teachers is scheduled for Saturday, April 5, 2025. Details coming soon.

Program: "Quilt Guilds - Money Matters" -

- Accurate Treasurer records.
- Treasurer binder, holding records and documents.
- Numerous tax forms to understand and process.
- All records need to be kept for several years.

Next meeting is Saturday, April 12, on Zoom. Topic: "Meet the Teachers". Please visit the SCCQG website (sccqg.org) to keep abreast of Southern CA quilt Guild Opportunity Quilts, plus other information pertaining to our Guilds. Thanks!

- Rosana Swing

Community Projects

Recent Community Projects donations included 12 heart shaped pillows from Marty Frolli with the donation going to the Breast Cancer Research Center. She also put the heart pattern up on our website for those who might be interested in making a heart shaped pillow. We received 3 fidget quilts from Linda Estrada who found PHD's on the treasure table and turned them into useful objects for donating.

There has been a request for quilts for the most recent Southern California fire victims. Susan White will select quilts from our stash in the locker and take them with her to Road to California for distribution to those in need. One of the quilts taking the bus ride will be a children's quilt recently donated by Lori Schiferl.

Unity Shoppe has requested 50 cradle kit sets for their 2025 Christmas give away and, while we have some finished sets waiting in the locker, if you would like to add to the supply please let us know. We can bring unfinished cradle kit sets to the next meeting.

In addition to the cradle kits, our Guild can always use other types of quilt donations including children, lap size and bigger quilts, plus placemats for Food from the Heart and Meals on Wheels.

We're looking forward to the February meeting when the Running Stitches Satellite Group plans on showing their most recent endeavor....Veteran's Quilts.

**- Michelle Garbarino, Susan White,
Nancy LaRoche-Blau & Kathy Piasecki**

Refreshments

Refreshments for this month's meeting would be appreciated from members with **February** birthdays. Thank you!

Guild Refund Policy

There have been some issues lately with respect to refunds for Guild events so, even though the policy is published every year under Guild Information in our Directory, we thought it would be a good time to post it here in the Newsletter and elaborate on it.

The policy: *EVENTS – Fees will be refunded by the Guild only if the event is full and a replacement can be found on the wait list. For workshops, “full” is defined based on the speaker’s contractual requirements. For bus trips and special events, “full” is defined based on the maximum allowed in the bus or facility. If the event is cancelled, full refunds will be issued Exceptions to the above (for emergencies such as fires or death, etc.) will be on a case-by-case basis as presented by the Board member responsible for the event at the Board meeting following the event.*

To expand a little further, a person will be considered officially on the list when they have signed up and payment is received. If on-line sign-up is used and a check or gift certificate is mailed rather than payment by credit card, you are not added to the list until the check or gift certificate is received. When the event is full, a waiting list will be started. If a person on the list cancels, a refund will not be issued unless the place can be filled from the waiting list and refunds will only be issued after the event. No one can give their space to another person; the people on the waiting list must come first.

- Deb Patelzick, CQG Treasurer

January Door Prizes

Winner for wearing her name tag was Stephanie Linn. Winners of the raffle basket door prizes were Eileen Lewandowski, Ann Bixler and Ingrid Bergere. Income generated from the generosity of the members in attendance was \$90. Thanks so much for your support.

- Marilyn Martin & Linda Estrada

Challenge 2025 - Idioms, Adages, Familiar Sayings

No words on the block, the image must “tell the story.” Examples:

- As alike as two peas in a pod.
- The light at the end of the tunnel.
- Birds of a feather.
- Like father, like son.
- To wear your heart on your sleeve.
- Born with a silver spoon in your mouth.
- Pushing up daisies.
- Good weather for ducks.
- To make a mountain out of a molehill.
- Cat got your tongue?
- It's a piece of cake.

Due at May 2025 meeting, to be revealed at June meeting with voting by the membership according to the following criteria:

- Best Interpretation (that is “yup, you got it”).
- Most amusing interpretation (“that’s tooooooo funny”).
- Most obscure (“a real head scratcher but in the end, hits it squarely on the nail head”).

For this Challenge, the Co-Chairs encourage participants to donate their blocks for use in quilts given to Community Projects. The options are:

1. Judged, **Not** Donated: Size 15” square finished.
2. Judged, Donated: 12.5” square unfinished size (following the above rules).
3. Unjudged, Donated: 12.5” square unfinished size (need *not* follow above Challenge rules).

Isabel will assemble the donated blocks, judged and unjudged, for donation to Community Projects and is also making unfinished blocks to assemble into a quilt using Option 3. Questions? Contact us!

**-Isabel Downs, 805-450-0167,
ifdowns@gmail.com
or Melinda Lewis 805-708-4233,
melinda.ae.lewis@gmail.com**

Pictures on the Web!

Webmaster Bonnie Barber has completed posting all of the 2024 HOC Quilt Show pictures - graciously taken by Maria Drzeeva - to the Guild’s online photo archives on Flickr. Bonnie has also updated the meeting recordings and photographs. Bonnie is in the process of updating the meeting recordings and photographs. We usually record the business meeting each month which is a wonderful way to catch up on any meetings you might have missed. We only record a speaker’s presentation if given their permission.


To access these photographs, along with the entire history of Guild photographs, visit the Guild website [Home page](#), then click Gallery in the top menu. Below that, in red ink, is a link to the entire guild photo archives. If time permits, take the opportunity to wander through the years of photo albums. Thank you, Bonnie!

Links:

- <https://www.coastalquilters.org/gallery.html>
- <https://www.flickr.com/photos/coastalquilters/albums/>

Sewing Inflation

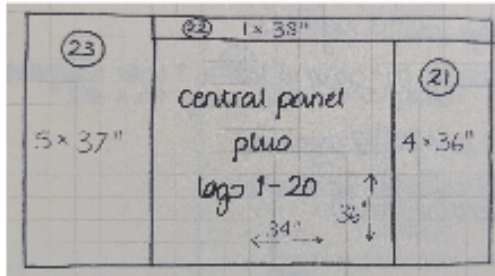
Isabel Downs shared this item from a 1897 Sears & Roebuck catalogue, advertising the “bargain” Success Singer sewing machine selling for just \$8.50, a real discount from the ordinary machines that retailed between \$25-\$35! While the average wage varied with geography and occupation, at this time it hovered around \$10-\$20 per week, with agricultural workers and laborers at the lowest end. Consider, also, how many women were in the workforce! In today’s dollars, the Success machine would cost about \$325.



Daylesford Sew-Along - February newsletter

Hopefully you got to see the wonderful works-in-progress of our guild members at the January meeting. Do have a look in the gallery on the Guild website to see them all. We have members who've already finished, and some who have barely started, so it's definitely not too late to join in the fun!

February's Sew-Along



After row 20, your unfinished quilt should measure $34\frac{1}{2} \times 36\frac{1}{2}$ ". The diagram shows the FINISHED dimensions of each row, so be sure to add $\frac{1}{4}$ " seam allowance.

We are only adding three logs this month but, according to Jen's 'recipe', two are pieced! They are two of the widest logs in the quilt, so there's real potential for individuality - make it your own and change things around!

Log 21 has nine 4" pinwheels, and log 23 is made up of nine 3" nine patch blocks with sashing.

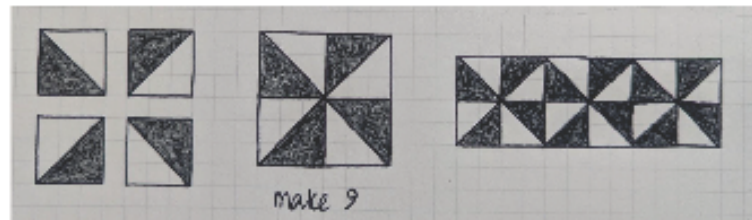
Pinwheels

Make 36 HSTs ($2\frac{1}{2}$ " unfinished) and sew these into nine pinwheels.

I cut 3" squares, sew $\frac{1}{4}$ " either side of the diagonal, and trim to an accurate $2\frac{1}{2}$ ".

Pressing seams open reduces bulk.

Use high contrast fabrics to make your piecing shine!



Nine patches, with sashing

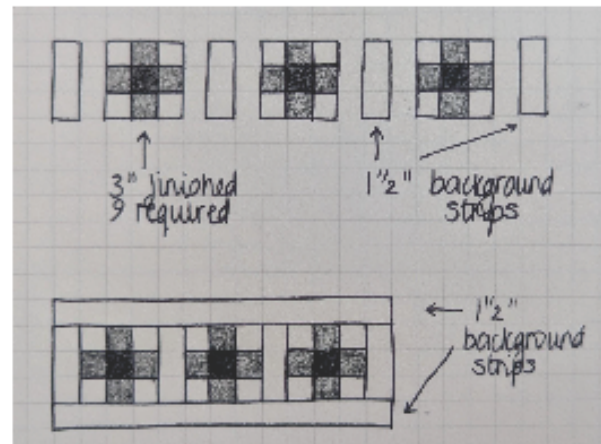
You will need 9 ($3\frac{1}{2}$ " unfinished) nine patch blocks, plus $1\frac{1}{2}$ " background strips for sashing.

I recommend using strip sets for speed and accuracy.

CUT: background (5) $1\frac{1}{2}$ " x WOF
fabric 1 (3) $1\frac{1}{2}$ " x WOF
fabric 2 (1) $1\frac{1}{2}$ " x WOF

Piece 2 strip sets, and trim into $1\frac{1}{2}$ " segments.

1. two background strips either side of a fabric 1 strip
2. two fabric 1 strips either side of a fabric 2 strip. Fabric 2 will be the central square.



Any questions, please email, text or call - my details are in the Guild Directory.

Do send me a message, with photos, if you're feeling stuck, especially with colour, value or visual impact. I spoke to several people at the January meeting, and I would love to help you get un-stuck!

And HAVE FUN!! Bee Saunders 🐝



Coastal Quilters Guild, Inc.



P.O. Box 6341
Santa Barbara, CA 93160
coastalquilters.org