

Coast Lines

Newsletter for Coastal Quilters of Santa Barbara

Volume 25, Number 3, August 2013

This Month:

August 8th Mtg.

- » Wear name tags
- » Return library books
- » Bring mailing labels and cash for door prizes
- » Refreshments will not be provided. Bring your own if you desire anything

August 15th Board Mtg.

Meeting begins at 6:30 p.m. in Maravilla's Galleria room.

August 17th Deadline

Newsletter articles due for August edition.
(send to Mary Ballard - m.ballard0103@gmail.com)

Inside This Issue:

David Taylor in August	1
Huge Book Sale	1
From the President's Desk	2
Challenge Winners	2
Elected Officers	2
Future Programs	3
Member Birthdays	3
Community Quilts	3
Fall Quilting Classes	4
What's on the Website?	4
Events Around California	5
Block of the Month	6
Quilting Resources	7

David Taylor: Reluctant Journey of an Art Quilter

David Taylor was born in Peterborough, New Hampshire and currently lives in Steamboat Springs, Colorado.

His obsession with fabric began at an early age, salvaging tiny scraps from his mother's sewing area trash bin. This began his love and appreciation for fabric and texture.

After college, David embarked on a career in graphic design (before computers!), primarily working for newspapers. Throughout his 20-year career, he received more than 100 regional and national awards for newspaper editorial layout and advertising design.



David's first quilt design was in 1999, collaborating

on a fundraiser project for Strings Music Festival in Steamboat with friend and fellow quilter Madeleine Vail of Clark, CO. Madeleine encouraged him to keep after it.

Following a visit to Houston in 2002 for the International Quilt Festival, his obsession with fabric turned into an obsession for quilting as art.

In 2008, he became an ambassador for HandiQuilter and their Sweet Sixteen sit-down quilting machine. Now, more than a decade into his quilting journey, he has exhibited his work internationally and teaches at numerous venues throughout the year.

David Taylor has been the recipient of the Fairfield Master Award for Contemporary Quilting from the International Quilt Association (2006), the Brother Wall Machine Workmanship Award from the American Quilters Society (Paducah, 2008), and a two-time Best of Show winner at the IQA's Spring Festival in Chicago (2007, 2008), among others.
www.davidtaylorquilts.com

Floral Pictorial Applique Workshop

OK, you appliqué lovers, here is the workshop you have waited for. David Taylor is an award-winning appliqué artist who will share his



techniques with you in an easy-to-understand and casual manner. Even beginners will enjoy this class and David's engaging personality.

Workshops: August 9, 10

Because of the interest shown in the Friday, August 9 workshop, the Guild has decided to offer a second, full-day workshop (same class) on Saturday, August 10. There will be a \$10.00 kit fee for the pattern and supplies.

HUGE BOOK SALE! (truly GI-normous!) At the August Meeting

We've been gathering your donations all year. A special thanks to a member who brought us a huge donation from a friend and to Marty Frolli who gave us a significant portion of her extensive personal library. From this enormous collection, we've chosen some great books to add to our library. But the rest of them are for sale at our August meeting! We have ooooodles of fabulous books, and because there are so many, they've been priced at just 50¢ to \$5.00 with the majority only \$1.00!

Please, adopt some beautiful books at these pitifully small prices! Adopt a lot of them! Enrich your quilting library and your know-how! For lighter reading, how about picking up one of those yummy novels featuring quilts and quilters for just 50¢ each or 5 for \$2.00? How can you resist? Well, don't resist! Bring your small bills (or large, we love all sizes) and scoop up some great books at prices you'll see nowhere else, not even at a thrift store. To sweeten the deal even further, the money you spend will buy more books for the library.

A huge Thank you! to all our members who have donated books. And an extra-huge Thank you! – with whipped cream and a cherry on top – to Marty Frolli. You will not believe the amazing books we have Come on down!

— The Library Committee: *Jean McCaffery, Elaine Kovar, Carol Barringer and Ann Marx*

From the President's Desk

This month I was motivated by our July speaker, professional organizer Juli Shulem, to actually get some areas of my home de-cluttered and organized.

As she recommended, I've made small forays into my linen closet, clothes closet, and even parts of my garage with satisfying results. The tips that helped me the most are detailed below:

- Limiting my time commitment to 1 hour (the length of my favorite radio show or CD) made the task seem small, and therefore not worth postponing.
- Deciding on an approach for a small area like the linen closet before starting. Remove all items, sort by type, get rid of redundant items (especially those I don't like) and finally put the remaining items back, with least used items in the most inaccessible spot.
- Starting a larger area with the spot that, when organized, will have the most visual impact or is the most irritating. A cluttered and unusable garage workbench is now ready for action, and boxes that were a trip hazard have been given away or properly stored.
- Using the questions "Will I ever use this?" and "Do I still like this?" helped me to get rid of clothing in my closet that was not being worn.

As I write this I'm planning a session in my sewing studio. My method will be to tackle one small space at a time, sort fabric by type, put notions and tools away and put future projects in clear bags or boxes. I plan to reward myself for each space organized by sewing for an hour.

Once I have all my fabric sorted by type, I will (and this is the hard part) sort out fabric that I will never use or don't really like. This fabric will be donated to the Guild's August Garage Sale!

I hope you were all equally inspired.

— Carol Fay

Coastal Quilt Guild 2013-2014 Board and Committee Chairs

There are still opportunities to get involved in your Quilt Guild by volunteering for Satellite Group Coordinator, Refreshment organizer, Opportunity Quilt Ticket Sales, or CCQG Representative.

BOARD

President: Carol Fay

VP Programs: Suzy Pelovsky

Treasurer: Toni Percival

Recording Secretary: Shirley Morrison

Corresponding Secretary: Elaine Rottman

Workshop Coordinator: Julie Mock

Speaker Liaison: Patty Six

Membership: Becky Gallup

Parliamentarian: Mary Maxell

Public Relations: Rosanna Swing

COMMITTEES

2014 Challenge: Una Lopez & Lynn Manchester

2014 HOC Quilt Show: Irelle Beatie

Block of the Month: Irelle Beatie, Julie Cohen & Adela Laband

Community Quilts: Bonnie Epperson, Jackie Carr & Marion Jones

Door Prizes: Cathe Hedrick & Irelle Beatie

Library: Carol Barringer, Elaine Kovar, Jean McCaffrey & Ann Marx

Membership Assistant: Sue Kadner

Newsletter Distribution: Mary Ringer & Naomi Hicks

Newsletter Editor: Mary Ballard

Newsletter Layout: Jean Phillips

Opportunity Quilt Ticket Sales: VACANT

Refreshments: VACANT

Satellite Groups Coordinator: VACANT

SCCQG Representative: VACANT

Sunshine Chair: Dee Johnson

Webmaster: Bonnie Barber

Welcome Committee: Dee Johnson & Debbi Haeberle

2013 Guild Challenge

Judging a Book by Its Cover

What a great show. Thanks to all who participated and all who came to enjoy and vote on your favorites. There were 35 quilt entries in all. All participants received a fat quarter with a ring pincushion and a small sewing themed note pad. Winners received a Gift Certificate (see donors below), and a specially made note pad cover and extra note pad. In addition, the top 2 winners (Best Overall and Overall Favorite) received a Gift Certificate for a free Guild Workshop.

And the Winners were . . .

- **Overall Favorite:** *Tangled in Toys* by Pamela Holst
- **Best Overall Interpretation of Theme:** *The Give Away – A Walk in Beauty* by Linda Boynton De Sepulveda
- **Most Humorous:** *Chickens!* By Shirley Morrison
- **Best Use of Challenge Fabric:** *The Lion King* by Dee Johnson (**Honorable Mention** - *The Celtic Riddle* by Melissa Frolli)
- **Best Interpretation of Theme Using Graphics:** *The Great Gatsby* by Kathy Piasecki
- **Best Interpretation of Theme Using Color:** *Monarch of Another Color* by Rita Hardin

Thanks to the following prize Donors:

- **Marty Frolli, White Daisy Quilts** (Long Arm Quilting)
- **The Creation Station**
- **Roxanne's, A Wish and A Dream**
- **Art & Jenny's Sewing Center**
- **Quilt Ventura**
- **Coastal Quilters Guild**

Photos of all the quilts can be seen on our web site <http://www.coastalquilters.org/challenge/challenge13.html>

Editor's note: This article was inadvertently left out of last month's newsletter! My apologies.

Future Programs



SEPTEMBER

Retro Clean: Presented by Larry and Melinda Gonzalez, Retro Clean inventors

Larry will tell us about his background and why he developed the product. It will not be an infomercial but they will have some of their products available for sale at the meeting. www.retroclean.com

OCTOBER

Patricia Beaver : "A Funny Thing Happened To Me When I Moved To Utah"

Hear the story of one quilter's odyssey! A large variety of quilts in many different sizes and techniques will be shown entwined with the stories of women and the roles these works of art have played in their lives. A nice, all around trunk show that appeals to everyone.

www.quiltingbypatricia.com



October 11 Workshop: Crayon Quilts

A fun workshop for all levels. After this class you can make an entire quilt or finish all those labels you have been meaning to add to your existing quilts. With my four-part recipe your project will be completely soft and washable.

NOVEMBER

Jane Tenorio-Coscarelli

Guest lecturer and workshop details will be posted on our website when available. Meanwhile check out her website! www.quarterinchpublishing.com



Community Quilts

Congratulations to our guild members; we have completed 169 doll cradle kits (out of a 168 requirement) for the Unity Shop for this Christmas. We are still collecting more that will be given to little girls at Unity Shop without the wooden doll cradles.

Our next project will be for children and 30 quilts will be donated to C.A.L.M. (child abuse mediation and listening). Tuesday, July 16 the Community Quilts committee members toured the C.A.L.M. facility, learned about their mission and the work they do for our area's children. We gave them two children's quilts and plan to deliver 28 more.

In addition to the C.A.L.M. donation we plan to contribute 24 quilts and pillow cases to Bethel house. These quilts will be for women who are in a recovery program.

We thank the guild for their ongoing support of the community quilts. It is very clear how much the community appreciates our hard work and the love we put into each quilt.

We plan to have quilt kits for the children's quilts available at the next guild meeting and we will collect completed quilts.

— **Community Quilts: Bonnie Epperson, Marion Jones, Linda Kriss, Kris Muller, Patti Wheller**

The membership directory is provided to facilitate guild business. It is issued only to Coastal Quilters Guild members for their personal convenience. Other uses must be approved by the Coastal Quilters Guild Board of Directors.

August Birthdays

Happy Birthday to one and all!

Nellie Munoz	Aug 2
Nancy Rogers	Aug 3
Trudy Auf der Heide	Aug 5
Sally R. Firth	Aug 5
Lou Ann Smith	Aug 6
Janet Berlin	Aug 7
Susan Kadner	Aug 12
Linda Boynton De Sepulveda	Aug 15
Helena Kennedy	Aug 16
Linda Estrada	Aug 17
Elizabeth Hensgen	Aug 17
Bonnie Hall	Aug 23
Susan White	Aug 23
Julie Sharer	Aug 25
Karin Cooper	Aug 25
Marty Frolli	Aug 25
Carol Barringer	Aug 29
Pat Stanovich	Aug 29

Please update your membership information when you change your address, phone, e-mail, etc. by contacting Sue Kadner at cqg4email@cox.net.

Coast Lines is published monthly by:
Coastal Quilters of Santa Barbara, Inc.
P.O. Box 6341, Santa Barbara, CA 93160
<http://www.coastalquilters.org>
Subscriptions are free to members.

Fall 2013 SBCC - Center for Lifelong Learning

<http://www.sbcc.edu/ce/>

Fall Registration: Monday, August 19

Classes posted online for viewing: Monday, August 12.

Quiltmaking for Beginners

A course for those who have never quilted and for those who want to sharpen their basic skills. Learn the fundamentals of quiltmaking while constructing a small sampler quilt. Covers traditional and contemporary techniques of piecing, appliqué and quilting.

A complete supply list provided upon registration.

Instructor: *Marty Frolli*

8 Mondays, beginning Sept. 9, 9:30 am - 11:30 am

Room 18, Wake Center

Tuition: \$80, Materials Fee: \$10, Lab Fee: \$10.

Quilts for Kids

Kids of all ages just love to snuggle up with a quilt. This class includes step by step instructions to complete several quick and easy kids quilts. You will also enjoy a fabric exchange for the I Spy Game quilt and the creepy, crawly Bug Jars quilt. Join us and stitch a colorful and whimsical quilt for your favorite kid! A complete supply list provided upon registration.

Instructor: *Marty Frolli*

8 Wednesdays, beginning Sept. 11, 9:30 am - 11:30 am

Room 18, Wake Center

Tuition: \$80, Materials Fee: \$, Lab Fee: \$10.

Quilters Workshop

Create beautiful quilts and quilted items while reviewing and perfecting basic quilting techniques of cutting, piecing, setting, basting, quilting and binding. Individualized instruction from experienced teacher allows students of diverse ability levels to apply techniques to projects of their own choosing.

Instructor: *Marty Frolli*

8 Fridays, beginning Sept. 13, 9 am - noon

Room 18, Wake Center

Tuition: \$120, Lab Fee: \$15.

Jelly Roll Race Quilt

Use a jelly roll or 40 (2-1/2") strips to piece this quick and easy lap quilt.

A complete supply list and photo provided upon registration.

Instructor: *Marty Frolli*

1 Saturday, Sept. 21, 9 am - 4 pm

Room 18, Wake Center

Tuition: \$30, Lab Fee: \$5

Double Slice Layer Cake

Use a layer cake or 35 (10") squares to piece this quick and easy lap quilt.

A complete supply list and photo provided upon registration.

Instructor: *Marty Frolli*

1 Saturday, Oct. 5, 9 am - 4 pm

Room 18, Wake Center

Tuition: \$30, Lab Fee: \$5

Quilting and Patchwork

Strip 2, 3, 4 and More! Learn the principles of color and design and make spectacular quilts that start with fabric strips. Lessons start with simple 2 strip patterns, and progress to more complex patterns including Hidden Wells and Lone Star. Quilters of all levels are welcome.

Instructor: *Carol Fay*

8 Tuesdays, starting September 10, 6:00 pm - 8:30 pm

Room 18, Wake Center

Quilters Workshop: Emphasis on Art Quilts.

Both of these classes will emphasize one project from start to finish with each week addressing a different aspect of the construction from design to quilting. Hand outs will be given for each technique taught. Students may work on developing an original design or may use a pattern provided by the instructor.

Instructor: *Ranell Hansen*

Landscape quilts: 6 Mondays, beginning Sept. 9, 1-4pm

Portrait quilts: 6 Mondays, beginning Oct. 21, 1-4pm

Room 6, Schott Center

Recycle, Repurpose and Refashion

Make those thrift store finds or favorites from the back of your closet that you no longer wear into useable items. Each week you will receive a pattern and instruction for repurposing or refashioning unused garments into everything from hats to shopping bags to clothing to items for your home. This is not an alterations class and no previous garment experience sewing is needed. The class will be mainly demo and discussion with problem solving time during the last hour of class.

Instructor: *Ranell Hansen*

6 Mondays, beginning Sept. 9, 9am - 12 pm

Room 6, Schott Center


Sewing Tips and Techniques

Students work on their own projects with assistance from the instructor. People make clothing, quilts, household articles, bags and purses as well as doing alterations and fitting. Instruction is given in small groups or individually. Appropriate for beginning through experienced sewing abilities. Make this your dedicated sewing time. It's fun to get together and sew.

Instructor: *Ranell Hansen*

10 Tuesdays, beginning Sept. 10, 6:30-8:30 pm

Room 6, Schott Center



Did you know that our CQG website offers links to many of our local and regional guilds? It's interesting to see what programs and projects and events other guilds have going on. Our Links page has other points of interest in the quilting world. Let us know if you find any broken links, or want to recommend a website our members might be interested in.

www.coastalquilters.org/links.html

Events Around California

Santa Barbara Modern Quilt Guild presents a Members Showcase

*July and August, Monday through Friday, 8am to 5pm
Artist's Reception August 6th, 5-7p.m.*

The Santa Barbara Modern Quilt Guild was founded in April 2010 as a local branch of The Modern Quilt Guild, which was founded in Los Angeles in October 2009. The UCSB Faculty Club has given us the opportunity to showcase the work of our members during the months of July and August. The Club is open to the public for lunch Monday through Friday from 11:30 to 1:30 or the building is open to the public from 8am to 5pm, Monday through Friday except July 4th and 5th.

International Quilt Festival Long Beach 2013

Friday, August 2 to Sunday, August 4, 10 a.m. to 6 p.m. (Sunday, 10 a.m. to 3 p.m.), Admission: \$10 daily adult, \$8 seniors & students, children 10 and under free. \$25 Full Show Pass (includes preview night, Thursday, August 1)

Long Beach Convention and Entertainment Center

For more information, visit www.quilts.com and click on International Quilt Festival/Long Beach.

Tehachapi Mountain Quilters Guild presents Rainbow of Quilts

Saturday, August 17 – Sunday, August, 18

West Park Activity Center, 490 West D St.

Opportunity Quilt: *Winter's A Comin'*; drawing Sunday, August 18, 3 p.m. onation \$1 per ticket, 6 for \$5. Winner need not be present.

Autumn Art Stays at Emandal Farm: Fabric Collage with Laura Fogg

Friday, August 23 to Tuesday, August 27, Four-night stay \$575, includes lodging, food and instruction

Emandale Farm, Willits, CA

If your story is evoked by a visual memory, a fabric collage might be just the way to represent it. Starting with a photo of a favorite place, you will learn how to freeform cut and collage fabrics and novelty trims, and either glue or sew them together in a finished "quilt." No quilting experience necessary.
www.emandal.com/autumn-art-stays

Mountain Treasures XXV Quilt Show Silver Jubilee

Saturday, August 31, 10 a.m. to 5 p.m. & Sunday, September 1, 10 a.m. to 5 p.m.

Big Bear Middle School, 41275 Big Bear Blvd.

Door prizes every hour! Come see Busy Bear's 2013 Opportunity Quilt, Mountain Menagerie, depicting the animal and plant life in Big Bear! The quilt was adapted from Forest Galore by Karen

Brown and made by 18 Busy Bear Quilt Guild members in 2013. The quilt fabric was tea dyed, hand appliquéd, and machine pieced. The quilt was machine quilted by Susie Meyers.

San Diego Quilt Show: Surfing the USA

September 5-7, 2013

Preview Wednesday Sept 4 from 6-9 pm \$20 presale, \$25 at the door; Hours : Thursday & Friday 10 a.m. to 6 p.m., & Saturday 10 a.m. to 5 p.m. Special Guest Artist is Alex Anderson. \$10

San Diego Convention Center

<http://www.sandiegoquiltshow.com/>

North Cities Quilt Guild: So Much to be Thankful for

Friday, Sept 13 – Saturday Sept 14, 10 a.m. – 4 p.m.

Admission: \$7 at the door

Placentia Presbyterian Church, 849 N. Bradford, Placentia, CA

northcities@yahoo.com

The Flying Geese Quilters Guild presents "A Harvest of Quilts"

Saturday, September 14, 2013, 10 a.m. – 4 p.m.

Sunday, September 15, 2013 10 a.m. – 3:30 p.m.

Free parking • \$10 admission

Soka University, One University Drive, Aliso Viejo, CA 92656

Over 300 traditional and non-traditional style quilts will be on display. It brings together the "best of the best" in quilt making, with aisles of displays, retail exhibits, antique quilts display and live quilt auction at 2 p.m. on Saturday.

<http://www.HarvestOfQuilts.com>

Conejo Valley Quilters Present

"A Gathering Under The Oaks: A Quilter's Showcase"

September 21-22, 2013, 10a.m. – 4 p.m.

California Lutheran University, Gilbert Arena, Thousand Oaks, CA

MQX Pacific Northwest Quilt Festival

October 9-12, 2013

Public Quilt Show October 10-12, \$12 admission good for all days

Oregon Convention Center, Portland Oregon

www.MQXShow.com

Pacific International Quilt Festival XXII

October 17-20, 2013

Santa Clara Convention Center, Santa Clara, CA

www.quiltfest.com


Block of the Month 2013-14: EVERYBODY IS A STAR

September's Block: Ohio Stars

This is a nine-patch block made with five plain squares and four quarter-square triangle units. It's a classic block that's easy to make, but do take care to sew a quarter-inch seam when assembling the patchwork units. Select pink or orange tone-on-tone fabrics. Multicolor prints are fine as long as they "read" as pink or orange, which means that at a distance they appear to be that color.

FABRIC

 Pink OR Orange

 White on White

CUTTING

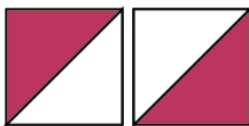
Cut one $4\frac{1}{2}$ " square
Cut two $5\frac{1}{4}$ " squares

Cut four $4\frac{1}{2}$ " squares
Cut two $5\frac{1}{4}$ " squares

ASSEMBLY INSTRUCTIONS

1. Combine one $5\frac{1}{4}$ " x $5\frac{1}{4}$ " pink or orange squares with the white-on-white squares of the same size to make four quarter-square triangle units.

Start by making half-square triangles. Mark the diagonal with a mechanical pencil on the wrong side of the lighter fabric. Place two squares right sides together and pin or glue in place. Sew a scant $\frac{1}{4}$ " on either side of the time. Cut on the line. Press open.



Now take two half-square triangles and place two squares together, making sure the colors are opposite, and mark the diagonal with a mechanical pencil on the wrong side of the fabric. Pin or glue in place and sew a scant $\frac{1}{4}$ " on either side of the time. Cut on the line.



Press open. When you're finished, trim each completed quarter-square triangle unit to measure $4\frac{1}{2}$ " x $4\frac{1}{2}$ ".

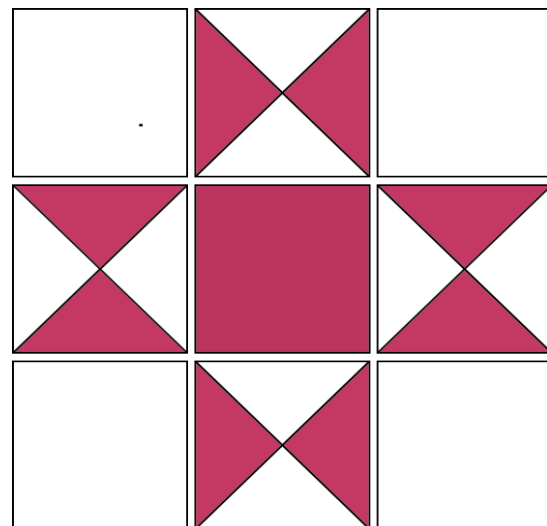



2. Arrange the plain squares and the quarter-square triangle units into three rows, taking care to orient the triangle tips as show in diagram 2.

3. Sew the components of each row together. Press seam allowances toward the plain squares unless you feel the color shows through too much.

4. Sew the three rows together to complete the block, butting seams and matching patch edges. Press. Your completed block should measure $12\frac{1}{2}$ " x $12\frac{1}{2}$ " for 12" finished square.

— *Irelle Beatie, Julie Cohen and Adela Laband*



Assembly Diagram

Quilting Resources

Art & Jenny 's Sewing Machine Center

Authorized Janome Dealer - Service of most brands. Sewing supplies only, no fabric for sale

2124 E. Thompson Blvd.
Ventura, CA 93001-2725
805.643.8536

The Creation Station Fabric & Quilt Shop

*Classes, Retreats and Online Shopping
Dawn and Patrick Farrier, owners
Large selection of cotton solids/prints and flannels.*

Authorized Janome dealer.

252 East Hwy 246, Unit A
Buellton, CA 93427
www.thecreationstation.com
805.693.0174

Marty Frolli: White Daisy Quilts

*Edge to edge machine quilting service.
Many pantograph designs available.*

mafrolli@cox.net
805 968-4781

Ranell Hansen Around The Block Quilting Studio

*Custom Machine Quilting
Quilting and Sewing Classes*

LLENAR.NESNAH@gmail.com
805.684.7042

Cathe Hedrick Santa Barbara Quilting Retreats

P.O. Box 91429
Santa Barbara, CA 93190-1429
www.santabarbaraquiltingretreats.com
805.899.3947

Grant House Sewing Machine

*Tuesday: 10-5:30 Wednesday: 10-5:30
Saturday: 10-1 Other times by appointment.*

336 E. Cota St., Suite B,
Santa Barbara
www.granhousesewingmachines.com
ghsewingmachines@gmail.com
805.962.0929

Nancy King Santa Barbara Custom Quilting

Many designs to finish your quilts beautifully. Large quilts, small quilts, get them done! Prompt turnaround.

www.sbcustomquilting.com
805.252.3811 (cell)
805.687.2063 (studio)

Quilt Ventura

Stash Card & Classes

4572 Telephone, Ste. 908
Ventura, CA 93003
www.quiltventura.com
805.658.9800

Roxanne's A Wish and A Dream

A whimsical store filled with everything for quilting, knitting, needlework and gifts. Not only will you find fabrics, books, yarns and classes, you will have experience in artful living.

919 Maple Ave.
Carpinteria, CA 93013
Roxannequilts.com
805.566.1250

Coastal Quilters Guild, Inc

P.O. Box 6341
Santa Barbara, CA 93160

CHANGE SERVICE REQUESTED

Coast Lines Newsletter

This is a monthly publication. Newsletter articles will be accepted up until the 3rd Saturday of the month for publication in the following month's issue. Send articles to the editor: *Mary Ballard, m.ballard0103@gmail.com* or PO Box 2135, Santa Barbara, CA 93120.

Coastal Quilters Guild Inc
<http://www.coastalquilters.org>

Coastal Quilters Guild of Santa Barbara and Goleta is a non-profit, educational and charitable organization. The purpose of the guild is to educate its members about the history and preservation of the art form of quilting and its related topics; to learn new techniques and improve skills; and to inform the community at large about our quilt making heritage.

Guild meetings are held on the second
Thursday of each month at:

St. Andrew's Presbyterian Church
4575 Ahay, Santa Barbara, CA

This Month's Meeting

August 8, 2013 7 p.m.

(Doors open at 6:30 p.m.)

Next Month's Meeting

September 12, 2013 7 p.m.

Please carpool, parking is somewhat limited.