

Coast Lines

Newsletter for Coastal Quilters of Santa Barbara

Volume 21 Number 9, February 2010

This Month:

February 11th Mtg.

- » Wear name tags
- » Return Library books
- » Bring canned goods for donation

February 20th Deadline

Newsletter articles due for March edition

February 18th Board Mtg.

Meeting begins at 6:30 p.m. in Maravilla's Galleria room.

Inside this Issue:

Andi Peredja in February	1
Calling Guild Art Quilters	1
Challenge Quilts Due!	1
Efficiency Tip	2
Member Birthdays	2
Did You Know?	2
Elected Officers	2
From Darilyn's Desk	3
Future Programs	3
Returning Members	3
Quilt Show News	4
Dec/Jan Door Prizes	4
Events Around California	5
Block of the Month	6
Quilting Resources	7

CQG Welcomes Andi Perejda

Andi is an award-winning quilter, teacher and NQA certified competition judge. She began quilting in 1991 and her interest and enthusiasm in all facets of quilting continues to grow. She is well known for her hand quilting and hand applique, however her interests are not limited to these techniques. Along with vibrant color, she loves working with a variety of fabric types and finishes to create textural interest. Andi regularly enters regional and national shows and has won many prizes including Best of Show, Best Innovative Design and First Place Naturescape Art Quilt. Her whole-cloth quilt, Silver Splendor, has traveled to Japan and Barcelona. Her applique quilt, Whigged Out on the West Coast, has been patterned by 'Quilters Newsletter Magazine' and was featured in a calendar. Her lecture for us is "Quilt Designs." Andi will teach us her pieced "Circle of Illusion" in our workshop on Friday. She states, "One of the joys of making quilts is sharing them with other people and realizing that I have communicated something that causes them to pause for a moment and consider..."

www.jandidesigns.com / www.andiperejda.com

Calling all Guild Art Quilters

In May, Ranell Hansen and I will be presenting our quilts as the Guild program for the month. We thought it would be wonderful if all of the art quilters in the guild could be recognized for their work by hanging a show of guild members' art quilts at that meeting. Cathe Hedrick will be giving you the details!

Lest you feel intimidated, we want you to know that everyone who submits a quilt will have at least one hung. If you submit more than one, decisions will be made relative to the amount of space available and continuity of the show. We will be asking an Art Quilter to "jury" the show.

I had the experience of having to select quilts for the display case at the Library prior to our last Guild Quilt Show. It really helped me to un-

Jolly J's Become Jolly Jesters

Bring your Challenge quilt to the February meeting, all wrapped up in a pillowcase with your entry form firmly pinned to the outside of the case. Your quilt label on the back of your quilt doesn't have to be covered because no self-respecting quilter would peek—with the rest of us watching!

If you are willing to have your quilt displayed after the Challenge night, please mark the correct box on your form. We will be showing the quilts at Grant House Sewing Machines on 1st Thursday in April—which happens to be April Fools Day!!! How's that for coincidence! Grant would like to keep the quilts on display for some time after their auspicious debut.

If you can't bring your quilt to the February meeting, and finish before the deadline of February 21, call Jean (964-2060) or Judith (967-0276), before the 21st and we'll make arrangements to collect it. Just don't call us on the 22nd, as we are too scatterbrained to handle late entries.

Understand that not getting a quilt selected for a given event did not mean that it was a rejection of the quilt. I had been given a large number of quilts to pick from. I needed to make decisions based on how much room was available, color and composition of the works, and continuity. Otherwise the display would have been a hodge-podge. It really helped me to understand why some of the quilts I have submitted for exhibitions have been rejected. Remember not take it personally. I believe this is important to know.

So please join us for a fun night in celebration of the Art Quilt and of the talents of all of you art quilters out there!

Jeanne Surber

Increase Efficiency and Save Money (and maybe a life, too!)

Every quilt maker knows that keeping your sewing machine in good running order prolongs its life and keeps YOU happy as it hums steadily along, making beautiful creations from fabric and thread. But there's another appliance that's a real work horse, too -- one we don't generally give much thought to: Your clothes dryer.

Everyone knows that you should clean out the lint filter on your clothes dryer regularly to keep the air flowing evenly... but did you ever wonder WHY this is so important? It helps to have a basic understanding of how a dryer actually works.

In a standard dryer, a fan pulls air into the dryer and sends it flowing over a heating source. The heated air is drawn into the tumbling drum where the wet clothes are held. The heat, air flow, and tumbling motion all contribute to evaporating the moisture held in the fabric into the heated air. The warm air and the moisture it holds passes through the filter, which traps the lint and other particles, before expelling the warm, moist air outdoors. This process repeats until enough moisture is removed from the fabric to be considered sufficiently "dry".

If you neglect to clean the lint filter between dryings, moist air cannot be vented from the dryer as easily. The result is that your dryer works less efficiently, making it necessary to run the dryer LONGER to dry a load of clothes, which means HIGHER costs in your electric or gas charges and a SHORTER life span for your dryer. It could even overheat and cause a fire!

WARNING: Just removing the lint is not enough! Using dryer sheets to soften your clothes and fabrics causes a waxy build-up of residue on the lint filter that clogs the fine mesh screen.

The best way to keep your dryer working for a very long time (and reduce your utility bill) is to take that filter out and wash it with hot soapy water and an old toothbrush, or other brush, at LEAST every six months. **TRY THIS:** Take your dryer filter out, take it to your sink and try running warm water through it... I'll bet it just trickles through, right? Or maybe even puddles? Now give your filter a thorough cleaning as recommended with hot soapy water, then rinse well. Now try running warm water through it again and I'll bet you can see a visible difference!

I tried this, and now my drying time is LESS THAN HALF what it was! How about that!?! You learn something new every day! I certainly didn't realize dryer sheets would do that, so I thought I'd share this important information with all of you!

For more information, go to: <http://www.snopes.com/inboxer/household/dryer.asp>

- The Rambling Rose

February Birthdays

Happy Birthday to one and all!

Judy Gorrindo	Feb 1
Julie Banks	Feb 3
Cathy Nicholson	Feb 5
Julie Ann Mock	Feb 7
Vicky Manning	Feb 7
Kimberly Cooke	Feb 12
Christa Huwe	Feb 13
Debra Nichols	Feb 14
Lucy Stephenson	Feb 18
Letitia Harper	Feb 20
Isabel Downs	Feb 21
Betty Kelley	Feb 24
Mary McRobbie	Feb 24
Joan Buss	Feb 26
Oleta Bennett	Feb 27
Ruth Kyes	Feb 27
Suzy Pelovsky	Feb 29

Did you know?

gingher, Inc. will recondition any gingher brand product. The current charge for this service is \$7.50 for each pair of scissors or shears sent for reconditioning. This fee covers the costs of resharpening, return packaging, and return shipping. Please enclose a check payable to: gingher, Inc. when sending items in for repair. We are unable to accept credit cards for repair service fees. This repair normally takes 3-4 weeks. We recommend that you insure packages sent to us by mail. Please send items to the following address: gingher, Inc., 322-D Edwardia Drive, Greensboro, NC 27409

Elected Officers & Committee Chairs 2009-2010

President:

Darilyn Kisch (689-1480)

VP Programs:

Cathe Hedrick (899-3947)

Speaker Liaison:

Dee Johnson (682-1134)

Workshop Coordinator:

Patty Six (569-9968)

Recording Secretary:

Priscilla Jacobs (563-2389)

Corresponding Secretary:

Barbara MacCallum (964-6476)

Treasurer:

Ky Easton (967-1113)

Parliamentarian:

Edalee Keehn (682-4675)

Membership:

Becky Gallup (684-2667) &
Jean Faison (569-1548)

Public Relations:

Kathy Rose (964-9085)

2010 HOC Quilt Show:

Karen Pickford (967-9588)

Block of the Month:

Naomi Hicks (964-7635) &
Debbie Breyman (686-9777)

Challenge:

Judith Nybakken (967-0276) &
Jean MacMillan (964-2060)

Coast Lines Distribution:

Mary Ringer (964-7906) &
Naomi Hicks (964-7635)

Coast Lines Editor:

Gwen Wagy (705-3119)

Coast Lines Layout:

Jean Phillips (967-8183)

Community Projects:

Yolanda Garcia (451-0399) &
Louise Salgado (405-3312)

Door Prizes:

Sue Kadner (966-6230) &
Chris Allen (682-5280)

Historian:

Betty Kelley (692-0075)

Librarian:

Heather Georgakis (964-8390)

Refreshments:

Marie Butcher (681-9115)

Satellite Groups Coord.:

Suzy Pelovsky (898-0850)

Webmaster:

Bonnie Barber (686-4552)

Welcome Committee:

Diane Moore (968-2104)

Opportunity Quilt 2009:

Quilt Provider:

Kathy Draine (967-0095)

Ticket Sales:

Sue Davies (684-4216)

From Darilyn's Desk

Dear Guild Members,

Due to the dedication and hard work of all of our volunteers, our guild has enjoyed a banner year. We have given hundreds of quilts to those in need locally, welcomed many new members, donated thousands of dollars to community charities, been artistically inspired, and had a lot of FUN!

If you are not currently involved in a guild committee, I encourage you to check out the list of committees in the newsletter or the front of your directory. If you have questions about the duties, either contact the respective Chair or me. Besides being part of your membership responsibility, volunteering is guaranteed to give back much more than you put in!

A slate of prospective Board Officers and Committee Chairs will be distributed at the April meeting. This means I need for you to begin considering where your perfect fit is and let me know by the March meeting.

For those that are newer to the guild, here's how volunteering works. The ten board positions are elected by a member vote held at the May general meeting. Board terms are limited to two years. Only half of the board changes each year. Openings for 2010-2011 include:

- **President** (gets to wear crowns and go to the head of the refreshment line!)
- **VP Programs** (books future speakers and plans non-speaker programs)
- **Speaker Liaison** (hosts the speakers while they are in town)
- **Parliamentarian** (keeps the board on track; handles the voting)
- **Corresponding Secretary** (contacts media with meeting dates; mail)

New members – you can do this! What better way to learn about your guild and make new friends?

Committee chairs have NO term limit. If you are happy doing your job, you are welcome to continue. As these duties are more fun when you have help, members that would like to try out new tasks will be encouraged to become your “committee”. If you would like to change jobs, it would be very helpful if you could find a replacement for your position.

Two new Committee Chair positions have been approved by the Board. The first is a “Sunshine” chair. This person will keep up on what's happening to members and call, send cards, alert other members, etc. (IE: get well, condolences, congratulations...). I am so happy to announce that Dee Johnson has already volunteered to be our first “Little Miss Sunshine!”

The second new spot is for a Transportation chair. This job is two-fold. One is to arrange guild bus trips (how much fun can a job be!?!); the other is to facilitate ride sharing to the meetings and workshops.

We all lead hectic and busy lives. But remember that the more hands sharing the work, the easier it is for all.

Which position sounds good to you?

Cheers,
Darilyn • 689-1480

Coast Lines is published monthly by:
Coastal Quilters of Santa Barbara, Inc.
P.O. Box 6341, Santa Barbara, CA 93160 <http://www.coastalquilters.org>
Subscriptions are free to members.



Future Programs

March

It's our annual **Coastal Quilter's Challenge**. Come one, come all...this evening is always a very special event for us. All sorts of "Playful Pieces" will be on display. How did everyone incorporate pockets and postage stamps? We'll vote and declare big winners!

April

Freddy Moran uses brilliant and vivid fabrics to create colorful quilts. Her signature is that she always includes black and white prints in her quilts. Polka dots, geometrics, squares, circles, triangles and stripes are among her favorite patterns. Her lecture is entitled *Color Equals Joy* and her workshop is *Fun with Color*.

May

Member Art Quilter Program. Guild members who are "Art quilters" will show their beautiful and unique pieces. Let's take a look at their wonderful talents. (No workshop on Friday).

Dee Johnson, Speaker Liaison

Welcome Returning Members:

Lori Call

5112 San Lorenzo Dr.
Santa Barbara, CA 93111
692-9066
calllori@westmont.edu

Gerry Janis

652 Pilgrim Terrace
Santa Barbara, CA 93101
563-3760
janisgerry1946@verizon.net

Wendy Ladd

199 N. Kellogg #D
Santa Barbara, CA 93111
964-9412
www.thatseamsfun.com
wendyb@thatseamsfun.com

New Address:

Susan West

1674 Las Canoas Rd
Santa Barbara, CA 93105

Quilt Show News

Here we are at the beginning of 2010 – and that means that our Quilt Show is just around the corner. Preparations have been underway for several months and are going smoothly thanks to a wonderful group of competent women on the committee. We have been meeting on the 2nd Saturday of the month. Please contact me if you are interested in attending and need directions to our meeting place.

The Basics

The show will take place September 25th -26th at Earl Warren Showgrounds, with set-up and a dinner on the preceding Friday (24th). Admission will be \$10 for a weekend pass, or \$8 if purchased in advance. We are also working on ways in which members can “earn” a free ticket to the show (see our To-Do List below.) In addition to the various quilt categories, we will also be accepting submissions for wearables and possibly for home decorator items, such as placemats, table runners, bags, etc. We also are continuing our unique and successful boutique. Further, we will display Challenge Quilts from this year (pockets & postage stamps) and last year (travel posters). There should be a lot of variety and “Harvest of Colors” promises to be a great show.

Needs

Our committee still has a few important positions open. If you can help with any of the following, please contact me or any other Quilt Show committee member (look for the “Harvest of Colors” ribbons on our name badges.)

- **Hanging:** organize the physical hanging and display of quilts and coordinate volunteers
- **Featured Artist Coordinator:** act as the interface with our featured artist (Norah McMeeking) to help fulfill her requirements for set-up, volunteers, etc. at the show
- **Home Dec Coordinator:** receive and organize entry forms for this category and coordinate the display of items at the quilt show.

December and January Door Prizes

December Winners: Our congratulations go to the 20 individuals whose numbers were drawn and who got to pick from the table.

In **January** our congratulations go to:

» Joanne Conklin » Ann Marx » Barb Postma
» Christa Huwe » Barbara MacCallum

We hope you enjoy your door prize, and our thanks to all who bought tickets, which help support Guild activities.

Special thanks to Barbara MacCallum for working the room and selling lots of tickets in December!

*Chris Allen & Sue Kadner, Door Prize Chairs
sgkad@yahoo.com*

Public Relations

To really make our show a success, we need to get people to attend, which means spreading the word in any way we can. After all, if you throw a party and forget to send the invitations, it won't be much fun! We have bookmarks to distribute, and later in the year we will have a poster to hang around town. We will have a display at the Goleta library in September and will be making “car posters” for you to put in your car as you drive around the area. During the month of September, we would also like to “Blanket the Town with Quilts” – so if you know of any art galleries, store front businesses, or empty storefronts, etc. that might be likely places for a small display, please contact me.

To-Do List

As you know, our show is run by volunteers and your help is needed in lots of areas – even small things can be a big help. Please consider the following:

1. Choose the quilt you are going to enter in the show. We would like to have everyone represented! If it's not finished – you've still got several months, but they will fly by, so make a plan to get it ready in time for the submission deadline.
2. Start making a list of people to invite to the show. We will have pre-sale tickets available in May or June. Set a goal to sell at least 5-10 tickets before the show. If we all do this, our show will be very successful. This is one way to earn a member ticket to the show.
3. Make something to sell in the boutique. If you don't wish to participate in this venture for your own benefit, consider making some items to directly benefit the guild. This is another way to earn a member ticket.
4. Start thinking about where you would like to volunteer for the show. There are plenty of jobs to go around, both before and during the show – and you can earn your free admission.
5. Make a list of places we can display quilts in our “Blanket the Town with Quilts” campaign.

I hope you are getting excited about the show and I look forward to your participating in the coming months.

Karen Pickford, Quilt Show Chairperson

A BIG Thank You to Our Donors!

We appreciate the continuing support of those who donated items for **December & January** door prizes including:

- Assistance League of Santa Barbara
- Baron's Fabrics *
- Craft Essentials *
- Grant House *
- HeartwarmersMerc.com
- Leisure Arts Books
- Quilt in a Day Books
- Quilt Ventura *
- P & B Textiles
- The Creation Station *
- The Treasure Hunt *
- The Warm Company
- Anonymous Guild Members

** donations both months!*

Events Around California

Valley Quilters (Hemet) 30th Annual Quilt Show

February 12-13, San Jacinto
10am – 4pm, Admission \$6

Valley Wide Recreation Center, 901 Esplanade Ave., San Jacinto, CA.

Featuring over 125 quality quilts, consignment shop, boutique, quilt appraiser, vendors, & featured quilter. No strollers or children under six. Info: 951-927-4348

Email Contact: lindawayment@verizon.net

Thirty Years of Quilting

February 20, 10am-5pm
February 21 10am-4pm

Admission is \$8

Torrance Cultural Arts Center 3341 Torrance Blvd, Torrance, CA

Presented by the South Bay Quilters Guild. The show features over 200 quilts and garments on display, Hoffman Challenge Quilts, merchant mall, quilters café, miniature quilt auction, opportunity quilt and raffle baskets drawings on Sunday 4pm.

For additional information call Sue Glass at 310-372-3945

Email: qshow@southbayquiltersguild.org

Website: southbayquiltersguild.org

Temecula Quilt-Away Retreats

The Traveling Quilters

February 25 – 28

Our quilt-away retreats are always fun and productive weekends. It's a great opportunity to finish projects or start something new. We usually have anywhere from 30 to 45 people at the retreat so it's always fun to see what people are working on. Each person has half an 8-ft table for sewing space in our large, well-lit classroom. Once again we'll be staying at the Vina de Lestonnac Retreat Center in the Temecula wine region.

Email Contact: lynn@travelingquilters.com

Website: www.travelingquilters.com

Sunshine, Shadows and Stars

Desert Guilds Quilt Show

March 5 – 6, Palm Springs

401 S. Pavilion Way, Palm Springs, CA

Featuring: over 150 quilts, Merchant Mall, Opportunity quilts, mini quilts, Harpist, Boutique and ASQ certified appraiser.

Email Contact: didiray70@aol.com

Website: www.cvquiltguild.org

Friendship Square Quilt Guild A Bouquet of Quilts

Saturday March 6, 10am - 5pm & Sunday March 7, 10am – 4pm,
Admission \$6.00

La Habra Community Center, 101 W. La Habra Blvd., La Habra, CA 90631.

Featuring: Large Quilt Display, Merchant Mall, Silent Auction,

Boutique, Quilt Sale and Opportunity Quilt. Our beautiful Opportunity Quilt "Floral Fantasy" 2010 is a Baltimore Album style which is hand appliqued and hand quilted. The drawing will be held Sunday, March 7, at 3:30pm. Please join us.

Email Contact: fsqg81@yahoo.com

Website: www.fsqg.org

Glendale Quilt Guild 31st Annual Quilt Show, Asian Odyssey

March 19 – 21, Burbank

Three fun filled days at the Burbank Airport Marriott Convention Center. Quilt, doll & wearable displays. Workshops, lectures, vendors, an auction and much more.

Website: glendalequiltguild.org

Thread Tails and Vapor Trails

Naval Aviation Centennial Quilting Competition

April 2010 Categories announced <http://www.navyquilts.com>

Best of the Valley Quilt Show

April 9-11, Fri & Sat 9am-5pm, Sunday 9am-4pm

McDermont Field House, 365 N. Sweet Brier, Lindsay, CA.

Show of quilts, wearable art and dolls. Juried and judged show, with over \$2500 in awards. Hoffman Challenge, vendor mall, on-site food. Featured artist: Anna Koelewyn

Email Contact: psaada@aol.com

Website: www.botvquilts.com

Camarillo Quilters Association Quilting by the Sea

May 1 & 2, 10am - 5pm, Admission \$8

Ventura County Fairgrounds in San Miguel Hall

Sewing machine raffle courtesy of Baron's Fabrics, Vendors, Boutique, Home of the Brave Quilts, Silent Auction, and much, much more! Advance Sale Tickets are \$5 and available at www.camarilloquilters.org

Email Contact: bikemag@roadrunner.com

T.L.C. Quilters Biennial Quilt Show

The Artist in Everyone

Saturday May 1, 9:30 am to 5 pm

Sunday, May 2, 10 am to 4 pm.

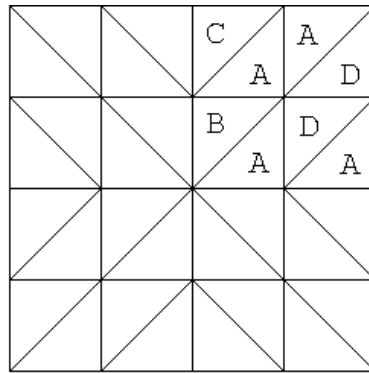

Covina Woman's Club, 128 S. San Jose Ave., Covina, CA

Includes a display of members' quilts, Tea, Country Store, Vendors and an Opportunity Drawing of our quilt, "It's A Colorful World."

Email Contact: lauragraniteware@yahoo.com

Website: tlcquilters.org

Block of the Month for March




SPRING BREEZES

Block of the Month - March 2010

Spring breezes are blowing in the ninth installment of our "Quilted Calendar" Block of the Month. Now don't blow this off just because it's all half-square triangles - if we haven't gotten them down by now, here's some serious practice. And with the new year comes a new incentive to make extras... an ArtBin Super Satchel for the winner every month thru the June! So bring one to Guild but don't forget to make a spare for your own Quilted Calendar - it's a breeze!

FABRIC:



NEUTRAL -
Cut eight 4" squares (A)



MEDIUM PINK/ROSE -
Cut two 4" squares (C)



DARK GREEN -
Cut two 4" squares (B)



LIGHT YELLOW -
Cut four 4" squares (D)

ASSEMBLY:

To help your half-square triangle ("HST") units breeze along, draw diagonal lines on the wrong side of all (A) squares.

Create four (A-B) HST units by placing both (B) squares right sides together with two (A) squares, stitch 1/4" from both sides of diagonal line. Cut apart on drawn line. Press to the lighter fabric. Trim to 3 1/2" square.

Repeat for the four (A-C) HST units using both (C) squares and two (A) squares.

Repeat for the eight (A-D) HST units using four (D) squares and remaining four (A) squares.

Layout your HST units as shown and complete your block. Block should measure 12 1/2" square.

Enjoy! - Naomi & Debbie

Quilting Resources

Baron's Fabrics

Discount to Members
379 Carmen Road
Camarillo, CA 93010
www.baronsewfab.com
805.482.9848

.....

Craft Essentials

Discount to Members
187 South Turnpike
Santa Barbara, CA 93111
805.681.3115

.....

The Creation Station Fabric & Quilt Shop

Classes, Retreats and Online Shopping
Dawn and Patrick Farrier, owners
Large selection of cotton solids/prints
and flannels all priced at \$6 per yard.
252 East Hwy 246, Unit A
Buellton, CA 93427
www.thecreationstation.com
805.693.0174

.....

Grant House Sewing Machines

Discount to Members & Classes Offered
128 B East Canon Perdido
Santa Barbara, CA 93101
www.granthousesewingmachines.com
805.962.0929

.....

Jandi Designs

Thermofax Silk Screens
Jeanne Surber
www.jandidesigns.com
805.564.4213

.....

Nancy King

Santa Barbara Custom Quilting
Many designs to finish your quilts
beautifully. Large quilts, small quilts,
get them done! Prompt turnaround.
www.sbcustomquilting.com
805.687.2063

.....

Professional Organizer Juli Shulem

20% discount given to members.
Need to organize your sewing room
better, or perhaps other places as
well? 24 yrs. experience organizing
spaces and people. For a complete list
of services check my website:
www.julishulem.com
805.964.2389

.....

Quilt Ventura

Stash Card & Classes Offered
4572 Telephone Road
Ventura, CA 93003
www.quiltventura.com
805.658.9800

.....

Santa Barbara Quilting Retreats

Cathe Hedrick
P.O. Box 91429
Santa Barbara, CA 93190-1429
www.santabarbaraquiltingretreats.com
805.899.3947

.....

The Sewing Parlour

*Silk thread, classes, Floriani stabilizers
and interfacing*
1333 De La Vina Street; Suite A
Santa Barbara, CA 93101
www.thesewingparlour.com
805.899.0058

.....

Susan Italo/Wild Onion Studio

*Custom Long-arm Machine Quilting,
Wearable Art, Wild Onion Jacket Pattern*
www.wildonionstudio.com
<http://wildonionstudio.wordpress.com>
Susan@Wildonionstudio.com
805.746.0186

.....

The Treasure Hunt

Fabric Card
919 Maple Ave.
Carpinteria, CA 93013
www.carpinteriaquilts.com
805.684.3360

.....

Quilting Resources Request

Would you be interested in making repairs to quilts, replacing binding or replacing torn piecing? I am interested in starting a resource list since I occasionally get calls from people needing such services. This work would be for pay. For more information please contact me at 687-2063. Thank you.

Nancy King

Santa Barbara Custom Quilting

If you are a member of the Coastal Quilters Guild and have products or services relating to quilts, you can be listed in this section of our newsletter. Your listing is free, and special attention will be paid to members offering discounts, "stash" cards, classes or sale events. Please send your information to Gwen Sangster Wagy, Newsletter Editor, PO Box 2135, Santa Barbara, CA 93120 or email quiltnews@wagy.net.

.....

Coastal Quilters Guild Inc

<http://www.coastalquilters.org>

Coastal Quilters Guild of Santa Barbara and Goleta is a nonprofit, educational and charitable organization. The purpose of the Guild is to educate its members about the history and preservation of the art form of quilting and its related topics; to learn new techniques and improve skills; and to inform the community at large about our quilt making heritage.

Guild Meetings are held on the second Thursday of each month at 6:30 p.m. at:

St. Andrew's Presbyterian Church
4575 Auhay, Santa Barbara, CA

This Month's Meeting
February 11th, 2010 6:30 p.m.

Next Month's Meeting
March 11th, 2010 6:30 p.m.

Please carpool, parking is somewhat limited.

Coast Lines Newsletter

*This is a monthly publication. Newsletter articles will be accepted up until the 20th of February for the March issue. Send articles to the editor: **Gwen Wagdy**, PO Box 2135, Santa Barbara, CA 93120 or quiltnews@wagy.net.*

NON PROFIT ORG.
U.S. POSTAGE
PAID
SANTA BARBARA, CA
PERMIT No. 688

CHANGE SERVICE REQUESTED

Coastal Quilters Guild, Inc
P.O. Box 6341
Santa Barbara, CA 93160