


# Coast Lines



Volume 9

Newsletter for Coastal Quilters of Santa Barbara

September 2006

## September Program: Challenge 2006!

### “HOW DID TECHNOLOGY SNEAK INTO YOUR SEWING ROOM?”

This year's Challenge Program is fast approaching. Now that our quilt show quilts are finished, we hope that many of you will whip up a challenge quilt in time for our September 14th meeting. Your challenge quilt might illustrate answers to questions such as:

Have high-tech kitchen appliances given you more time to sew?

Has your new digital camera made you yearn to make a photo collage quilt?

Your challenge quilt might just show how your quilting changed due to technology. To some of us old enough to remember sewing with our grandmothers on a treadle machine, technology might just be the electric sewing machine. To others, rotary cutters and self-healing mats have radically changed the process of quilting.

Some quilts might depict a high-tech appliance, while other quilts might just show our reaction to some of the frustrating aspects of the high-tech world of sewing. Even being able to order fabric “online” is pretty weird compared to the old days of shopping in person for everything.

This year's topic IS a bit unusual, but I have no doubt that our clever guild members will come up with inventive and fun creations just for this program. And remember, all of the challenge quilts will be on display at our Harvest of Colors Quilt Show. What a great opportunity to inform AND entertain the quilt show attendees!

All quilts must be dropped off no later than Sunday, September 10th.

QUILTS MAY BE DROPPED OFF AT BLUE ISLAND QUILTS OR AT THE BACK DOOR AT THE HOME OF SANDY HESS, 415 CALLE GRANADA (IN SAN ROQUE).

Questions? Call Susan West 962-3650, Sandy Hess 682-8569 or Robin Ruge 966-5882.

Entry form and guidelines are included with this newsletter.

## Quilt Show Acquisitions

Thanks to all of you who responded to the call for quilts for our upcoming show. I was a bit nervous for several months with slow entries, but we now have 179 beautiful quilts! Many quilters submitted two entries and we are accepting both first and second choices from everyone for the show. We will not be hanging third entries, but of course, there is another opportunity to get a quilt in the challenge group.

Several weeks before the show I will be organizing the collection of the quilts by volunteers. You will be called by the collector and will set up an appointment to drop off your quilt to her sometime about a week before the show. Please make sure your quilt is “show-ready” - finished, clean, labeled, with a 4" sleeve and stored in a pillowcase. You will be asked to sign a release that you need to have in order to pick up your quilt after the show. The collectors are responsible for taking the quilts to the judging venue and/or to the Showgrounds. Our collectors, judges and hangers will take the utmost care of your quilt while in their possession. Since we are all quilt makers, we know that each person's quilt is a treasure and irreplaceable.

Once the quilts are taken down after the show, the collectors and I will return them to you in an organized fashion. Please have patience since you must wait in line, have your release, sign the paperwork, and then take your quilt. If you are not able to pick up your quilt after the show, please sign the release for a friend to have the authority to do this for you.

Remember, there are plenty of jobs available to help with the show and we depend on each of you to make this a successful show.

Kristin Otte

If you have questions, call 683-4390.

## President's Message


It's a good thing I was reminded earlier this week that *CoastLines* for August had an early due date. Along with many others, our production staff is getting some well-earned vacation time. I just enjoyed vacation time with half of my Vermont family and it was fun playing tourist during Fiesta week. I'm not sure my baseball loving grandson was as entertained by the events as much as his dad and the other adults, but he did enjoy the Mexican food and of course the beach.

As this will be the last issue before our big show I'm sure the newsletter will be filled with information. Check it all out. If you have any questions and you don't know who to call, feel free to call either of the chairmen or me. Now for my list of show stuff:

1. First and foremost – have fun and meet some new members as you help.
2. Do you know a student, either in your family or a friend's family, who needs community service credits for school? We'll be happy to sign off on hours for them. They are welcome to help setting up the show or during the show.
3. Invite neighbors and friends to attend. Sell the show as not just Grandma's patchwork but as an art show.
4. Get some bookmarks from Kathy Rose for your workplace or any other spot that you can leave information.
5. Complete your Challenge Quilt. It will be in the show and the Challenges are a favorite with attendees.

There are lots of "Thanks" to be handed out. The presenters at the August meeting did a great job; the overall program was skillfully organized by Janet Berlin. Judy Rys's poster is awesome (I heard a rumor there will be some copies for members to purchase, if all goes well). The show committee is working very hard and thanks, *all of you*, for 50 new quilt entries, bringing the total submissions to over 150!

I would also like to mention the **Planned Parenthood Book Sale**. That sale will be in the smaller building at the same time as our show. I'm not sure how their supply of quilting books will be, but they always have an amazing collection of books. We also appreciate sharing time with them, as it makes the difference between free parking and fee parking.



Last, but not least, consider taking a position as a Board member or committee person beginning in January. You will be signing up for a 6-month term, making it an easy way to help out. Check out the front of your guild directory and see if there is something you can do. Sharing jobs is encouraged. Give it a whirl and I think you'll find it a most rewarding experience.

And, again, remember the first request on my show list is to have fun at the show!

—Betty Kelley

## Remember Hurricane Katrina Relief Efforts? An Open Letter to CQG Members

Dear Mrs. Kelley -

My name is KK Walker and I am a resident of the Gulf Coast in Mississippi. I am writing to thank you and your fellow quilters for the 3 beautiful quilts received by my children after hurricane Katrina. My children attend Coast Episcopal School in Long Beach, Mississippi. You and many quilt guilds like yours provided quilts for every member of our staff and student body last fall. It was such a beautiful gesture and touched all of us. Our teachers' lounge was a rainbow of color as the quilts were opened!

My eldest son (10) chose a red, white and blue quilt with snowflakes and rabbits in the squares. My middle son chose a red white and blue flag design. My daughter (4) chose a purple (of course) calico. They are all beautiful and they sleep with them on their beds every night!!

Throughout the last year our communities have been through a lot. However, the kindness shown to us has been such an inspiration and spirit builder. I can honestly say we have all grown for the better because of the generosity and kindness of our fellow countrymen.

So, thank you. And please forward this to any of your members who participated in the heart warming project. Please come visit sometime! We are getting better and better everyday!

Sincerely,

KK Walker

2500 Whitetail Run

Diamondhead, MS 39525

# Fall Adult Education Classes

*The 10 week Adult Education Fall 2006 Quarter:  
Monday, September 11 through Saturday, November 18<sup>th</sup>.  
No class: Friday, November 10<sup>th</sup>, in observance of Veteran's Day*

## Beginning Quiltmaking

A course for those who have never quilted and those who want to sharpen their basic skills. Learn the fundamentals of quiltmaking while constructing a small sampler quilt. Covers traditional and contemporary techniques of piecing, appliqué and quilting.

### Marty Frolli

Sept. 12 (10 Tuesdays), 9 AM -Noon  
Room T2, Wake Center.  
Opt. fee: \$10 lab.

## Quilting with International Influence

The art of quilting is influenced by designs from around the globe. In this class, projects will include Celtic inspired designs as well as designs with an Asian influence. All projects will focus on appliqué, but will also include lessons on basic piecing, quiltmaking and finishing techniques. While some techniques may require experience, there will be something for all skill levels in this class. Make a work of art for your home or to give as a gift. Join your quilting friends for an evening of international inspiration.

### Karen Pickford

Sept. 13 (10 Wednesdays), 6:30-9:30 PM  
Room T2, Wake Center.  
Opt. fee: \$10 lab.

## Christmas Sampler Quilt

Be ready in time for the holiday season with this delightful Yuletide sampler. Master a variety of quilt making techniques while piecing together this celebration of Santas, angels, stars and Christmas trees. The class will include information on machine piecing and machine appliqué to complete your red and green keepsake.

**Recommended prerequisite:** At least one quarter *Beginning Quiltmaking* or the equivalent.

### Marty Frolli

Sept. 14 (10 Thursdays), 9 AM -Noon.  
Room T2, Wake Center.  
Opt. fee: \$10 lab.

## Quilter's Workshop

Enjoy three hours of uninterrupted quilting bliss! Join friends in this non-structured class to complete projects from other quilting classes. Take advantage of the large tables to baste quilts or use the Bernina machines to do some machine quilting.

**Recommended prerequisite:** At least one quarter *Beginning Quiltmaking* or the equivalent.

### Marty Frolli

Sept. 15 (9 Fridays), 9 AM -Noon.  
Room T2, Wake Center.  
Opt. fee: \$10 lab.

## Community Quilts

Now that your quilts have been submitted for the quilt show, you are probably looking forward to doing something quick and easy. We have just the thing for you—a baby quilt for the **Linus Project**. We still have kits available with all the fabric you need for a Linus quilt. We still have patterns. **You** still have enough time to join the fun.

Linus quilts should be 36 inches square or larger. They need to be free of ornamentation and freshly washed. Imagine the comfort some child in the Santa Barbara area who is ill or traumatized will get from snuggling into a handmade quilt.

Thanks to all of you who have been turning in quilts. If you have checked out a kit and have not yet turned in a quilt, please get it to us by the November meeting.

If you have questions please contact:

Marty Frolli, 968-4781 <mafrolli@cox.net>

JoAnn Dovgin, 682-2867 <rich.jo.dovgin@verizon.net >

**Cathy Van Bruggen**  
**Appliqué the Easy Way - Autumn**  
**October 13, 2006**

**HARVEST OF COLORS 2006**  
**Coastal Quilter Guild Members' Showcase**  
**Sept. 30 & Oct. 1, 2006**

"Autumn" is the second quilt in the *Season* series. It features a squirrel and field mouse admiring nature's beauty. Learn how to **APPLIQUÉ THE EASY WAY** and get realistic results for this pictorial quilt. What a wonderful opportunity to use those gorgeous fall fabrics!

**Fabric and Supplies:**

- 3/4 yd background material
- 1 yard border
- 1 yard backing and sleeve
- 1/4 yard binding
- 1/2 yard light- weight interfacing for overlay
- 30" square of batting
- Tree branches and log: 1 fat quarter of wood grain print
- Assortment of scraps for appliqué:
  - Squirrel shadow: dark brown
  - Maple and oak leaves: variety of light, medium and dark
  - Acorns: beige and brown
  - Squirrel: light, medium and dark fur-like fabric
  - Mouse: medium fur-like fabric, different than squirrel
  - Moth: printed fabric moth. 3/4" x 6" strip beige fabric

**Embellishments:**

- Perle cotton #12 in assorted greens, rust, gold and brown
- Rayon DMC floss: light, medium and dark shades of brown and gold
- DMC floss: white, brown
- Metallic silver thread

**Sewing Supplies:**

- Basic sewing supplies
- Fine pins
- Needles (straw #10, embroidery needles #10)
- Mechanical pencil
- Water-soluble marking pen
- Paper and small sewing scissors
- Freezer paper
- Thread to match all appliqués

**For Sale:** Dream World, Sew Steady Portable Table. It is for a Bernina and measures 18" x 24". Price: \$75. To check it out, go to <http://www.dreamworld-inc.com/> To buy, or for further information, call Connie Stone at 966-6223

We are pleased to report that you have entered lots of quilts for our upcoming show, and they look wonderful! Your show committee is becoming very excited as the show date nears. It is especially heartening to see so many Guild members working so diligently to make this show one that we can all be very proud of. Everything is coming together on schedule; now it is time to invite your friends to your show.

The poster was revealed to the membership at the August meeting. Isn't it great? I want to thank Judy Rys for the great job she did on the poster. Jean MacMillan and her crew are getting out the posters. I have already seen some around town. Kathy Rose is working on publicity. Kristin Otte has done a great job on acquisitions. As she showed at the July meeting, with the demonstration of where the quilt goes from application to final take-down, it takes many hands to make a successful show. Our special thanks go to Kristin for her remarkable job of taking photos of so many entries for our show. This made the process completely painless for many of us. Marilyn Martin and Betty Kelley have selected a great group of vendors for the show.

Lynette Lishman (968-0068) is now taking reservations and payment for the September 29 quilt show dinner. The cost will be \$15.00 and the food will be southwest style. The dinner is traditionally a lot of fun for all. We get to share some time with one another as well as many of the vendors. Don't miss out on this dinner; you do not have to take part in setting up the show to attend.

To those members who have donated a piece of quilting art, for the Special Feature Boutique: We thank you. If you still have something you would like to donate, please call Liz Turner; she will arrange for the pick-up.

Barbara Franklin is still looking for quilt show volunteers. We hope that everyone will find time to pitch in and do a job. Again, this is a wonderful opportunity for our members to become better acquainted and have some fun, too. If you have any questions, or to volunteer some time, please call Barbara at 969-4082

The next meetings of the Quilt show Committee will be September 7th at Maravilla at 7:00PM. As always all are welcome. Liz Turner and Oleta Bennett, Co chairs: Harvest of Colors - 2006.

SEE YOU AT THE SHOW!

## FIBERARTS FOR A CAUSE

Fundraiser for the American Cancer Society  
<http://www.virginiaspiegel.com/NewFiles/ACS/MakingFFACPostcards.html>

During my fabric postcard demonstration at the August Guild meeting, I told everybody about FFAC and the amazing \$53,000.00 that has been raised in the past thirteen months for cancer research through the sale of fabric postcards. I want to let you all know that Virginia Spiegel is still accepting donations of cards to be sold at International Quilt Festival in Houston this fall. This is the last time the FFAC postcards will be presented and her goal is 1800 postcards to sell for \$30 each so that FFAC will finish on a high note. So, now that you know how to make fabric postcards, here's your opportunity to have a quilt (albeit a very small one) hung at Houston without going through the jury process. Details are available at the website listed above and the postcards are due October 1. I hope you will consider making a small treasure for this very worthwhile cause. Thank you, Lora Martin.



### Boutique Harvest of Colors

All members of the boutique will be required to attend a very short meeting at 3 PM on September 29, at Earl Warren Showgrounds. Following the meeting, participants will bring priced items ready to sell. All will help with arranging the display of the boutique.

All Boutique participants must work Saturday and Sunday to sell articles in the boutique. Sign up to work now by calling Evelyn Gorrindo, at 687-2170.

## ARE YOU A "PEOPLE PERSON?"

If so, consider volunteering as one of the White Glovers during the quilt show. White Glovers answer all kinds of questions about quilting in general, the quilts on display, and our guild. (And occasionally about lost car keys, lost children, and the location of the restrooms.) The guild provides white gloves so the quilts can be turned to show their backs and labels. The White Glovers are also our official hostesses during show hours.

Feeling more introspective? Perhaps you would enjoy a quiet shift as one of our security persons sitting at the rear or side doors to look out for any hanky-panky. You may use the time to knit or do other handwork or meditate (watchfully, of course).

There are many opportunities to help during the show, but don't overlook some of the pre-show work which is equally rewarding and lots of fun, too. Turn up for lay-out on Thursday night, or set-up on Friday and you'll meet some delightful people and have a wonderful time.

If you are new to our guild, here's a chance to get acquainted with more of our members. After the set-up is complete on Friday there is a dinner at the show grounds for volunteers and vendors. You don't want to miss it. Tickets will be available at the August and September meetings.

The continued success of our show depends, in large part, on our volunteers. This year, with over 700 hours to fill, we'll need the help of all guild members. If a two-hour shift is more than you can give, consider splitting a shift with a friend. If the weekend hours just don't work for you, perhaps you could help address the reminder postcards that are sent to each volunteer the week before the show. If you have any questions, or want to sign up by phone, please call Barbara Franklin at 969-4082. Let me hear from you!

## Bus Trip to Pacific International Quilt Show

Santa Barbara Air Bus has made arrangements for a 2-day bus trip to Santa Clara for the Pacific International Show on Saturday and Sunday, October 14-15. The cost is \$166 for double occupancy and \$231 for a single. This price includes overnight accommodations at the Hilton-Santa Clara (across from the show), transportation, baggage, and Saturday-Sunday admission. The bus will leave Santa Barbara at approximately 6 AM on Saturday, October 14 and return Sunday, October 15 at about 10 PM. A \$100 deposit is required at time of sign-up.

This is the largest quilt show on the west coast with hundreds of quilts on display. The vendor mall features over 150 booths with everything you need for your quilt projects.

For more information, please contact Marilyn Martin at 967-6821.

## Calling All Members

Yes, here it is that time of year again. It is time to start lining up the volunteers for the next year. I personally feel that our guild gives its members an incredible value for their membership dollars. The quality of the guest speakers, workshops and shows pretty much speaks for itself. It is really a treat to come to the monthly meeting and see and hear those great quilters, catch up on what other members are doing, take a chance on a door prize or maybe win the Block of the Month. Our meetings are a great chance to enjoy each other and to learn. There is only one slight, little bitty fact. *It doesn't happen without some members putting in the thought, time and effort to make it come about.* The dedication on the part of guild volunteers makes it all work. Sorry to let you all in on the secret, there are no smoke and mirrors here.

Having voted to change the fiscal year at the last meeting, your guild is now looking for a few good volunteers. This year represents a unique opportunity to "get your feet wet" in helping the guild. Since we will be having a split year in order to change over the books, many of the positions will only run for 6 months. This gives you a golden opportunity to try volunteering on a short-term trial basis.

If you have ever thought that "I'd like to help, but I'm not sure if I can do this..." I would like to remind everyone that no one comes in as an expert, no special skill is required, all on the job training is free of charge and did I mention that many of these terms are only for six months for this next year??

So, even if you are just interested in *thinking* about helping the guild, please feel free to give me a call or drop me an e-mail to talk about it. My home phone is 563-4979, my cell is 259-7675 and my e-mail is penny.odom@cox.net. What could be easier??? —Penny Odom

## Advertising

If you are a member of the Coastal Quilter's Guild and you sell products or services relating to quilts, you can be listed in this section of our newsletter. Your listing is free, and special attention will be paid to members offering discounts, "stash" cards, classes, or sale events. Please send your information to Newsletter Editor, PO Box 6341, Santa Barbara CA 93160. For specific questions, please e-mail Leslie Hogan at redduckmusic@earthlink.net.

✓ = Stash Card \* = Discount to Guild Members ♦ = Sale Event ⌘ = Classes Offered

### Baron's Fabrics \*

379 Carmen Road  
Camarillo, CA 93010  
www.baronsewfab.com  
482-9848

### Blue Island Quilts ✓ ⌘

5140 Hollister Avenue  
(Magnolia Shopping Center)  
Santa Barbara CA 93111  
683-0112

### Craft Essentials \*

187 S. Turnpike  
Santa Barbara CA 93111  
681-3115

### Creative Memories by Juli Shulem \* ⌘

Create albums to show off your quilts, etc. using photo-safe albums & supplies.  
Professional assistance. (805) 964-2389  
www.creativememories.com/jshulem

### Cathe Hedrick

Santa Barbara Quilting Retreats  
P.O. Box 91429  
Santa Barbara, CA 93190-1429  
www.santabarbaraquiltingretreats.com  
805-899-3947

### Grant House Sewing Machines \* ⌘

5152-A Hollister Avenue  
(Magnolia Shopping Center)  
Santa Barbara CA 93111  
967-3680

### Linda Karppinen

Quilt Appraisals  
www.qalinkarp1@aol.com  
563-0817

### Nancy King

Santa Barbara Custom Quilting  
www.sbcustomquilting.com  
687-2063

### Quilt Ventura ✓ ⌘

4572 Telephone Road, #908  
Ventura CA 93003  
www.quiltventura.com  
658-9800

*We're worth the trip*

**Note: Members of the Coastal Quilter's Guild are entitled to run one free "classified ad" a year in the newsletter. If you have a special need or an item you wish to sell, contact the Newsletter editor for details. No other commercial advertising will be accepted.**

**ENTRY FORM—Challenge, SEPTEMBER 14, 2006**  
**Coastal Quilters Guild – Santa Barbara, California**

**How Did Technology Sneak Into Your Sewing Room?**

This entry form must accompany your challenge quilt. In order to protect your quilt and ensure anonymity, please put your quilt in a pillowcase or bag and attach this entry form. Quilts may be brought to the August guild meeting. Other drop off locations will be listed in August newsletter.

Name\_\_\_\_\_Phone\_\_\_\_\_

Quilt name\_\_\_\_\_Size: L\_\_\_\_\_ W\_\_\_\_\_

- ▶ Size must not exceed 120 inches measured all around the outside of the quilt.
- ▶ Must have a 4-inch sleeve on back.
- ▶ Please put your name and the title of the quilt on the back.

Questions? Call Susan West 962-3650, Sandy Hess 682-8569, or Robin Ruge 966-5882.

Techniques used:

How DID technology sneak into your sewing room? Please explain. (This answer will be paraphrased on sign at quilt show.)

**WAIVER**

I grant the Coastal Quilters Guild, Inc permission to display the above-mentioned quilt at the September CQG meeting and at the Harvest of Colors quilt show at Earl Warren Showground on September 30 and October 1, 2006. This document releases Coastal Quilters Guild, Inc, Susan West, Sandy Hess, Robin Ruge and Blue Island Quilts from liability for the quilt. Quilt owners assume all liability for their own quilt's loss or damage.

Signed\_\_\_\_\_Date\_\_\_\_\_





**Events Around California**  
For more information, visit <http://sccqg.org>

**April 28 - August 20:** The California Heritage Museum presents *California Art Quilts; Current Work by California Members of the Studio Art Quilt Associates*. Selected by Sandi Fox, Collection Curator. Location: California Heritage Museum, 2612 Main St., Santa Monica, CA 90405, (310) 392-8537, email <calmuseum@earthlink.net>. Museum hours are Wednesday - Sunday, 11AM - 4 PM; handicapped facilities, free parking. General Admission \$5/Seniors and students \$3/members and children under 12 free.

**September 2:** The Annual *Skyforest Outdoor Quilt Show* will be held in the parking lot at the Mountain Quilters Cottage, located at 935 South Kuffel Canyon Road at Hwy.18 in Skyforest, CA, beginning at 10 AM. Many beautiful quilts will be on display and several will be for sale or up for auction. Food and beverages will be available. For more information and directions, please call Mountain Quilters Cottage at (909) 337-1521.

**September 8-9:** Quilters Piece Corps of Victor Valley presents *Quilts for All Seasons III*, San Bernardino County Fairgrounds - Bldg. D, 14800 7th Street, Victorville, CA 92392. Hours: Friday 9 AM - 8 PM, Saturday, 9 AM - 6 PM. Admission: \$5.00 (husbands free). For information send SASE to P.O. Box 774, Victorville, CA 92392. Contact: Jean Knierim (760) 244-7737, email <bobjean123@aol.com> or Diane Corder (626) 339-6537, email <corderm@ix.netcom.com>


**September 9-10:** The Almond Country Quilt Guild Quilt Show presents *Quilting Between the Rows*, at Midstate Fairgrounds on the corner of Riverside and 24th St. Paso Robles. Cheryl Cramer will be highlighted as the featured artist. Hoffman Challenge Fashion Show at 2 PM Saturday the 9th. Admission is \$5.00 at the door. Tickets available to win opportunity quilt.

**September 14-16:** Los Angeles County Quilter's Guild Quilt Show will be held at the Ritz Gardens, 11201 First Ave., Whittier, CA. For more information, contact Rose Ann Arnold at (562) 947-1254 or Nancy Needham at (562)860-8821.

**September 29-30:** Orange Grove Quilter's Guild presents *Fall Fantasy of Quilts 2006*, to be held at the Orange County Fairgrounds in Costa Mesa, Bldg. 12. Hours: Friday, 10 AM - 5 PM, Saturday, 9:30 AM - 4:30 PM. The featured quilter is **Fairy Earnest**. Featuring Traditional and Contemporary quilts, wearable art, vendors, the newest Hoffman challenge, a live auction at 1 PM on Saturday and much, much more! FREE PARKING. Admission: \$7 at the door. Advance discount ticket purchase for \$5 is also available by sending your check (payable to OGQG) and a SASE envelope to: Orange Grove Quilter's Guild, Attn. Nancy Post, P.O. Box 453, Garden Grove, CA. 92842. For more information, contact Nancy Post, (562) 431-7494, email <weposts@earthlink.net> or Joyce Oberle, (714) 894-4970, email <joberle@verizon.net> All tickets good for both days. Husbands and children under 10 are free. <http://www.orangegrovequiltersguild.com>.


**September 30 - October 1:** The Coastal Quilters Guild of Santa Barbara presents *Harvest of Colors 2006*. Special exhibit of quilts by Robbi Joy Eklow. Showcasing traditional and contemporary quilts, wearable art and boutique items by Guild members. Merchant Mall. 10 AM - 5 PM. Admission \$7.00 (covers both days); parking is free. Earl Warren Showgrounds, with easy access from HWY 101 at the Las Positas Road exit. More information: <http://www.coastalquilters.org> or call Liz Turner at (805) 967-0741.





## October Block-of-the-Month

# Gingerbread Man



Method: fuse/appliqué  
9-1/2" (unfinished)

This super fast block has only one piece!  
Does it have to be a "man"? Of course not!  
Use your imagination to embellish this holiday cookie favorite.

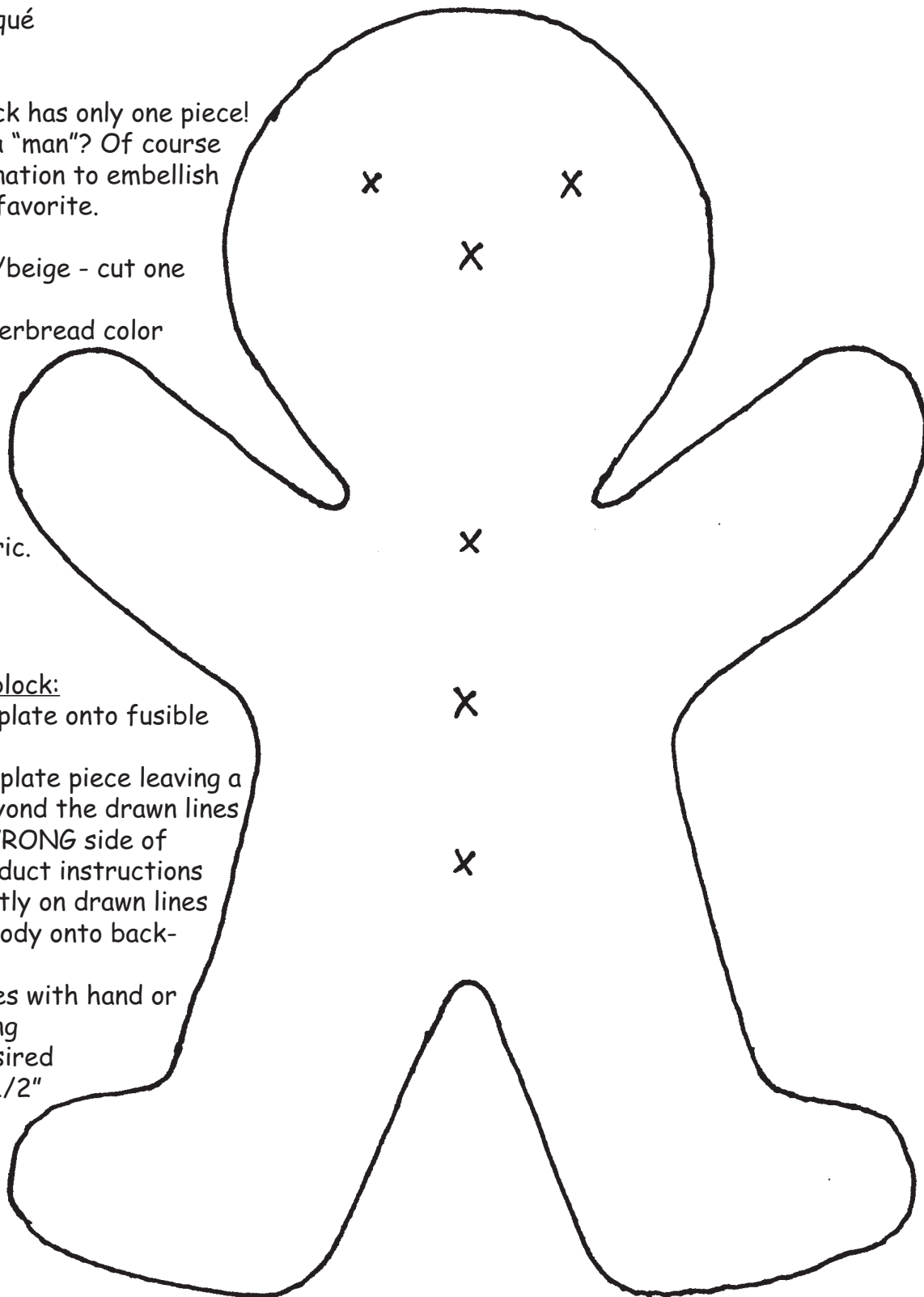
Background: White/beige - cut one 10" square

Body: Scrap of gingerbread color

As always, if you prefer to hand appliqué, add "turn-under" allowance to all pieces when cutting templates/fabric.

### Preparing appliqué block:

- Trace body template onto fusible web
- Roughly cut template piece leaving a small margin beyond the drawn lines
- Fuse piece to **WRONG** side of fabric using product instructions
- Trim piece exactly on drawn lines
- Fuse or stitch body onto background square
- Secure the edges with hand or machine stitching
- Embellish as desired
- Square up to 9 1/2"



Questions? Contact Darilyn Kisch, 968-5173 (dkisch@att.net)

## STASH LIQUIDATION AND MULTI-FAMILY YARD SALE!

40 cubic feet of fabric (yes, you read it right!), quilt books, rulers and tools; plus furniture, kitchen items, books, jewelry, clothing, collectibles, and more.

Saturday, September 23/8 AM - 1 PM  
224 Winchester Drive, Goleta  
For information, phone Gail Tinsley at 685-7222

## August Door Prize Winners

Ulla Sigurdson	Grant House
Blanche Sprague	Craft Essentials
Marilyn Kisch	Creation Station
Kathy Draine	Hang Ups
Claire Kovas	Zippy designs
Paula Blackwell	Island Batiks
	Gutermann Thread Co.
	Quilters Dream, Pasadena
	Colonial Needle Co.
	Textile Creations
	Member Donation

Thanks to these Donors:

## 2006 Guild Officers and Appointed Committee Chairs

### Elected Officers

President	Betty Kelley	692 0075
V P- Current Programs	Janet Berlin	968 4933
V P- Future Programs	Linda Cassirer	565 0588
	Lora Martin	966 3685
Recording Secretaries	Barbara Postma	964 0103
	Ky Easton	967 1113
Corresponding Secretary	Judy McCartney	967 5311
Treasurer	Marilyn Martin	967 6821
Parliamentarian	Penny Odom	563 4979
Workshops	Dorothy Fitch	968 2837

### Committee Chairs

Coastlines Editor	Leslie Hogan	964 0308
2006 Opportunity Quilt	Diane Eardley	963 8321
	Cynthia Manzer	967 0657
	Judy Stanton	695 8828
Opportunity Quilt Tickets	Darilyn Kisch	968 5173
	Nancy Snyder	965 1992
Challenge Quilt	Susan West	962 3650
	Pat Masterson	642 4769
Community Projects	Marty Frolli, JoAnn Dovgin	
Refreshments	Carol Boyce, Suzy Pelovsky	
2007 Zetta's Quilt		
Block of the Month	Satellite: Sew it All, Darilyn Kisch	
Coastlines Distribution	Harriet Berk, Jane McMenamin	
Coastlines Layout	Peter Glatz	
Door Prizes	Jean McCaffrey, Barbara Franklin	
Harvest of Colors	Oleta Bennett, Liz Turner	
Historian	Doris Gilman	
Librarians	Laura Nanna, Heather Georgakis, Kathy Laabs	
Membership	Nancy Wood, Becky Gallup, Karen Homan	
Satellite Groups	Monte Farris	
Scholarships	Nola Ferguson	
SCCQG Representative	Oleta Bennett	
Special Events	Joann Conklin	
Webmaster	Dorothy Oskner	
Welcome Committee	Satellite: Sewphistacats	

## Future Programs

**October: Cathy Van Bruggen** (<http://cathyvanbruggendesigns.com>) presents **All About Appliqué**: This program includes a brief history of appliqué and a trunk show of appliqué quilts. A variety of techniques will be shown to inspire you to learn to *Appliqué the Easy Way*. Cathy's appliqué workshop is entitled **Autumn**. It features a squirrel and field mouse admiring nature's beauty. Learn basic hand appliqué and learn advanced techniques such as reverse appliqué and embroidery to make your wall quilt realistic. This workshop requires a \$10 fee for the pattern.

**November: Eileen Alber** (<http://www.quiltersstudio.com>), owner of Quilter's Studio in Newbury Park, California, presents her **From Traditional To Contemporary Trunk Show**. Her workshop will teach her version of appliqué, **Stencil and Stitch**. This workshop is perfect for the busy holiday season. We will learn to collage a no-sew background, then stencil an image and complete the wall hanging with large, very easy embroidery stitches.

**December:** During our annual holiday celebration meeting, **Kim Wulfert** ([www.antiquequilt dating.com](http://www.antiquequilt dating.com)) will present her lecture, **Quizzing The Quilt Historian**. Members will bring their vintage and antique quilts, Kim will bring some of hers, and we'll have a fun and easy lesson in quilt dating.

Can't attend Pacific International Quilt Festival this year? See Dorothy Fitch at the September meeting and sign up for the Cathy Van Bruggen workshop instead! And sign up for Eileen Alber's workshop while you're at it.

**Guild Web Page Address:**  
<http://www.coastalquilters.org>

**THIS MONTH**

**September 14  
 Challenge Program**

- \* Wear name tags
- \* Return Library books
- \* Sign up for October refreshments

**September 21** Board meeting at Maravilla (in the clubhouse)

**September 22** Newsletter deadline for October



**NEW MEMBERS AND MEMBERSHIP RENEWALS:**

Mail your membership form, check or money order for \$30 payable to: Coastal Quilters Guild, Inc. Attention: Membership P.O. Box 6341 Santa Barbara, CA 93106

**Guest fee: \$5.00**

**CoastLines Newsletter**

This is a monthly publication. Newsletter articles will be accepted up until the 22<sup>nd</sup> of September for the October issue.

**Send articles to Editor:**

**Leslie Hogan**

**475 Los Verdes**

**Santa Barbara, CA 93111**

**e-mail: redduckmusic@earthlink.net**

The guild board meeting for September, October, and November will need to be in the clubhouse, rather than the activity room, at Maravilla.

Guild meetings are held on the second Thursday of each month at 7:00 PM at St. Andrew's Presbyterian Church, 4575 Auhay, Santa Barbara, CA.

Please carpool, parking is somewhat limited. Coastal Quilters Guild of Santa Barbara and Goleta is a nonprofit, educational and charitable organization. The purpose of the Guild is to educate its members about the history and preservation of the art form of quilt making and its related topics; to learn new techniques and improve skills; and to inform the community at large about our quilt making heritage.



Sept 01 Joyce Antim-Sos  
 Sept 01 Charlene Garfinkle  
 Sept 02 Janis McDonald  
 Sept 04 Jan Becker  
 Sept 04 Jane Malmgren  
 Sept 04 Rochelle Schneider  
 Sept 05 Doris Gilman  
 Sept 07 Eileen Tufenkian  
 Sept 08 Dorothy Oksner  
 Sept 13 Theresa Garcia  
 Sept 23 JoAnn Dovgin  
 Sept 27 Peter Glatz  
 Sept 27 Cynthia Manzer  
 Sept 27 Mary Weaver  
 Sept 27 Ing Welker  
 Sept 29 Marie Butcher  
 Sept 29 Blanche Sprague  
 Sept 30 Marcie Langford  
 Sept 30 Nancy Snyder

**HAPPY BIRTHDAY!**

Coastal Quilters Guild  
 P.O. Box 6341  
 Santa Barbara, CA  
 93160

NON PROFIT ORG.  
 U.S. POSTAGE  
**PAID**  
 SANTA BARBARA, CA  
 PERMIT No. 688