

COAST LINES

Issue 4

April 2000.

Do not miss Roberta Horton

Our guest speaker for April will be internationally acclaimed quiltmaker, teacher, and fabric designer, Roberta Horton. Roberta is the author of numerous books including *The Fabric Makes the Quilt*, *An Amish Adventure*, *Plaids and Stripes*, *Scrap Quilts - The Art of Making Do* and others. Selected as one of the most influential quiltmakers in the world by Nihon Vogue, publisher of *88 Leaders in the Quilt World Today*, Roberta Horton is one of the most well-respected quilt teachers of our era.

'The Fabric Makes the Quilt' is the lecture topic for April. How can we become more creative quiltmakers? Roberta will share her pet design principles and personal thoughts on color. Hear her slant on the 'tools' of the quilting trade and how they can be used in a more creative way. Learn to see your fabric with new eyes, especially those exciting-to-buy/difficult-to-use ones.

This lecture is sure to be of interest to traditional and contemporary quilters alike. Roberta is truly a master teacher. While in Santa Barbara, Roberta will teach two workshops. There may still be a little room left in the Friday workshop. Call Betty Kelley if you are interested. I'll see you at the meeting. Susan West

New Member Tea in May



Coming up at the May meeting is the tea for new members. Please join us at 6 p.m. to welcome our new members. Sign up at the April meeting to bring a small plate of goodies.

Ruth Walters.

Mother-Daughter Quilts in May

We will honor Mother's day at our May meeting by displaying quilts made by mother/daughter, mother/son, grandmother/grandchild, etc. Call Ranell to let her know that you have a quilt that you would like to display.

RANELL'S MESSAGE

Hello Quilters

Another month has sped by. It was fun seeing all the folks from Santa Barbara at the Glendale quilt show. It almost felt like a local show there were so many of us down there. Thanks to Phyllis Peterson, Leroy and I attended the Awards Banquet after the show on Saturday. We met some lovely people, one of whom was an award winner, had a good dinner, and were inspired by the keynote speaker, Libby Lehman. Of course we came home with some good ideas, and lots of fabric. I especially liked the way they did a bio and picture of each quiltmaker and attached it to the quilt. Lots of ideas for our own show.

Our Guild will be sponsoring a space at I Modinnari this year. For those of you who have not been to the Festival, it is held over Memorial Day Weekend at the Santa Barbara Mission. Groups or individuals sponsor a space for artists to do chalk paintings. Marlene Pearson has designed a quilt that will be chalked in our space. The Children's Creative Project is the beneficiary of the festival, and they will provide volunteer chalk painters. If you are interested in helping with our guild's space, or have teenage or young adult children who might like to help, please call Marlene. Be sure to go and see the chalk paintings. It is always a memorable experience.

The Santa Barbara Fair and Expo is coming up soon, and we would like to have volunteers there again doing quilts. Please call Ann Braddock or Judy Miller to sign up. It's a fun time, and you get in to the fair for free.

Suzy Carter reports that we have oodles of community quilts done. Marty Frolli's class has completed at least 25. I can hardly wait till the meeting to see them all.

We have 2 workshops by Roberta Horton this month. Call Betty Kelley to see if there is still room if you haven't already signed up. Several of our members will be in Paducah that week on tour, and there may still be spaces available. Karen Cooper will be taking last minute sign ups for Betty, so don't miss out on this opportunity to take a workshop with Roberta Horton.

Keep up the good work on those community quilts. We are certainly a creative group.

Ranell

OUR GUILD THIS MONTH

April 13, Thursday, 7 p.m.

Guild Meeting at St. Andrews.

April 19, Wednesday, 7 p.m.

Board Meeting at Samarkand Craft Room

April 29, Saturday, 10 a.m.-3 p.m.

Community Quilts,

Samarkand Craft Room


April 24, Monday, 5 p.m.

Deadline for the April issue of Coast Lines.



Birthdays....	5
Block of the Month....	7
Calendar of Events ...	9
Challenge...9	
Community Quilts....	4
Door Prizes....	5
Library Corner...8	
Officers and Chairmen....	8
Our Guild This Month....	2
Q & T Corner....	3
Show and Tell....	5
Speakers ...	1
Workshops....	4, 6

**FRIDAY APRIL 14 WORKSHOP
WITH ROBERTA HORTON**




**I'll Show You Mine
If You Show Me
Yours.**

This is a "challenging" fabric clinic. Everyone owns some challenging fabric that looked

wonderful when you bought it, but now you don't know what to do with it. Every time you try to use it, you strike out, and it ends up resigned to the shelf. Learn how fabrics relate to each other so that you can conquer the fear of cutting!

**SATURDAY APRIL 15 WORKSHOP
WITH ROBERTA HORTON**



Great American Scrap Quilt

Many of the most intriguing antique quilts were made from scraps. With the wide availability of fabric today, many quilters have never explored the design possibilities fostered by working with small amounts of seemingly unrelated fabrics. In this class, we will experiment with different ways of using scraps to give excitement to quilts.

ATTENTION TOPPERS

If you have quilt tops, in any stage of completion, please consider donating them to the Community Quilts Project. It would be very helpful if you provided the backing and batting, but it is not mandatory.

GREEN CHARM EXCHANGE

In June we will once again have a popular charm exchange. This is a compiling of 5-inch squares of five different fabric in one color to exchange with other participants. You must sign up for the exchange so that we are assured that each participant will receive an equal share of charms.

Here are the rules:

- 1) Sign up at the library table in April and May. You will be given a number.
- 2) Cut exactly 5-inch squares of quality cotton, pre-washed, from any range and value of GREEN fabric.
- 3) Tack the squares together in one corner with your number attached.
- 4) In May you will be notified when the sign-up closes how many participants we have.
- 5) In June bring your squares to be lined up with the squares of other participants in piles. You will pick up charms 5 times the number of participants. For instance, if we have 40 quilters signed up, you will receive 200 squares. It's fun and you will be delighted with the variety greens that will be your own.

Questions? Ask Joyce at the library table.



**Q and T
from the
Unknown Quilter**

TUBULAR SURGICAL GAUZE

Is your thread storage area a jumbled mess of tangled threads? You can fix that with tubular surgical gauze, which is available at pharmacies. Cut the gauze into short lengths about the height of your spools. Open the tube and slip it over your spools of threads and say goodbye to jumbled threads!

REPORT ON QUILT SHOW 2000

Hello!

The Quilt Show Committee met on March 13, 2000 at Samarkand. All goes smoothly in the planning of HARVEST OF COLORS 2000. In this month's newsletter, you'll find entry forms for the show. Each member may display 1 item in each of three categories: Quilts, Wearable Art, and Dolls. The forms will be due JULY 15, 2000, though the actual quilted item need not be turned in until shortly before the show.

Why then three months lead time?

The DESIGN and EXHIBITION committees need the time to determine the best possible arrangement of the entries, so that everyone's work will be shown to its best advantage.

Within the next two months, we'll have a kind of "Job Fair" at the general guild meeting so that those of you who aren't sure yet what role you'd like to play in the show can see what kinds of volunteer opportunities are available. See article on jobs.

Be sure to call me if you've any questions.

Happy Quilting,

Leslie Hogan, Harvest of Colors 2000 Chair
968-7845, redduckmusic@earthlink.net

COMMUNITY QUILTS

We will have a community quilt workshop on Saturday April 29 at the Samarkand's Craft Room. Come and help make kits, sew, or whatever you feel like doing. We will try to have as many quilts as possible ready for the grand opening of Samarkand's Heath Center. Suzy Carter

JOB OPPOTUNITIES FOR OUR QUILT SHOW

Hello!

Some of the committees still needing members are:

DESIGN - prepare a mock-up of quilt layout based on applications, photographs, and floor plan; JAN BECKERT is currently on board.

EDUCATION - Prepare layout and materials for education table.

HOSPITALITY - arrange for a place for show volunteers and vendors to get away; arrange the Friday night potluck for those helping to set up.

PUBLICITY - assist MONTE FARRIS with making sure everyone in So. California knows about our show.

PUBLICITY SIGNAGE - an intrepid group who will manufacture and post signs and banners along the roadways, at the top of flagpoles, and in the neighborhoods, coordinating with the Publicity Committee

SIGNAGE - prepare the quilt descriptions, signage for vendors, and nametags for vendors.

These opportunities and more are yours for the taking! A complete list of committee and those already serving will be made available at the April meeting.

Be sure to call me if you've any questions.


Leslie Hogan, 968-7845

OUR GROUP OF THE MONTH

Quilts to be given to Samarkand Health Center will be displayed at the April meeting. Come and get inspired to make one.

APRIL BIRTHDAYS

Denise Lessels	5-Apr
Nancy King	5-Apr
Kathie Cisek	6-Apr
Barbara Smith	7-Apr
Margaret Kocimski	8-Apr
P.K. Harrington	10-Apr
Ruth Walters	12-Apr
Norah McMeeking	13-Apr
Erma Sheaha	16-Apr
Betty Shumaker	17-Apr
Margaret Dear	18-Apr
Karen Pickford	20-Apr
Carol Drescher	21-Apr
Lorraine Miner	21-Apr
Bev Vollaire-Ferro	21-Apr
Nancy Oster	22-Apr
Virginia DeMangeon	24-Apr
Laura Nanna	25-Apr
Jane Fleischman	26-Apr
Linda Karpainen	27-Apr
Gladys Brown	28-Apr
Desiree Cook	30-Apr



Show and Tell

Norah McMeeking, woodland waterfall
 Barbara Gregoire, Sarah's Sunny Pansies
 Judy Rys, SB Swim Club Group quilt
 Susan West, Heart of my heart
 Ingrid Engmyr, Stack and wack, Pinwheel
 Isabel Downs, English wedding ring,
 Margaret Siadal, Album of 8 pointed stars
 Marcia Moore, Community quilt top
 Claire Hemke, Civil war fabric quilt
 Ranell Hansen, vest panel from workshop

March Door Prizes

Happy spring to all! The new door prize drawing went well. We will adopt this style from now on. Remember if you are the Block of the Month winner, please come back and pick our winning names.

We had so much interest in our door prizes. Here are the prizes and the lucky winners.

A fine selections of fabrics from Blue Island Quilts was won by Lena Scharfeld.

A Think Pink Kit for Breast Cancer Awareness was donated by Heartwarmers Mercantile of Ojai. Also J.H.B. Imports donated 10 craft sheets and a beautiful blue and white thimble. A grinning Liz Turner won these items.

Beverly Fabrics donated spring time package of fabrics won by Kitty Maxwell.

The Quilt in A Day company gave us a video "Women Who Taught Us To Sew" and a Easy Tulip Strip quilt book. The lucky winner was Nan Anderson.

Grant House donated a "World Quilt Competition" appointment book. This was won by Marlene Pearson.

Claire Hemke won two great prizes. Fabric Well in Oxnard donated a pack of fat quarters and Threads magazine sent Embellishments From A to Z. A wonderful book for the home library.

Margaret Kocimski won Animal's Holiday Heroes book and Fairfield Fiber's King size quilt batting.

Princess Mariah Fabric was the hottest prize of the evening. We all envied lucky Nancy Snyder when her name was called.

See you next meeting, Marie V. and Liz H,

Supply List for
I'll Show you Mine if
You Show me Yours
with Roberta Horton.

1. Special challenge fabric (cotton only): ones that have proven hard to use. Also some that aren't so unusual, but never seem to fit in.
2. 2-25 pieces of normal fabric (12" square minimum) representative of your fabric collection. These fabrics should NOT go together. Try to have as much variety as possible: a range of colors; dark, medium and light values; small, medium and large scale prints; florals, geometrics, textures, plaids and stripes.
3. Several sheets of white paper.
4. 1 yard Pellon fleece, Thermolamb, flannelette (40") or felt.
5. Push pins, masking tape, sewing pins.

Suggested book:

The Fabric Makes the Quilt by Roberta Horton.

Please plan to arrive by 8h45 a.m. to set up. Bring a snack to share as well as a lunch or money to go out for lunch. Coffee and tea provided by Coastal Quilters Guild.

Questions? Please call Betty Kelley or Joann Concklin. After April 10 call Karen Cooper.

Supply List for
The Great American Scrap Quilt
with Roberta Horton.

No sewing machine needed.

1. A variety of printed fabrics (12" square minimum), keeping in mind the following:

- small, medium and large prints.
- directional designs such as plaids and stripes.
- geometrics as well as florals.
- light, medium and dark values.
- variety of colors.

2. 1/4 yard of a print you dislike that will be traded for one of the exercises.

3. 2 glue sticks.

4. Rotary cutter, mat and ruler.

5. Pencil and eraser.

6. Reducing glass (optional)

Recommended books:


- Scrap Quilts: The Art of Making Do by Roberta Horton.
- Calico and Beyond by Roberta Horton.

Please plan to arrive by 8h45 a.m. to set up. Bring a snack to share as well as a lunch or money to go out for lunch. Coffee and tea provided by Coastal Quilters Guild.

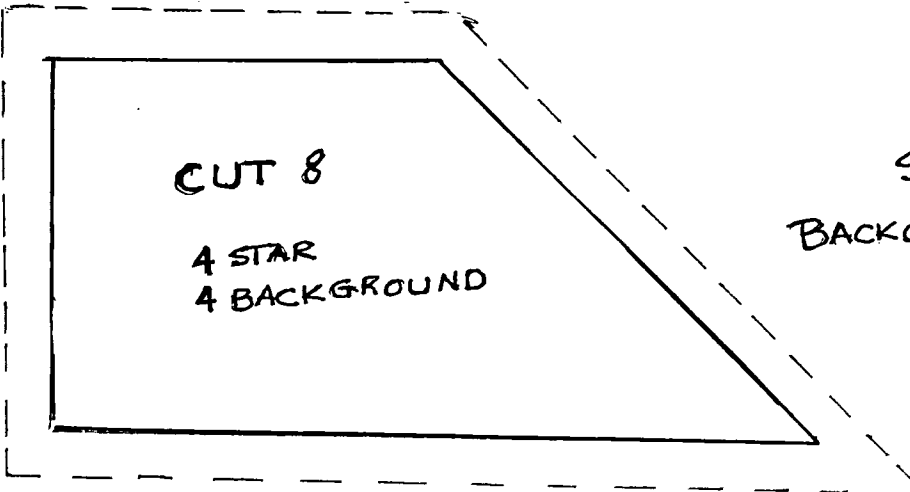
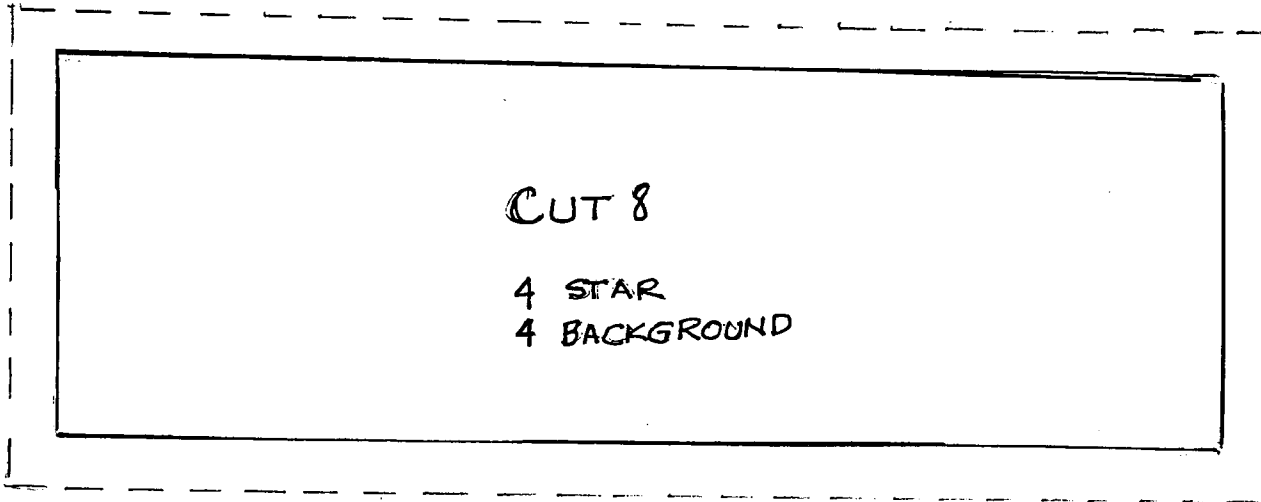
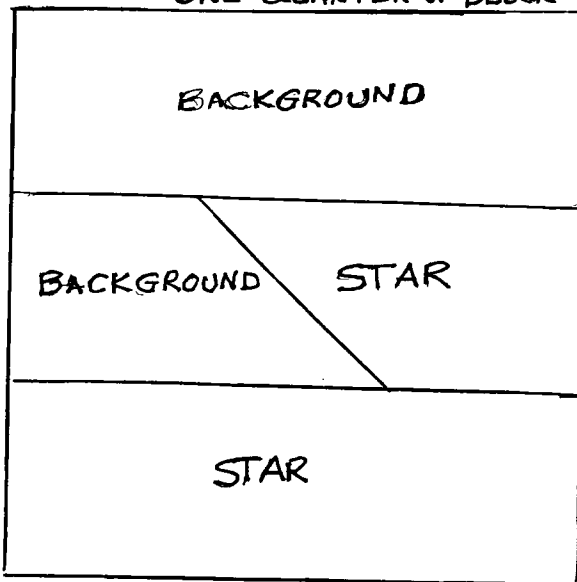
Questions? Please call Betty Kelley or Joann Concklin. After April 10 call Karen Cooper.

TESSELATING STAR 6"

FINISHED BLOCK




ONE QUARTER OF BLOCK



STAR - USE LIGHT-BRIGHT and
BACKGROUND - USE DARK FABRIC

EVENING STAR
MICHELLE PEERSON



Library Corner

One for the Money: (\$29.95!) What an excellent book! Hanne Vibeke de Konig-Stapel dispels the three myths that silk is expensive and hard to find, silk is fragile and delicate, and silk is difficult to work with because it is slippery and ravel easily. Take a look at the lustrous quilts in this book, some combined with cotton, many silks fused, and a glossary of innumerable kinds of silk, threads, and sources (Britex in San Francisco, Thai Silks in Los Altos, Japanese silks.) Hanne's very readable first chapters on the history of silk lead to clear precise chapters on contemporary silk quilts and how to work with silk with accounts of her experiences. You will have acquired a lot of knowledge and incentive to try silk yourself!

Two for the Show: **SMALL-SCALE QUILTMaking** by Sally Collins and **SMALL WONDERS** by Elizabeth Hamby Carlson. These two join other books in the library on miniature quilts to prepare us for our challenge postcard quilts due in the fall. Sally Collins focuses on precision workmanship. "Design full-scale and sew small." Elizabeth Carlson offers us 12 petite wall quilts using traditional designs of patchwork and applique, sharpening our precise patchwork skills and invisible applique stitches skills. The beauty of the gallery of quilts in both books make the challenge of "small" enticing and seemingly attainable!

Three to Get Ready: **FABRIC COLLAGE QUILTS** by Joanne Goldstein was sent to us by That Patchwork Place and gives us instructions in applying fabrics on fabric so that we end up with broderie perses on

traditionally pieced backgrounds-hence "collage quilts." These are fabric pictures using fusible applique, embroidery, ribbons, and other embellishments. Templates for two of the many quilt ideas are included.

Four to Go: **NEEDLE AND NOTIONS**. I couldn't resist this charming book of paper-pieced patterns with a sewing room theme by Jaynette Huff. Full-size patterns for each of 13 blocks of sewing machines, thimbles, scissors, rippers, rotary cutters, needles, pin cushions, spools, irons, button jars, tea cups, measuring tapes, and even Sunbonnet Sue working on her latest quilt make it easy to want to complete a quilt using some of these blocks. Go do it!

Joyce Ball, Librarian 964-0144

2000 BOARD AND OFFICERS

President: Ranell Hansen
Vice Pres Workshops: Betty Kelley, Joann Conklin
Vice Pres. Programs: Susan West
Vice Pres Future Programs: Norah Mc Meeking
Recording Secretary: Michelle Peerson
Corresponding Secretary: Jane Harrah
Treasurer: Judy Stanton
Parliamentarian: Isabel Downs
Block of the month: Evening Stars Satellite Group
Challenge Quilts: Kristin Otte
Community Quilts: Suzy Carter
Coast Lines Editor: Claire Fouquet, Lynn Laughrin
Door Prizes: Elizabeth Harper, Marie Voyles
Historian: Lorraine Miner
Librarian: Joyce Ball, Gail Tinsley
Membership: Diane Eardley
Newsletter Distribution: Gladys Brown
Nominations: Nola Ferguson
Satellite Groups: Beth Jones
Southern California Council of Quilt Guilds:
Lora Martin, Oleta Bennett
Telephone: Harlene Bailey
2000 Opportunity Quilt: Karen Pickford
2000 Opportunity Quilt Tickets: Carol Meyer
Hospitality: Ingrid Engmyr, Martha Adams, Ruth Walters
Special Events: Judy Miller, Judy Stanton, Anne Braddock



Challenge 2000!

Theme: *Wish you were here!*
Size: postcard, small or miniature.
 (Measures no more than 24" each side.)

Deadline: CQG meeting,
 October 12, 2000

Exhibition: "Harvest of Colors"
 CQG Members Showcase
 October 14 & 15, 2000
 Earl Warren Showground.

Calendar of



- * April 13 - 16, Annual AQS Quilt Show and Contest Paducah, at the Executive Inn, Paducah, Kentucky.
- * April 29-30 Bear Valley Quilters Guild, Quilt Fest 2000. Morro Bay Community Center.
- * May 6-7, Quilting in the Valley, San Fernando Valley, Cal State Northridge.
- * May 19-21, Beauty of Tandition Year 2000, Santa Maria Fairgrounds
- * June 19-21, Fanta Sea of Quilts, Beach Cities Quilt Show, Irvine Valley College.
- * July 7-8, LA County Quilters, First Baptist Church, Downey.
- * August 11-13, San Diego Quilt Show, Concourse, Plaza Hall, San Diego.

THANKS LADIES

We would like to give a special thanks to some women from Marty Frolli's Adult Ed quilting classes. These quilters stitched up 25 beautiful quilts to present to the Samarkand Retirement Home, in time for the opening of their new building on May 1st. Thank you, ladies!

Jan Beckert (1), Janet Berlin (1)
 Ann Blackwell (1), Lillian Blackwell (1)
 JoAnn Dougin (1), Dorothy Fitch (3)
 Dorothy Gibbons (2), Doris Gilman (1)
 Zetta Hanna (2), Nedra Ireland (2)
 Betty Libbert (1), Jean MacMillan (3)
 Cynthia Manzer (1), Diane Moore (1)
 Bonnie Orr (1), Betty Pomatto (1)
 Lori Schiferl (1), Thursday's class (1)

Information

This exhibit is a members' showcase, providing an opportunity for everyone to display their newest, best, or favorite quilt(s) at a large show. The committee urges each and every member of the Guild to submit one or more entries to this event.

Submit your written entry(ies) as soon as possible. It's not too early to reserve your place on the wall. Your quilt(s) can be currently unfinished or in process but must be completed by collection time. Every member of Coastal Quilters Guild is assured of the display of at least one quilt. Exhibit space permitting, additional quilts will be selected by lottery according to size. Please indicate the priority of the submitted entry; every effort will be made to honor your priority. Please attach a color photograph of your quilt to your entry form.

For purposes of this show, a quilt is defined as a fabric construction consisting of a front, filler layer, and back held together with stitching and made by the member-exhibitor. Cheater panels, tied quilts, and entries made from kits will not be accepted. Quilts may not have been hung at a previous CQG exhibit.

Security Arrangements: Every effort will be made to protect all quilts. Accounting and surveillance will be strictly planned and maintained. Eating and smoking are prohibited in the exhibit hall. Responsible white-gloved hostesses will try to keep all quilts in view at all times and will discourage touching by viewers. However, CQG show insurance does not cover the quilts. Each owner is responsible for insuring her own quilt(s) for loss and damage.

Label: An identifying label should be sewn securely to the quilt on the back of the lower right side stating the quilter's name, address, telephone number, and name of quilt.

Sleeve: A 4" sleeve must be attached to the back top. This provides a safe and secure means of hanging the quilt. Quilts without sleeves will not be exhibited. Sleeve construction: Cut fabric 9" by the width of the quilt less 2". Stitch a narrow hem on each end of the strip. Fold the strip in half lengthwise and stitch a 1/2" seam on the right side of the fabric, creating a long tube. Press the tube flat. Hand-stitch the top and bottom of the sleeve across the entire width of the quilt. Be sure the sleeve ends remain open for insertion of the hanging rod. Your finished tube will be approximately 4" to 4-1/2" wide.

Packaging: Each quilt should be delivered in its own pillow case with the maker's name marked in indelible ink in large letters on the hem. This will help keep the quilt clean and facilitate transport.

Details on quilt collection will be provided by September 1st.

For additional information, please contact a member of the Acquisitions Committee listed on the reverse side.

Happy quilting! We're eager to see your submissions on display.



COASTAL QUILTERS GUILD

of

Santa Barbara and Goleta

Presents

HARVEST OF COLORS:

A Members' Showcase of Quilts

October 14 and 15, 2000

Earl Warren Showgrounds: Warren Hall



Member-Exhibitor's Name _____ Phone _____

Address _____

City, State, Zip Code _____

To assist the Exhibit Committee, please describe your quilt, and include a color photograph with this form.

Length _____ in, x width _____ in.

Predominant color(s) _____

Techniques: Please check all that apply.

____ Traditional ____ Pieced ____ Appliqued

____ Innovative ____ Mixed ____ Other

Hand: ____ Pieced ____ Quilted ____ Appliqued

Machine: ____ Pieced ____ Quilted ____ Appliqued

Special Techniques (Explain): _____

Quiltmaker _____ Quilted by _____

Owned by, if different from maker _____

Name of Quilt _____

Inspiration for, source of idea for, and/or pattern of quilt (25 words or less, please) _____

Is your quilt for sale? _____ If so, price of quilt \$ _____ (A 10% commission will be due the Guild.)

You may submit more than one quilt. Please indicate the priority of this entry for inclusion in the show:

____ 1; ____ 2; ____ 3. A "1" indicates your first choice; a "2" your second choice, etc.

Please use a separate form for each quilt entry and submit by mail to:

Quilt Show Acquisitions Committee

P.O. Box 30962

Santa Barbara, CA 93130-0962

or, in person to: Anne Braddock (687-4228), Judy Miller (962-2333), or Judy Stanton (569-1152).

DEADLINE FOR SUBMISSION OF ENTRY FORMS: JULY 15, 2000

Committee Use Only: Date Rec'd: _____ Submission No. _____ Catalog No. _____

Coastal Quilter Guild

NEW Web page address:
<http://coastalquilters.mesanet.net>

Membership:

Guild meetings are held on the second Thursday of each month at 7:00 P.M. at the St-Andrew's Presbyterian Church, 4575 Auhay, Goleta, Ca. Please car pool, parking is limited. Coastal Quilters Guild of Santa Barbara and Goleta is a non profit, educational and charitable organization. It is the purpose of the Guild to educate its members about the history and preservation of the art form of quilt making and its related topics. Also to learn new techniques, improve skills and to inform the community at large about our quilt making heritage.

New Members and Membership Renewals:

Mail your membership form, check or Money Order for \$25 payable to: Coastal Quilters Guild, Inc.
P.O.Box 6341
Santa Barbara, CA, 93160
Attn.: Membership.

Coast Lines Newsletter:

Coast Lines is a monthly publication. The deadline for the newsletter articles is **fourth Monday** of the month for the following issue. Send articles to:
Claire Fouquet
253 San Napoli Drive
Goleta, CA, 93117
or via e-mail
cfouquet@gte.net

Coastal Quilters
Guild, Inc.
P.O. Box 6341
Santa Barbara, CA, 93160

NON PROFIT ORG.
U.S. POSTAGE
PAID
Santa Barbara, CA
Permit No. 688

