

# COAST LINES

Issue 1

January 2000.

## SESQUICENTENNIAL QUILT TO BE AT THE MAIN LIBRARY

We are all set to display the California Sesquicentennial Quilt at the main branch of the Library on Saturday, January 8 from 10:00 A.M. to 5:00 P.M. and on Sunday, January 9 from 1:00 to 5:00 P.M. The quilt will be in the reading area of the library on the main floor. The Guild will have members on hand to answer questions. If you have time, do drop in and encourage friends and acquaintances to come and see this truly beautiful work of art. We have enough quilt watchers on the list but the more of us there the better. Questions? call Betty Kelley at 687-1443.

## FEBRUARY MEMBERS SHOWCASE

A wonderful aspect of quilting is learning from each other. Our February program will feature members of our own guild sharing and talking about their quilts. Please join us on February 10 for this much requested program. Featured members will be announced in the next Coast Lines.

Karen Pickford's quilt made it into the Hoffman Challenge and will tour the country. Congratulations!

## CLOTHING FOR THE BODY AND THE SOUL IN MARCH

### LECTURE AND WORKSHOP with RACHEL D.K. CLARK ONE GARMENT AT A TIME-"PICTURE THIS" VEST

Using Rachel's pattern or bring your own to create a wonderful unique vest or coat. This class explores building your garment around a batik panel, large-scale novelty or pictorial fabric, quilt blocks, molas, or any other ethnic textile. You may also highlight your collection fabrics, hobby, favorite holiday or just a favorite theme or concept. Rachel will help you develop your plan and begin the cutting and sewing of this wonderful garment. Basic sewing experience is necessary, but more important are your adventurous spirit, imagination, and sense of humor.

## OUR GUILD THIS MONTH

January 8 -9, Sesquicentennial Quilt at the Main Library downtown.

January 13, Thursday, 7 p.m.  
Guild Meeting at St. Andrews.

January 14, Friday. Opening of the Antioch Show at Antioch University at the corner of Garden and De La Guerra Streets.

January 19, Wednesday, 7 p.m.

Board Meeting at Santa Barbara Bank and Trust, 200 East Carrillo, Suite 300 - the Freitas Building is located on the corner of Carrillo and Santa Barbara Streets. There is ample parking in the lot.

January 24, Monday, 5 p.m.

Deadline for the February issue of Coast Lines



## RANELL'S MESSAGE

Hello Quilters

I hope you have had as good a holiday season as I have. Christmas this year was at my sister's house in Northern California. She lives out in the country between Ukiah and Mendocino. We collected berries and made paper chains for decorations. And best of all I just relaxed and visited with my family .

How about that surprise mystery guest? I heard so many great comments. It was so nice to look at slides and listen to music, and just absorb the beauty of both. One of our members commented "I love Christmas, and I love quilts, so the two of them together was fabulous!" Thanks again to Ellen Richardson for her part in contacting Ricky Tims and scheduling him to come back to our guild so soon.

If you have not already taken a look at the lineup for next year, please do. Susan West has worked hard all year to put together a great program for the year 2000. Thanks Susan, it sounds exciting. Be sure to talk to Norah McMeeking about any requests or ideas for programs for the year 2001. She has already started scheduling speakers and making plans.

The show at Antioch is up and ready to view. Lets tell all of our friends and relatives about it. Check for the opening information in this newsletter.

If you have not already contacted Betty Kelley about sitting with the Sesquicentennial quilt at the Santa Barbara Public Library, please do give her a call.

See you all next century with ellen heck opening our new year!  
Ranell

## OPPORTUNITY QUILT !

The wonderful blue stars opportunity quilt was won by one of our members, Liz Turner. We all wished we would have won it but that's the way it goes. Congratulations Liz.



Biography Corner ....	11
Birthdays....	4
Block of the Month....	9
Calendar of Events ...	11
Door Prizes....	7
Coffee Break....	2
Community Quilts....	11
Officers and Chairmen....	7
Our Guild This Month....	1
Q & T Corner....	7
Show and Tell....	2
Speakers ....	1
Workshops....	1, 3



### Show and Tell

Where you not impressed by the number of quilts showed at our last meeting. We were all so overwhelmed that we forgot to keep a list. Thanks for sharing your quilts with us, it is always so much fun.



Thanks to all that have brought refreshments and goodies to our December meeting.

## ELLEN HECK'S SUPPLY LIST

Appliqué needles - Piecemaker or John James size 10 or 12  
Small sharp scissors  
Note paper and pencil  
Freezer paper  
Thimble  
Thread to match fabric (Mettler silk finish cotton)  
Embroidery floss in different colors  
Graphite paper for dark background

### FABRIC

One piece of background fabric 20" x 30"  
Small pieces of various colors, for flowers, stems and leaves (fabric with many shades is a good choice)

Note: Tightly woven fabric for stems is easier to work with (for example: batiks).



## YOUR QUILT IN A SHOW!!

The Inland Empire Quilters Guild will be holding it's biannual quilt show, Country Quilt Fair, on May 6 and 7, 2000. It will be held at the Riley Gymnasium in Norco, California.

Our guild members have been invited to submit entries for this judged show. Ribbons will be awarded in a variety of categories including piecing, quilting, youth, and first-time entrants. In addition, a Viewer's Choice winner will receive a cash prize of \$250.00.

Entries are due April 24 through 28, 2000. Please see or call (966-3685) Lora Martin for entry forms and flyers regarding this show.

## Supply List for Rachel Clark Workshop in March


Supplies you should bring to the Workshop:  
Vest or coat pattern that fits you (or you may use Rachel's pattern) 9 to 12 prints and solid fabrics (welcome to bring more) \* to \* yard pieces  
Base fabric-muslin or flannel (amount required by your pattern), 1 yard if using Rachel's  
Lining for vest  
Embellishments  
Sewing machine and extra needles  
Extension cord (if required for facilities)  
Iron  
Basic sewing kit  
Pencil and notepad  
Tracing or pattern paper (examination table paper)  
Rotary cutter and board  
Omnigrd ruler or quilter's ruler  
Scotch tape (optional)  
Sense of adventure alone with a sense of humor!  
Note: PRESHRINK YOUR FABRIC!

## Webmaster for CQG

The guild's web site is up and running. It might be moved to an add free site, we are working on that. Keep sending your favorite links and quilt pictures. We will need someone to keep the site up to date. That is an easy job and NO experience is required. Join now and get free training!!! I promise it is easier than you think. Visit our site at <http://coastalquilters.homepage.com>.  
Thanks, Claire Fouquet, 968-7240

## JANUARY BIRTHDAYS

Nancy Marschak	1-Jan
Marilyn Martin	2-Jan
Hillary Felker	3-Jan
Jane Manasse	4-Jan
Jan Inouye	7-Jan
Lynda Butner	8-Jan
Martha Adams	9-Jan
Judy Stanton	9-Jan
Debbie Breyman	12-Jan
Lynn Dishion	12-Jan
Libby Gans	15-Jan
Nan Anderson	17-Jan
Kathie O'Neil	17-Jan
Susan McIntosh	20-Jan
Lillian Blackwell	22-Jan
LaVelle Ure	23-Jan
Nancy Bauerle	23-Jan
Rachel Kharrazi	23-Jan
Gail Tinsley	23-Jan
Deena Winkeler	23-Jan
Faith Huxley	28-Jan
Leslie Jones	28-Jan
Pat Yamada	29-Jan
Bobbi Boccali	30-Jan
Pat Masterson	30-Jan



## DID YOU MISS THE CHALLENGE QUILTS??

The "Stitch in TIME" Challenge quilts are hanging at Antioch University now through March 17. The reception will be Friday, January 14. Antioch is located at the corner of Garden and De La Guerra streets, and is open weekdays as well as evenings. You are welcome to stop in there any time to view the quilts up close.

As the quilts were being hung the staff and others warmly received and enthusiastically expressed their appreciation for them to be displayed there, and were astounded by the creativity evident in each one. It is a beautiful show, the lighting is good, and the quilts are at eye-level. Make a point to take some TIME to see them once again!

Again, many, many thanks go to all who participated, and who have graciously shared their quilts with Grant House Sewing Machines and Antioch University. To let your quilts go out in the community is like sending ambassadors to delight, stimulate, and inspire many others in different walks of life. I have had the unique opportunity of watching many people as they marvel at the quilts. I have learned there is more to the intrinsic value of quilts on display than just what meets the eye.

Carol Meyer, 1999 Challenge Coordinator

## Y2K Membership

Cards for discounts at the local fabric stores will be available at the January meeting. You must renew your membership by the January meeting in order to receive the February newsletter. The new telephone directory will be mailed to you about March 1st. The deadline for the directory is paid membership at or before the February meeting. The membership form was in the December and January newsletters, and extra copies will be available at the membership desk at the meetings. Call Diane Eardley at 963-8321 if you have any membership questions.

Turn in your form plus check for \$25 at one of the following locations:

1. Membership DROP BOX at the guild meeting located at the front entrance
2. or send to Diane Eardley , 618 Miramonte Drive, Santa Barbara, CA 93109

Your application must be received by January 20<sup>th</sup> in order to receive the February newsletter. February 20<sup>th</sup> is the deadline to have your name in the telephone roster.

## 2000 Coastal Quilters Guild Membership

Guild membership is paid January to December. To guarantee that you are part of the Guild membership and eligible to participate fully as a member including meetings, roster, newsletter, and member discounts, please return your membership and check (enclosed in an envelop) to the Membership Drop Box at a guild meeting located at the entrance table or send via mail.

Name: \_\_\_\_\_  NEW  ReNEWal  
(PRINT Last Name First)

Address: \_\_\_\_\_

City: \_\_\_\_\_ State: \_\_\_\_\_ Zip: \_\_\_\_\_

Home phone: \_\_\_\_\_ Work phone (optional) \_\_\_\_\_

E-mail (optional): \_\_\_\_\_

Birthday (Month/Day): \_\_\_\_\_

Please make \$25 check payable to Coastal Quilters Guild, Inc.

### Membership Committee Use Only:

Payment by  Check  Cash

Received  Roster  Membership Card  Name Tag

**Membership Resources:**  Would enjoy writing short articles for newsletter  Have computer skills in  Word Processing  Database  Graphics  Can host guest speaker occasionally  Willing to help at special events (Fair, Stow House)

I would like to help at the quilt show

**MEMBER'S PREFERENCE SURVEY**

We know you like ALL aspects of quilting, but please tell us which interest you MOST so we can set priorities for choosing speakers. Your suggestions and comments are always helpful and welcome. Thanks!

**MEMBER'S PREFERENCE SURVEY**

Programs: Choose 3 (*only* 3) and number in preferred order

- Talks by Nationally known quilters (authors, prize winners, etc.)
- Humor and quilting       Artistic inspiration       Quilt history,
- Challenge quilts       Wearables/Clothing       Dolls
- Talks by CQG members       Talks by California quilters
- Innovative quilts (photo imagery, printing, painting, dyeing, etc.)
- Topical (circle your choice/s): Embellishment, Traditional Piecing, Portraits, Objects (houses, flowers, etc.), Landscapes, Applique, Juvenile quilts, Crazy quilts, Whole cloth quilts, Antique quilts, Other \_\_\_\_\_

Circle the "non-speaker" programs you enjoy: Round Robin skill demonstration, Silent Auction, Book Sale, Members' Showcase, Games/Parties/Socials

Workshops: Choose 3 (*only* 3) and number in preferred order

- Hand applique       Machine applique       Advanced piecing
- Foundation piecing       Garments       Stained glass/Celtic
- Printed/painted/stamped/transferred surface embellishment
- Embroidered (silk ribbon, machine embroidery, beading) surface embellishment
- Formula quilts based on books
- (Hidden Wells, Mary Ellen Hopkins, Eleanor Burns, Stack 'n Whack, etc.)

Other: \_\_\_\_\_

- I prefer lectures with quilts only: Yes No I prefer lectures with slides: Yes No
- I prefer traditional quilts to contemporary art quilts: Yes No
- I prefer contemporary art quilts to traditional quilts: Yes No
- I prefer weekend workshops: Yes No I prefer 2-day workshops: Yes No
- I prefer classes working from a pattern with the goal of a finished project: Yes No
- I prefer classes that teach a technique: Yes No
- I prefer classes that teach design: Yes No

I attend (circle one) 1 workshop 2-3 workshops 4 + more workshops annually.

Please bring \_\_\_\_\_ and \_\_\_\_\_ to Santa Barbara.

## December Door Prizes

Thanks to ever faithful Kathy P. at Blue Island Quilts, December Door Prize tickets were sold fast and plentiful. When you stop by Blue Island Quilts be sure to let her know how much we appreciate her generosity.

The lucky winners for the night were:

- Judy Stanton winning a selection of Betty's fabrics and P.B. Retro fabric fat quarters.
- Laura Nanna won Holiday fabric donated by a Guild member.
- Lori Schiferl walked off with 7 fat quarters of 1880 reproduction fabrics. Donated by Heart Warmers in Ojai.
- Lorraine Miner won a Santa pattern booklet and Quilter's Gloves. A member donation.
- Judy Stanton was the BIG winner of the overflowing goodie bag from Blue Island Quilts.
- Nancy Oster left with a delight Chicken mini quilt. Member donation.
- Rose Perry looked pleased with her 2 packs of fun fabric "Scrapz" and a Quilter's cookbook. Member donations.
- Oleta Bennett was the final winner in the year 1999. She won two Quilting books. Member donation.

The new year is here..welcome 2000.


Marie V. and Liz H.



Welcome to the new board members. We will have a great year together.

The outgoing board members should have their job descriptions and

files ready to pass on to their counterparts. Please, bring them to the next guild meeting. Thanks!



## Q and T from the Unknown Quilter

Does your dentist give you a free toothbrush when you get your teeth cleaned??

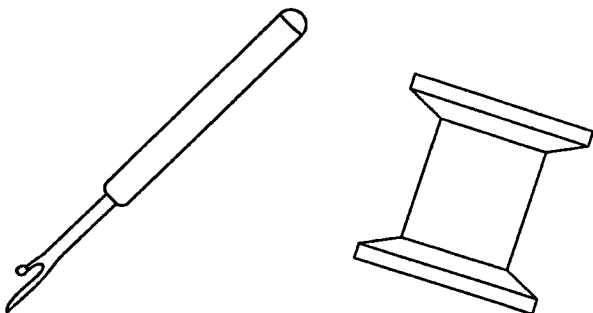
Well, mine does and I now have more toothbrushes than I can use. I use them in my sewing room. Have you bought one of those chalk markers and used them to mark quilting patterns, sewing lines, etc, and you can't them out because those bristles at the end of those markers don't seem to be doing the job?? Use your free toothbrushes. They work wonders, they are soft and they don't pull the threads apart.

## 2000 BOARD AND OFFICIERS

President: Ranell Hansen  
 Vice Pres Workshops: Betty Kelley, Joanne Coulter  
 Vice Pres.Programs: Susan West  
 Vice Pres FuturePrograms:Norah Mc Meeking  
 Recording Secretary: Michelle Peerson  
 Corresponding Secretary: Jane Harrah  
 Treasurer: Judy Stanton  
 Parliamentarian: Isabel Downs  
 Block of the month: Evening Stars Satellite Group  
 Challenge Quilts: Kristen Otte  
 Community Quilts: Susie Carter  
 Coast Lines Editor: Claire Fouquet, Lynn Laughrin  
 Door Prizes: Elizabeth Harper, Marie Voyles  
 Historian: Lorraine Miner  
 Librarian: Joyce Ball, Gail Tinsley  
 Membership: Diane Eardly  
 Newsletter Distribution: Gladys Brown  
 Nominations: Nola Ferguson  
 Satellite Groups: Beth Jones  
 Southern California Council of Quilt Guilds:  
 Lora Martin, Oleta Bennett  
 Telephone: Harlene Bailey  
 2000 Opportunity Quilt: Karen Pickford  
 2000 Opportunity Quilt Tickets: Carol Meyer  
 Hospitality: Ingrid Engmyr, Martha Adams, Ruth Walters

## Sing a song of quilting

A closet full of cloth!  
Little dreamed our husbands  
When they plighted us their troth  
That we would become quilters  
With all that it implies  
Filling up our houses  
With all of our supplies;  
Fabrics, books and patterns,  
Rotary cutters and mats,  
Scissors, threads and needles,  
A variety of batts,  
Sewing machines and sergers  
A wall to hang designs,  
A big table for our cutting,  
Pens and pencils to draw lines.  
A frame or hoop for quilting,  
An adjustable chair on wheels,  
An assortment of templates and  
rulers,  
And catalogues with good deals.  
Add a stash of fabric  
Enough to stock a store.  
Plus laces and embellishments,  
Who could ask for more?  
Well, husbands think that kitchens  
Should turn out regular meals  
And a quilt shop's not the only  
place  
To head for on your wheels.  
They have little understanding  
Of the quilt fever in our heads  
But somehow they still love us  
With all our scraps and threads!




## MARTY'S CLASSES



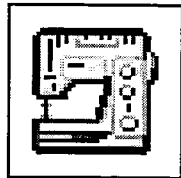
## W I N T E R

Adult Education winter term begins Mon., Jan. 10, 2000.



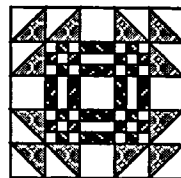
### Beginning Quiltmaking

A course for those who have never quilted and for those who want to sharpen their basic skills. Learn the fundamentals of quiltmaking while constructing a small sampler quilt. Covers traditional and contemporary techniques of piecing, appliqué and quilting.  
Jan. 11, 11 Tuesdays  
9:00 am - 12 Room T-2  
Marty Frolli



**Introduction to Machine Quilting**  
Quilting, whether by hand or machine is the array of decorative stitches that secures the layers of the quilt. Machine quilting allows the quilter to complete a project in a shorter time than hand quilting. Basic straight stitching and free motion quilting will be emphasized. *Required: sewing machine* in good working order, (Have it serviced if necessary.), *feed dogs must drop, darning foot* (Often included in basic machine feet.), *walking foot* (Newer Pfaffs have a built in walking foot, other models need an attachable walking foot - usually a separate purchase.). *Not necessary to bring machine to the first class.*

Jan. 12, 11 Wednesdays  
9:00 am-12 Room 2  
Marty Frolli



### Two Color Quilts

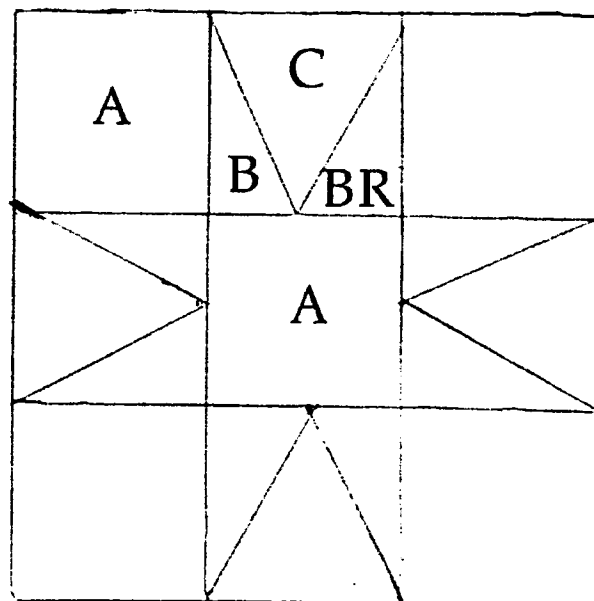
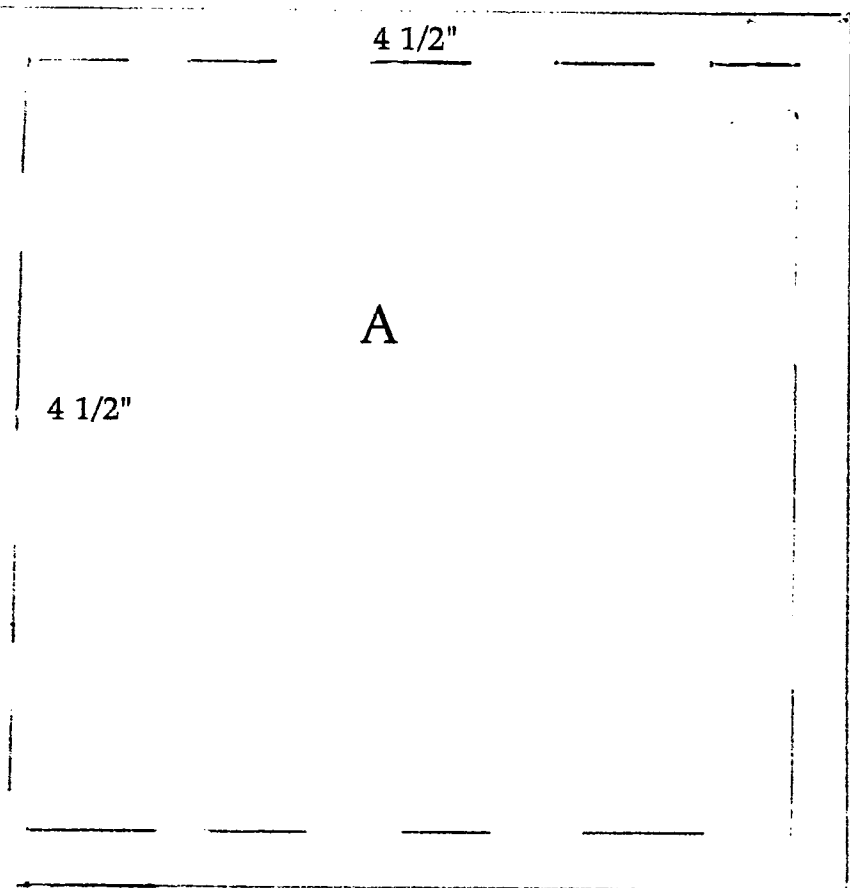
Two color quilts of red & white or blue & white became popular in the 1840's due to the development of colorfast dyes. In this class, we will piece some of these traditional two color quilts, mimicking the turkey reds and indigo blues of the mid 19th century with contemporary fabrics. Patterns and instructions will be given for several quilts.

Jan. 13, 11 Thursdays  
9:00am-12 Room T-2  
Marty Frolli

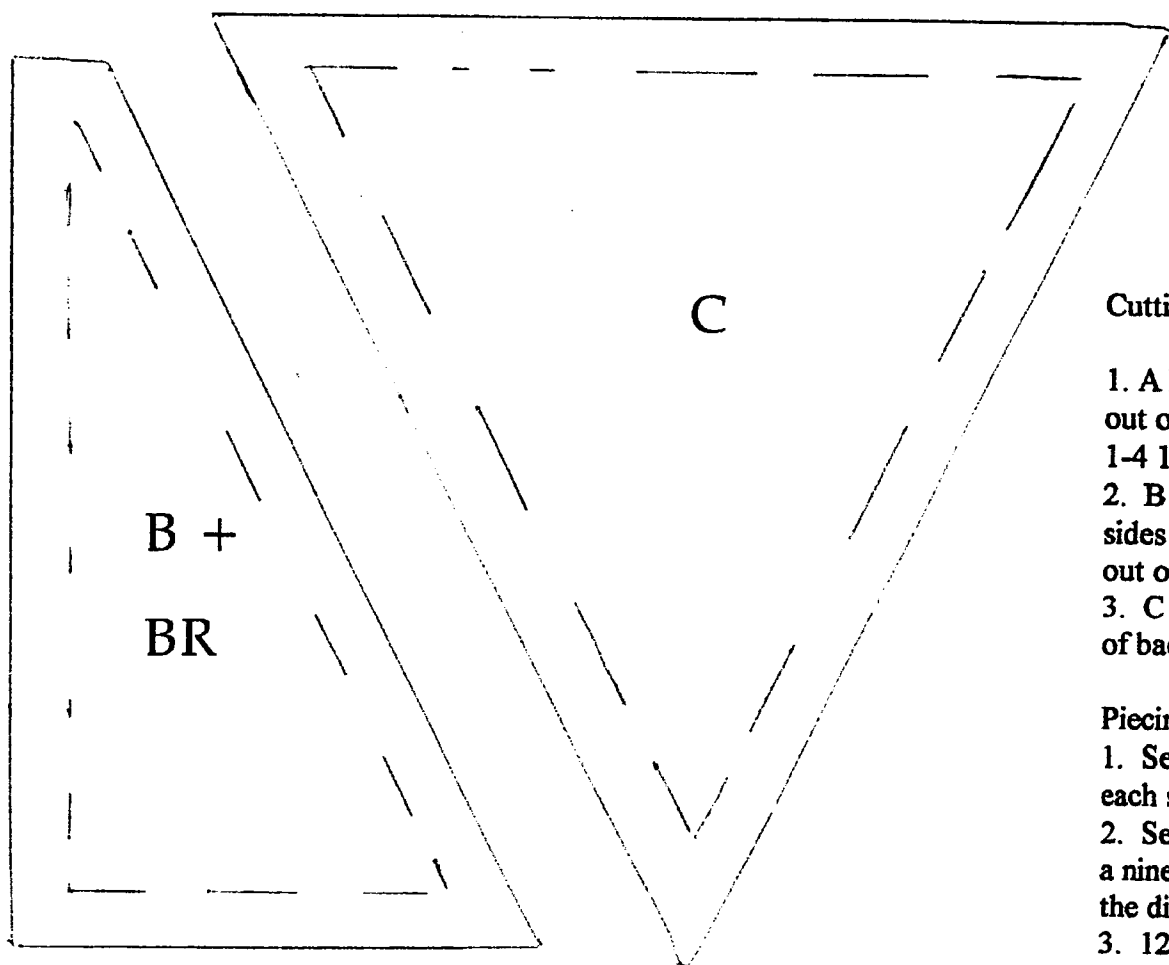


# "PEAKY AND SPIKE" STAR

(IN MEMORY OF DORENE SPECKMAN)



CHOOSE BRIGHT, FLASHY COLORS  
AND A BACKGROUND  
OF YOUR CHOOSING




## Cutting Instructions

1. A Piece: Cut 4-4 1/2 " squares out of background fabric; cut 1-4 1/2" square out of star fabric.
2. B and Br Piece: With wrong sides together, cut 4 B/BR pieces, out of star fabric, yielding 8 pieces.
3. C Piece: Cut four C pieces out of background fabric.

## Piecing:

1. Sew a B and a BR piece to each side of the C piece. Press.
2. Sew the block together as a nine piece block as shown in the diagram.
3. 12 1/2" star.



## Library Corner

We have many beautiful books on applique in our library. Judy Stanton gave us the latest one, a 1999 publication, **FANCY**

**APPLIQUE** by Elly Sienkiewicz, because she bought a copy when she already had one. (How many of us have done that!) Thank you, Judy! Elly is remembered for her embroidery work in the 70's. This book incorporates embroidery but concentrates on teaching applique techniques both fundamental and advanced. She is an inspiration. If you check it out, be sure to read her story in the preface and introduction of her growing up with her Scots grandmother. It is like a visit with two wise and creative women.

**SNIPPET SENSATIONS** by Cindy Walter fits in with today's wildly ranging stretch of the quilt arts. She calls it, "fast fusible art for quilted or framed projects." No sewing is required. Inspired by impressionistic painting, Cindy uses two-sided fusible webbing to paint with fabric. You can design as traditionally as you wish, though, and machine quilt but it isn't necessary. Some of the projects just call for matting and framing and they are handsome indeed.

Speaking of machine quilting, we have acquired that enticing book with the colorful cover, **MACHINE QUILTING WITH DECORATIVE THREADS** by Maurine Noble and Elizabeth Hendricks. Dazzling, eye-catching quilts using rayon, silk, neon threads, fine and heavy metallic threads, two threads in one needle, twin needle stitching, ribbons and flat braids, free-motion stitching...it begins to make one dizzy! Are you up to it? Take a look.

Ah, another new book for us, **EASY PAPER-PIECED MINIATURES** by Carol Doak calms

the nerves with good, old, timeworn patterns and paper piecing- like a hot cup of tea in the afternoon. What bliss. And as she says, "Sewing miniature patchwork isn't any more difficult than sewing full-size patchwork- you just stitch shorter seams." Chaucer's Books carries the special companion to the book of Carol's prepackaged foundation papers for each of the 17 quilts described for a very small price (no pun intended) or you can copy her full-size patterns in the book.

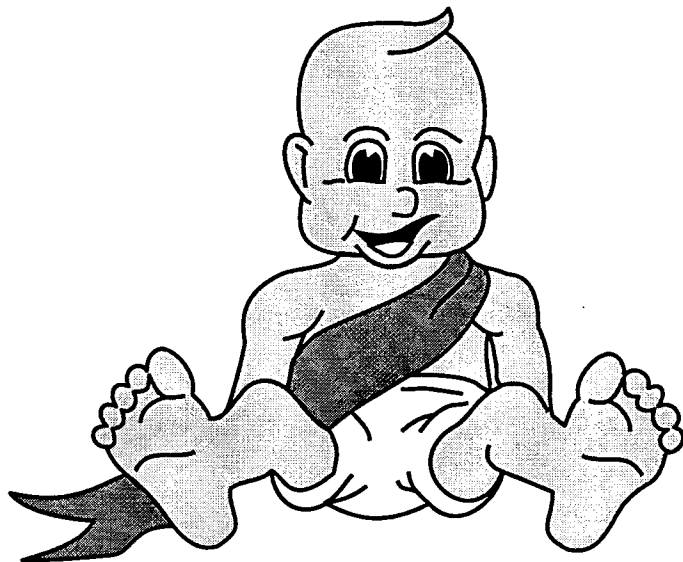
A reminder that you can check out as many books as you want, you can renew books, but overdue books carry a \$2.00 fine per month... and fine money is used to buy new books.

How are we ever going to find time for all these luscious projects? Here's to a good year with more time than we had last year for quilting!

Joyce Ball, Librarian  
kamma@aol.com.

974-0144

**HAPPY NEW YEAR !!!**





## GETTING TO KNOW YOU...

by Connie Stone

MARY NORTON was born in Montana, but left there at six months of age. Between birth and eighteen years of age, she lived in twenty three places. Her dad was in military service, which explains so many moves.

When Mary was in sixth grade, they lived in Santa Barbara, and she loved it here. So much so, that she moved back to attend UCSB.

Mary has been teaching school since 1968. She teaches second grade at Washington Elementary School.

Mary has always been creative, and started knitting and making doll clothes when she was seven years old. She also gardens, does upholstery, furniture refinishing and house painting, and is a weaver! She started quilting three years ago, and is now obsessed with it! Her first exposure was in Maggie's Star class, and she says she was practically in tears, and thought she would never, ever understand any of it. Now, she is an accomplished quilter, and has a glorious sense of color. She teaches her second grade students about quilting, and involves them in making quilts.

She has 1 dog, and four cats, no kids, except her students. Mary loves to camp, especially in the redwoods. She loves to cook for large get togethers, but not the daily stuff. She has a Chinese boy friend, and is addicted to mah jong.

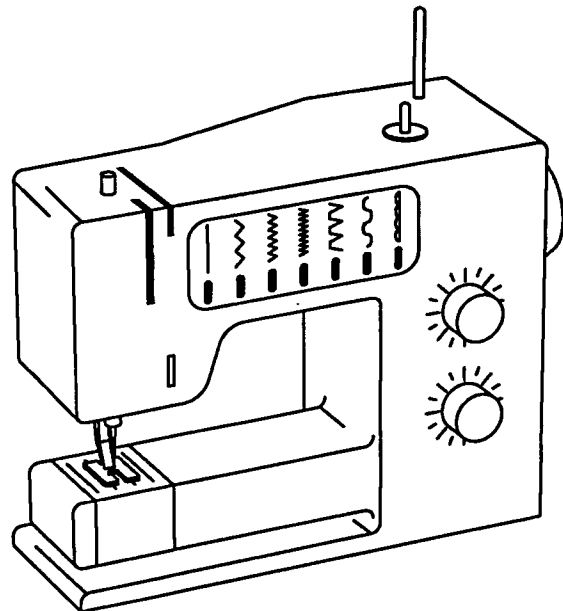
## Calendar of



- \* Road to California, Jan. 13-17, Convention Center, Ontario
- \* Traditions to Treasures, Jan 28-29, Cotton Patch Quilt Guild, Bakersfield Fairgrounds.
- \* 20th Annual Quilt Show, Jan 28-29, The Valley Quilters, San Jacinto.
- \* South Bay Quilt Guild Show 2000, Feb 26-27
- \* Springtime in the Millenium, March 11-12, San Joaquin Valley Quilters' Guild, Fresno County Fairgrounds.
- \* Glendale Quilt 21th Show, March 24-25, Airport Hilton, Burbank.

### COMMUNITY QUILTS

Transition House was pleased to receive 87 quilts and 125 stockings. Thanks for all the wonderful work everyone has done.



## Coastal Quilter Guild

**NEW Web page address:**  
<http://coastalquilters.homepage.com>

### **Membership:**

Guild meetings are held on the second Thursday of each month at 7:00 P.M. at the St-Andrew's Presbyterian Church, 4575 Auhay, Goleta, Ca. Please car pool, parking is limited. Coastal Quilters Guild of Santa Barbara and Goleta is a non profit, educational and charitable organization. It is the purpose of the Guild to educate its members about the history and preservation of the art form of quilt making and its related topics. Also to learn new techniques, improve skills and to inform the community at large about our quilt making heritage.

### **New Members and Membership Renewals:**

Mail your membership form, check or Money Order for \$25 payable to: Coastal Quilters Guild, Inc.  
P.O.Box 6341  
Santa Barbara, CA, 93160  
Attn.: Membership.

### **Coast Lines Newsletter:**

Coast Lines is a monthly publication. The deadline for the newsletter articles is **fourth Monday** of the month for the following issue. Send articles to:  
Claire Fouquet  
253 San Napoli Drive  
Goleta, CA, 93117  
or via e-mail  
[cfouquet@gte.net](mailto:cfouquet@gte.net)

**Coastal Quilters**  
Guild, Inc.  
P.O. Box 6341  
Santa Barbara, CA, 93160

NON PROFIT ORG.  
U.S. POSTAGE  
**PAID**  
Santa Barbara, CA  
Permit No. 688

