

COAST LINES

Issue 11

November, 1999.

AND THE WINNERS ARE!

Congratulations to all who met the 1999 challenge, A Stitch in Time. There were 34 quilts on display before the October meeting began. The voting was solely subjective, and the five favorite quilts were presented at the end of the meeting. The winners each received \$50.00 gift certificates from Grant House Sewing Machines. They were:

1. June Gerrard - "Where Day Meets Night"
2. Megan Miley - "Tammy's Time"
3. Judy Stanton - "The Time has Come"
4. Robin Ruge - "Time"
5. Isabel Downs - "River of Time"

The quilts are being shared with the community at Grant House Sewing Machines until December 18.

JOEN WOLFROM

Don't miss the last speaker of the year. Her workshops Light up your quilts and A Marriage of Blocks are sold out!!

ANTIOCH SHOW

Volunteers needed to hang the show on December 20. Call Carol Meyer 964-6056 or 963-8956

CHRISTMAS STOCKINGS

You should bring (or send) your stockings to the November meeting. We will be collecting them.

First Speaker of the Millennium! ELLEN HECK

The Guild is delighted to have Ellen Heck as the first workshop instructor of the new year. We were privileged to be the first to display her magnificent Baltimore Album Quilt "Nature's Splendors" in our show "Natural Impressions II". It went on to receive national awards. She is the co-creator (with Zena Thorpe) of the California Sesquicentennial Quilt which is traveling through the state before being permanently installed in Sacramento. More than a few of our Guild worked on this quilt, as well as many other quilters throughout the state.

Ellen is one of the finest appliqué artists in America today.

Her class is designed to allow each student to create her own appliqué country garden. A pattern with a selection of flowers and creatures will be provided.

During the workshop, different techniques of freezer paper with needleturn; sharp points; fine stems; and various embroidery stitches will be demonstrated. The use of color to create a realistic look will be explored.

DATE: Friday, January 14, 2000 TIME: 9:00 AM to 4:00 PM

PLACE: Goleta Community Center, 5679 Hollister Ave., Goleta

Sign up at the November meeting. Questions: Call Karin Cooper 569-7125

RANELL'S MESSAGE

Hello Quilters.

Lots of activity going on this month. Our community quilts project for Transition House is nearing our completion date. So far we have over 100 Christmas stockings, and a yet uncounted number of quilts (lots). The next community quilt workshop will be held at Samarkand's Craft room on Saturday October 30. I urge everyone to attend to help finish up quilt projects. It is important for our members to have the opportunity to work together on these projects. We get to know each other better by working together, and we meet people we would not ordinarily seek out. The workshops are fun, and there's something for everybody to do. And this time, Lunch Is Free.

There are still a few spaces left for the Christmas quilt sale and Boutique on Dec. 4, at Goleta Valley Community Center. It's not too late to sign up. Contact Mary Markow for details.

Next meeting we will elect officers for the year 2000. Please look at the roster printed in the newsletter, and if you don't already know all of the nominees, make it a point to get to know them.

A big thank you to Carol Meyer for all her work on the Challenge quilts meeting. The quilts made quite an impact hung as they were. Congratulations not only to the viewer's choice winners, but to everyone who made a quilt for the Challenge. We are a bunch of talented women!!! Antioch University will host the show entitled "A Stitch In Time" from Dec. 20 to Mar 17. Carol Meyer is in need of volunteers to help hang the Antioch show. Please call her if you can help. More information about invitations and artist's reception at Antioch will be made available in December.

December is fast approaching, so it's not to early too start planning for our December meeting. Lets keep up the tradition Norah Mc Meeking started and have a fabric exchange. Bring to the December meeting several 6" squares (accurately cut) to trade. The theme this year will be Angels. We also

have a wonderful presentation in store for us by an exciting **mystery guest**. You will not want to miss this one!

Great News. Claire Fouquet has volunteered to put together a web page for the guild. Watch for our website address soon.

Progress is being made on the quilt show for 2000. Please contact Leslie Hogan for details.

I am looking forward to the workshops and lecture by Joen Wolfrom next meeting. Remember, Thursday morning's workshop is **BEFORE** the Guild meeting.

Happy quilting. Ranell.

OUR GUILD THIS MONTH

November 11, Thursday, 7 p.m.

Guild Meeting at St. Andrews.

Bring donations for Community Quilts

November 18, Thursday, 7 p.m.

Board Meeting at Judy Stanton's House

2015 Santa Barbara Street, Santa Barbara

November 20, Saturday, 9:30 a.m.

Community Quilts workshop

Craft Room at Samarkand

November 22, Monday, 5 p.m.

Deadline for the August issue of Coast Lines



Biography Corner6

Birthdays.... 3

Block of the Month.... 5

Calendar of Events ...6

Door Prizes.... 4

Guild Challenge....1

Coffee Break....3

Community Quilts... 3

Library Corner.... 4

Officers and Chairmen.... 7

Our Guild This Month.... 2

Q & T Corner.... 3

Show and Tell.... 4

Speakers1

Workshops.... 3

ELLEN HECK'S SUPPLY LIST

Appliqué needles - Piecemaker or John James size 10 or 12
 Small sharp scissors
 Note paper and pencil
 Freezer paper
 Thimble
 Thread to match fabric (Mettler silk finish cotton)
 Embroidery floss in different colors
 Graphite paper for dark background

FABRIC

One piece of background fabric 20" x 30"
 Small pieces of various colors, for flowers, stems and leaves (fabric with many shades is a good choice)
 Note: Tightly woven fabric for stems is easier to work with (for example: batiks)



The Welcoming Committee would like to thank all members who brought the great foods and beverages for the New Member Reception at the last meeting: Beth Jones

Again, Linda and I would like to thank all those who brought beverages for our break time at the October meeting. To the following, who signed up to bring something, and anyone else, who brought something just for the fun of it: many thanks!!

Harlene Bailey
 Claire Fouquet
 Hilde Heller
 Sheil Pratt

Thanks from Linda and Betty


Community Quilts !

The last workshop of the year is on Saturday November 20, from 9:30 a.m. to 3:30 p.m. in the Garden Room at Samarkand. Join for LABEL FUN!!!

Suzy Carter, Chairperson.

NOVEMBER BIRTHDAYS

Peggy Gard	1-Nov
Cindy Lansing	1-Nov
Amber Lishman	2-Nov
Joan Watson	2-Nov
Claire Hemke	3-Nov
Adele Harrah	4-Nov
Leroy Adams	7-Nov
Esther Glover	9-Nov
Wanda Livernois	9-Nov
Linda Abate	10-Nov
Carol Hamilton	15-Nov
Toni Smith	19-Nov
Nedra Ireland	20-Nov
Anne Deran	22-Nov
Cay Donohoe	23-Nov
Lori Schiferl	24-Nov
Penny Hoyt	25-Nov
Jane Vellis	25-Nov
Jerri Harrison	27-Nov
Bev Waters	27-Nov
Diane Nelson	29-Nov
Margaret Siadal	29-Nov
Lois Hodges	30-Nov
Kerstin Nelson	30-Nov



Q and T Corner by the Unknown Quilter.

You are not good at seeing the value of a fabric! Try using red plastic wrap, red plastic report clover or buy a value finder and you will see the colors disappear before your very eyes. You will be left with values only!

October Door Prizes

Debbie Sayers has moved back to Australia. Marie Voyles and I are happy to take over Debbie's job for the next couple of months. We want to thank Debbie for her great effort in this position.

We would like to thank the following sponsors for their door prize donations for October:

Blue Island Quilts- assorted fabrics
Craft Village- \$10.00 gift certificate
Betty's fabrics- Christmas theme fabrics
Grant House- a certificate towards sewing machine maintenance or repair
Beverly Fabrics- fabric and a novelty pattern for a pillow
Also Quilting Book, Quilters stickers and wrapping paper-a scarecrow all by member donation.

The following Guild members were the winners of these door prizes.

Connie Stone, Judith Nybakken, Martha Adams, Beth Jones, Linda Fisher. Marlene Pearson, Marty Frolli, Doris Gilman

Looking forward to seeing all you Guilders' buying up lots of door prize tickets next month, Marie Voyles and Liz Harper



Show and Tell

Connie Stone, 2 community quilts
Cam Gittler, 2 baby quilts, 2 stockings
Elisabeth Cooper, 2 community quilts
Erma Sheaha, Fan Quilt
Anita Allmon, Community quilt
Darlene Mowry Reflexions
Nan Anderson, Nine patch Twin bed
Mary Bursek, 2 stockings
Lola Just, Block of the month quilt
Joyce Antrim-Sos, community quilt and baby quilt.

Library Corner



This has become Donation Month for the library! We don't always catch the names of those who leave books with us, but this time we want to thank two members.

Jan Benkert gave us **SENSATIONAL STARS** by Gail Garber which teaches you to draft your own star designs. There are patterns and a gallery of star quilts in case you are inspired to make one of the quilts featured. Most are sampler style; some are quite inventive.

Maureen Kampen has enriched the library with Singer's **QUILTING BY MACHINE**. It has the clearest and most prolific instructional photographs I have seen. It makes you **KNOW** you can do just as well!

Because of our doll makers, we have had three books on dolls and doll clothes given to us. **DOLL CLOTHES PATTERN BOOK** by Roselyn Gadia-Smithey clothes dolls from 12" to 19" and from fashion dolls to baby dolls. **TWO-HOUR DOLLS' CLOTHES** by Anita Louise Crane has patterns that fit 12" to 18" dolls. And if you really want to get serious, take a look at **DRESSING DOLLS** by Susan York. Her creations compete with the finest work you have seen in quilts. Inset lace, ribbon embroidery, tiny tucks, exquisite fabrics result in heirloom quality. Her patterns fit 16" to 20" dolls. Though she has American Girls dolls in her collection of 20 dolls, she designs for dolls that can be played with by younger girls. She says, "I think of heirloom as that Victorian, early 1900s, fantasy kind of look, something our great grandmothers might have worn. Heirloom sewing is not really a technique per se, it is more to do with the fabrics and supplies you use—the finer laces and trims and ribbons. It is a delicate kind of art."

Joyce Ball, (new e-mail: kamma101@aol.com)

Block of the Month – December

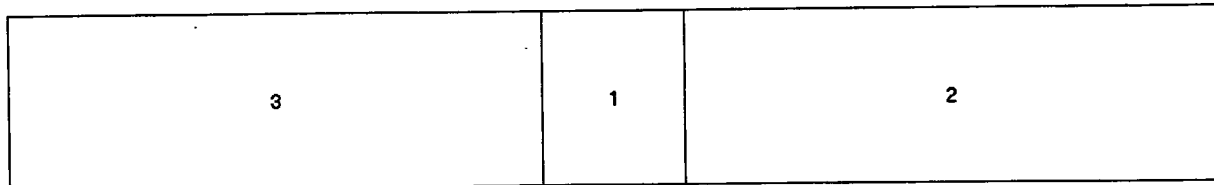

Finished size 7"x 6¼"

Fir Tree

Make this paper pieced tree, then add some decorations of beads, buttons, stars, or embroidery. Use your imagination.

Materials: Choose greens in a variety of prints or solids, values & textures for the tree. Pick a white or neutral print for the background fabric, and a brown for the trunk.

Directions: Copy or trace the pattern. Construct using the **flip & sew** method, following the numbered patch sequence. Notice that the pattern is in two pieces that need to be joined as a final step. Don't forget to take the paper out!





GETTING TO KNOW YOU...

by Connie Stone

LORA MARTIN was born in Gardena, CA, but moved to Reno, NV when she was twelve. After graduating from high school, she became pregnant, and during her sixth month she realized she would have two to raise, so she threw him out!

Lora worked as a filing clerk and later as a check investigator for a casino. At 21 she went to work for the brand new MGM Hotel in Reno, in their main money vault. Daily, she "played" with huge amounts of cash. After three years, she tired of the atmosphere and returned to check investigations.

Lora met her mate, Jim, in Reno, where he owned his own business. Jim is from Santa Barbara, and when he received a fabulous job offer here, he decided to return home. Lora hadn't decided if she would accompany him, until her car slid off an icy road into a ditch. At that point, she says her decision was made!

Like many of us, Lora has been sewing since she was a little girl. The "Natural Impressions" show at the Museum of Natural History motivated her to get into quilting. The first class she took was with Norah Mc Meeking, and it wasn't a beginners class. The second class she took was a mariner's compass. Luckily she persevered, and has become a very accomplished quilter. So far this year, she has finished seven tops.

At present, Lora is the Office Manager for a local chiropractor. Her mate, Jim, among other things writes a column for the Montecito Journal. Lora would like all to know that not all he writes about her is true, that he does take artistic license!

Lora's daughter, Angie, now lives in Reno, and has made Lora a grandmother.

YEAR 2000 FUTURE PROGRAMS


I am pleased to report that our schedule of speakers and workshops for the year 2000 is now complete. In choosing speakers for next year I was aided by last year's membership survey results as well as suggestions throughout the year from many of you who attended wonderful classes in California and elsewhere. Thank you for all of your ideas and encouragement. 2000 is sure to be an interesting and invigorating year for our guild. The new brochure of programs will be available at the December meeting.

Susan West

Calendar of



- * Santa Clarita Valley Quilt Show, Nov.13, Santa Clarita
- * South County Quilters Show, Nov. 13-14, Aroyo Grande.
- * Quilt Cornucopia, 1999 Quilt Show, Nov. 20-21. Camarillo Guild, Seaside Park, Ventura.
- * Road to California, Jan. 13-17, Convention Center, Ontario
- * Traditions to Treasure Quilt Show, Jan. 28-29, Kern County Fairgrounds, Bakersfield.



TIE COLLECTION

Collection of silk ties of all colors for your tie quilt. Many are prewashed and in whole condition. Cleaning out closet. \$5 for a sack full. Please call Jean Kalman at 964-5392

ELECTION MONTH

Members will vote to elect our officers for the year 2000 at the November meeting. The proposed slate is as follows:

President.....Ranell Hansen
 Vice Pres Workshops.....Betty Kelley
 Vice Pres Programs.....Susan West
 Vice Pres Future Programs
Norah Mc Meeking
 Recording Secretary.....Michelle Peerson
 Corresponding Secretary.....Jane Harrah
 Treasurer.....Judy Stanton
 Parliamentarian.....Isabel Downs
 Block of the month.....Evening Stars
Satellite Group
 Challenge Quilts.....Kristen Otte
 Community quilts.....Susie Carter
 Coast Lines Editor.....Claire Fouquet
Lynn Laughrin
 Door Prizes.....Elizabeth Harper
Marie Voyles
 Historian.....Lorraine Miner
 Librarian.....Joyce Ball
Gail Tinsley
 Membership.....Diane Eardley
 Newsletter Distribution.....Gladys Brown
 Nominations.....Nola Ferguson
 Sattelite Groups.....Beth Jones
 Southern California Council of Quilt
 Guilds.....Lora Martin
Oleta Bennett
 Special Events.....

Telephone.....Harlene Bailey
 2000 Opportunity Quilt.....Karen Pickford
 2000 Opportunity Quilt Tickets.....Carol Meyer
 Hospitality.....Ingrid Engmyr
Martha Adams
Ruth Walters

DOLL MAKING CLASSES


Carol Barringer is teaching dollmaking at Michael's Arts & Crafts store in the Fairview Shopping Center (Where House of Fabrics used to be). Upcoming classes include

Christmas Flower Fairy
 4 hrs, 2 sessions, \$12
 Fridays Nov. 12 + 19, 6-8 P.M.
 Thursdays Dec. 2 + 9, 10 A.M.-12 noon

Three Little Angels
 2 hrs, 1 session, \$12
 Sat Nov. 13, 3-5 P.M.
 Friday Dec. 3, 6-8 P.M.

Register at Michael's, customer service.
 10% student discount for class materials purchased at Michael's. Show your registration receipt.

Carol Barringer 964-0839



TEST YOUR KNOWLEDGE

1. Who is the inventor of the sewing machine?

A. Richard Sears

B. Elias Howe

C. Isaac Singer

2. What do the following have in common:
Echo, Stipple, Meander, Crosshatch:

A. quilting techniques

B. quilting patterns

C. methods of joining patchwork

3. What innovation in quilting was introduced at the Centennial Exhibition in Philadelphia?

A. The first electric iron.

B. Crazy Quilts.

C. Rotary Cutters.

4. What are the following names: Turkey Red, Indigo Blue, Double Pink, Nile Green?

A. Crayola® crayon colors

B. Watercolor paint colors

C. Rainbow Brite's friends

D. Fabric colors

5 Which quilting technique has always been done by machine?

A. Seminole patchwork

B. Prairie points

C. Miniature quilts

6 What do the following have in common:
Diamond in the Square, Bars, Center Square?

A. Parts of a baseball field

B. Types of cookies

C. Amish quilt patterns

D. Square-dancing formations

E. All of the above

7 Which of the following is created by a series of fabric folds to create an origami-type pattern?

A. Attic Window

B. Cathedral Window

C. Doves in the Window

8 The U.S. Postal Service issued a stamp featuring a quilt pattern. What pattern was it?

A. Dresden Plate

B. Scrap Basket

C. Double Wedding Ring

D. Maple Leaf

9 Which term does not belong:?

A. Border

B. Prairie Point

C. Piping

D. Scallop

10 Where is "Quilt City USA"?

A. Houston, TX

B. Lowell, MA

C. Kutztown, PA

D. Paducah, KY

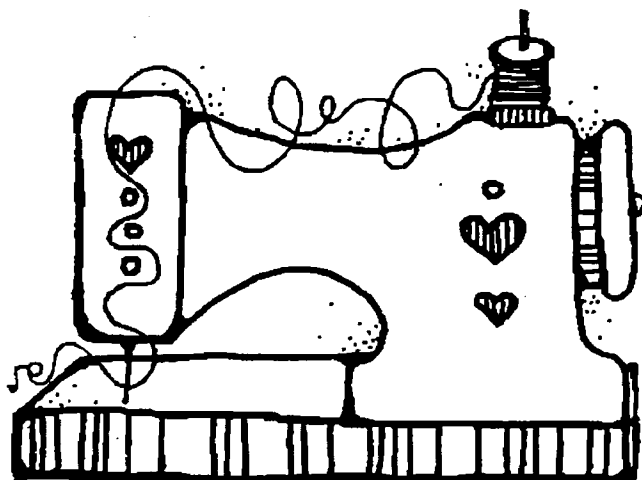
These quiz questions were developed by Linda Halpin, a quilting teacher for 25 years and the author of five popular books, including "Beyond the Bog Coat; 1855," "The Wedding Quilt" and "Patches of Time."

The answers: BBADACBBAD

WANTED WANTED WANTED WANTED
Transformer/Adapter 220-110V

I brought my sewing machine from Norway. In order to use it here I need a transformer/adapter. If you have one I would like to buy/rent it for a year Thank you very much.

Call Mia Borgersen 683-0916



Coastal Quilter Guild

Web page address:

<http://www.west.net/nonprofit/quilt>

Membership:

Guild meetings are held on the second Thursday of each month at 7:00 P.M. at the St-Andrew's Presbyterian Church, 4575 Auhay, Goleta, Ca. Please car pool, parking is limited. Coastal Quilters Guild of Santa Barbara and Goleta is a non profit, educational and charitable organization. It is the purpose of the Guild to educate its members about the history and preservation of the art form of quilt making and its related topics. Also to learn new techniques, improve skills and to inform the community at large about our quilt making heritage.

New Members and Membership Renewals:

Mail your membership form, check or Money Order for \$25 payable to: Coastal Quilters Guild, Inc.
P.O.Box 6341
Santa Barbara, CA, 93160
Attn.: Membership.

Coast Lines Newsletter:

Coast Lines is a monthly publication. The deadline for the newsletter articles is **fourth Monday** of the month for the following issue. Send articles to:
Claire Fouquet
253 San Napoli Drive
Goleta, CA, 93117
or via e-mail
cfouquet@gte.net

Coastal Quilters

of Santa Barbara & Goleta, Inc.
P.O. Box 6341
Santa Barbara, CA, 93160

NON PROFIT ORG.
U.S. POSTAGE
PAID
Santa Barbara, CA
Permit No. 688

