


COAST LINES

Issue8

August, 1999.

August Speaker Donna Hussain



Donna will be our guest speaker in August and her workshop will be Interlacing Borders. Don't miss it.

Priska Annaheim in September

THE WONDERFUL WORLD OF THE LOG CABIN

Holidays are over, we are back home. What is more homey than a log cabin. The very words mean snug and warm, comfort without pretention. Priska will be teaching a new fragmented log cabin.

CHALLENGE QUILTS IN OCTOBER

NO SPEAKERS ARE SCHEDULED FOR OCTOBER. ARE YOUR QUILTS READY?

OUR GUILD THIS MONTH

August 11, Wednesday, 7 p.m.

Guild Meeting.

Bring donations for Community Quilts

August 12, Thursday, 9 a.m.-3:30 p.m.

Lura Schwarz Smith at GVCC

August 18, Thursday, 7 p.m.

Board Meeting at Judy Stanton's House

2015 Santa Barbara Street, Santa Barbara

August 28, Saturday, 9:30 a.m.

Community Quilts workshop

Craft Room at Samarkand.

August 23, Monday, 5 p.m.

Deadline for the August issue of Coast Lines



IN
THIS
ISSUE

Biography Corner9
Birthdays.... 4
Block of the Month.... 7
Calendar of Events5
Door Prizes.... 6
Guild Challenge.....9
Coffee Break....3
Community Quilts... 2
Library Corner.... 10
News.... 4
Officers and Chairmen.... 10
Our Guild This Month.... 1
Q & T Corner.... 6
Show and Tell.... 5
Speakers1
Workshops.... 2,3

RANELL'S MESSAGE

Hello quilters. Having a wonderful summer? I am. I'm trying to get my challenge quilt from the realm of idea to the realm of fabric this week so that I can take it on the road with me when Leroy and I go to Oregon to visit his first grandchild. Yes, you can call him Grandpa the next time you see him.

Good News! We have a volunteer for Quilt Show Chair- Person for 2000. Leslie Hogan, currently serving as recording secretary on our quilt guild board, has stated her interest in the position. She is seeking a co-chair to work with on the project. Now we know that there are a lot of you out there who said they would help but didn't want to be in charge.... Here's your chance. Leslie has taken the big leap ! Yeah Leslie!

The responsibilities are well delineated and documented and Leslie will be scheduling a meeting to delegate those positions to all of you eager volunteers. Keep your eyes and ears open for more information.

Oleta, Ellen and I had a good time at the SCCQG meeting, but even more fun at "Material Possessions" . What a great quilt shop! Oleta and I were good, though, and didn't spend our grocery money.

Thanks to Evelyn Gorrindo and Michelle Peerson for being so efficient as nominating committee. They recruited many volunteers and are well on their way to filling next year's board positions. There are still positions to be filled. The only experience necessary is willingness to do the job, and the time it takes to fulfill the duties. It's a great way to make new friends and meet some great people in the guild. Think about volunteering.

I'm excited about our new location in September. We're looking for a person or people to set up and take down chairs for the meetings. If you know of someone who can do this for the guild, please contact Ranell. This is a paid position.

Keep those beautiful quilts (and dolls) coming in to Show and Tell. Fabulous stuff!! See you in August, Ranell

Community Quilts Workshop

The next workshop is on Saturday August 28, from 9 a.m. to 3:30 p.m. in the Garden Room at Samarkand. Bring partially finished quilts, ideas for new ones to start, sewing machines, sewing supplies, rotary cutting equipment, etc. See you and your sewing machine and lunch on July 25.

Suzy Carter, Chairperson.

FOR ALL GUILD WORKSHOPS

Plan to arrive by 8:45 A.M. to set up and be ready to start on time. Bring snacks to share, a prepared lunch or lunch money. Coffee, decaf and an assortment of teas will be provided by the Guild.

Location: Goleta Community Center, 5679 Hollister Ave., Rooms 1 & 2 Every 2nd Thursday of the month from 9 a.m. to 3:30 p.m.

For Signup and any questions, call Karin Cooper, 569-7125.

QUILT SHOW 2000

Yes we will have a show in the year 2000. Leslie Hogan has taken the lead and is looking for volunteers to help with the organization of the show. Please call Leslie (968-7845) or Ranell (684-7042) to volunteer.

SUPPLY LIST FOR THE AUGUST WORKSHOP WITH DONNA

Donna Hussain will teach you the A to Z of bias tubes - how to make them and how to create interlacing designs with them.

Ruler, Needle, Thread, Scissors, Pins
Marking tool (silver quilters pencil or blue chemical pen).

Muslin strip at least 6" x 14".

Pencil, Crayons, colored pencils or felt pens in three different colors.

If you have experience making bias tubes, bring four or five bias tubes

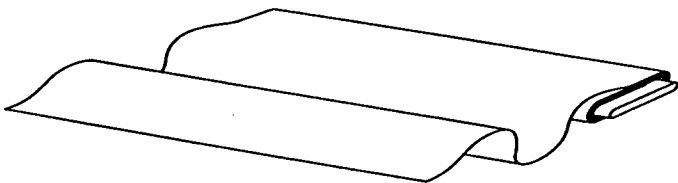
1/4" wide, at least 12" long, for use in class.

Press the tubes with the seam to the middle of one side.

If you have never made bias tubes, Donna will supply you with tubes for your class project. You will be given a chance to make bias tubes at the end of the workshop. So bring your sewing machine, a fat quarter of fabric for making bias tubes, a cutting board and rotary cutter and a 1/4" bias bar if you have one. If not, you may use Donna's bias bar in class.

Optional: Bring unfinished quilt projects to class such as quilt blocks or quilt centers. We will discuss as a class how interlacing designs might enhance these quilts.

Sign-up at our next meeting or call Karin Cooper.



SUPPLY LIST FOR THE SEPTEMBER WORKSHOP WITH PRISKA

PRISKA ANNAHEIM will teach a unique Log Cabin. Uneven strips are sewn together into different squares. Then the blocks are cut into four parts. Lastly we mix all the parts to create a new design. (you know how we hate doing the same old thing!) She will teach us how to finish the quilt with uneven borders and bindings. And lastly she will give her hints for perfect machine quilting.

Notepad and pen

FABRIC: 1 yard fabric for border (optional)

Four 1/4 yard cuts of dark fabric

Four 1/4 yard cuts of medium fabrics

Four 1/4 yard cuts of light fabrics

SEWING TOOLS: Sewing machine, Rotary cutter, mat and ruler (6"X12")

Thread to match fabric

Seam ripper, pins and general sewing supplies.

Workshop is on Thursday, September 9, 1999 from 9 A.M. to 3:30 P.M.



Thanks to the following for helping with refreshments in July:

Peggy Alexander
Nan Anderson
Mariel Hawel
Gail Tinsley


and anyone else who brought goodies but didn't sign up.

See you in August.

Sincerely, Linda and Betty.



AUGUST BIRTHDAYS



Robin Ruge 2-Aug
 Kit Tuthill 2-Aug
 Jean Kalman 3-Aug
 Janet Berlin 7-Aug
 Susan Bezek 7-Aug
 Helena Kennedy 15-Aug
 Laura Alarid 16-Aug
 Linda Estrada 17-Aug
 Elizabeth Hensgen 17-Aug

Marylee Sanders 18-Aug
 Nancy Reifenberg 23-Aug
 Karin Cooper 25-Aug
 Marty Froli 25-Aug
 Lynn Laughrin 26-Aug
 Debra Rodgers 27-Aug
 Cathy Rampton 28-Aug
 Joyce Ball 28-Aug
 Anne Blackwell 28-Aug
 Debra VanDerSommen 28-Aug
 Carol Barringer 29-Aug
 Ingrid Bergere 29-Aug
 Pat Stanovich 29-Aug
 Debbie Sayers 30-Aug
 Nancy Horii 31-Aug



Norah McMeeking's quilt "Heilan' Hame/Highland Home" placed first in the pictorial category and third in the professional

category at the British National Patchwork Championships held in London in July. As English quilters work "for the honor", she didn't win any money, but they'll engrave her name on a silver trophy that gets passed from winner to winner (but not out of the country!) She got two pretty ribbons though. She has also been invited to teach and give workshops in Northridge, Santa Monica, Orange, and Upland over the coming months.

Congratulations Norah!


FOURTH OF JULY AT STOW HOUSE

Thanks to all of the volunteers that helped to make our participation at Stowe House such a success! The weather was delightful, our location on the grounds just the best and the Opportunity Quilt displayed on it's stand under a huge tree and in the middle of an ivy bed, a perfect picture. The blue and white star quilt was a conversation and comment starter and a LOT of donations were made by people who hope they will soon be the owner of the quilt. Several of the Guild participants were working on the quilts for Transition House and this was a good opportunity to talk of the many things our Guild is involved in.

I would like to thank all of the participants, Harlene Bailey, Gladys Brown, Ann Braddock, Joann Conklin, Peg Gard, Doris Gilman, Diana Iler, Jean Kalman, Lorraine Miner, Kristen Otte, Sheila Pratt and Pat Stanovich. A special thanks to Marty Froli and Janet Berlin for working out gettin us an additional supply of Opportunity tickets - we actually ran out in the afternoon!

This activity is one of the many fun things to do in the Guild. If you have never been involved with this event - give it a try next year!


Betty Kelley - Chairperson





Show and Tell

Susan West, Log Cabin For Lana
 Linda Estrada, Mystery Quilt
 Carol Barringer, Howling Wolf Wall
 Hanging and work by Linda Cassirer and
 Rachel Baker
 Peg Gard, Friendship doll exchange dolls
 Elizabeth Harper, Friendship doll plus
 "Kindred Spirits" from a class
 Joanne Coulter, in Atascadero
 Marie Voyles, "Carmen"
 Irma Sheaha
 Cecilia Puppo, "Patrizia Anna Katarina Maria
 Elena"
 Ranell Hansen
 Mary Markow
 Marti Frolli, Teacher's pets sampler quilt
 Liz Turner, Blanche Young's Dresden Plate
 Lorraine Miner, Trip around the world
 Kathie Cisek, 1930's reproduction
 Megan Miley, Undersea Square Dance
 Pat Masterson, Hatsu oshie noshie Hoffman
 Challenge
 Margaret Siadal, Off center log cabin
 Kristen Otte, Afterimage wallhanging
 LouAnn Schlichter, Fruit Salad Ricky Tims
 Harmonic Convergence



Copyrights
 On the
 WWW

<http://lcweb.loc.gov/copyright>
<http://www.templetons.com/brad/copymyhts.html>
<http://www.execpc.com/~judyheim/qcc2.html>

No endorsement or recommendation is
 intended by the listing of these sites.

Southern California Council of Quilt Guilds

Oleta Bennet, Ellen Richardson and I attended the meeting in Mission Viejo. The theme was philanthropy. Many guilds brought posters depicting the things that they do for charitable causes. We were given an inspirational talk by the founder of "Operation Binky". This organization was created in order to build a distribution channel of "Binkies", blankets, afghans and quilts to needy children, whether in crisis, homeless, or sick. She had the good fortune to be featured on Oprah and has, in one year, gone from nothing to 150 chapters nation wide. They can be reached at www.Binkypatrol.org or e mail at Binky@Binkypatrol.org

During the sharing of ideas with the other guilds, we received some good ideas. Here are some of the things other guilds do for philanthropy: Scholarships, Neo-natal infant clothing for babies who are born premature, both for wear in the hospital, and to wear home, and for the hospital to give to the parents of those babies who don't survive; Quarters for a Cure -They pass around a jar at each meeting to collect funds to donate to research for a cure for breast cancer; Little Red Hen Auctions- Members bring their unfinished or finished projects that they don't want, and they are auctioned off with the funds going to a charity; Tote Bags for the local children's hospitals, shelters, and maternity hospitals.

Ranell Hansen



Calendar of



New Listings.

OCTOBER


* North Cities Quilt Guild Show, Oct 8-9. Fullerton, CA.

TWO POSITIONS AVAILABLE

Paid position available to set up chairs for our meetings at St-Andrew's Church. The work should take less than an hour. A chair cart is on location and no chair pile moving is required. Do you have a reliable son, daughter, grandson, granddaughter, husband or even yourself that is willing to take that job? If so contact Ranell Hansen at 684-7042 or 684-7539.

Facilities person required.


The guild is looking for a guild member that would be responsible for facilities. That involves arriving early at the meeting, make sure that the chairs, screen, projector, etc, are set properly. This could be a 2 person job so one does not have to commit to being there every month. If interested contact Ranell Hansen at 684-7042 or 684-7539.



**Q and T Corner
by the Unknown
Quilter.**

Keeping Track of Needles.

Can't remember the size of the needle that you took out of the sewing machine? Can't remember if that needle is a sharp, between or something else. Use pieces of masking tape to write the needle style and stick them to sections of your tomato pin cushion.



JULY Door Prizes

We would like to thank the following sponsors and congratulate last month's winners.

Pot 1

Fabric selection from Blue Island Quilts won by Cay Donohoe.

"I Love You 2" Pattern Book from Possibilities won by Faith Huxley.

Pot 2

Blue Fabric Squares from Pe-B Fabrics won by Adele Harrah.

Country Lanes Pattern Book from Blanch Young won by Ursula Dial.

Pot 3

Golden Highlights Fabric from Betty's Fabrics won by Michelle Peerson.

\$10 Gift Certificate from Craft Village won by Lorraine Miner.

Pot 4

Folk Sampler Vest from The Posie Patch won by Martha Adams.

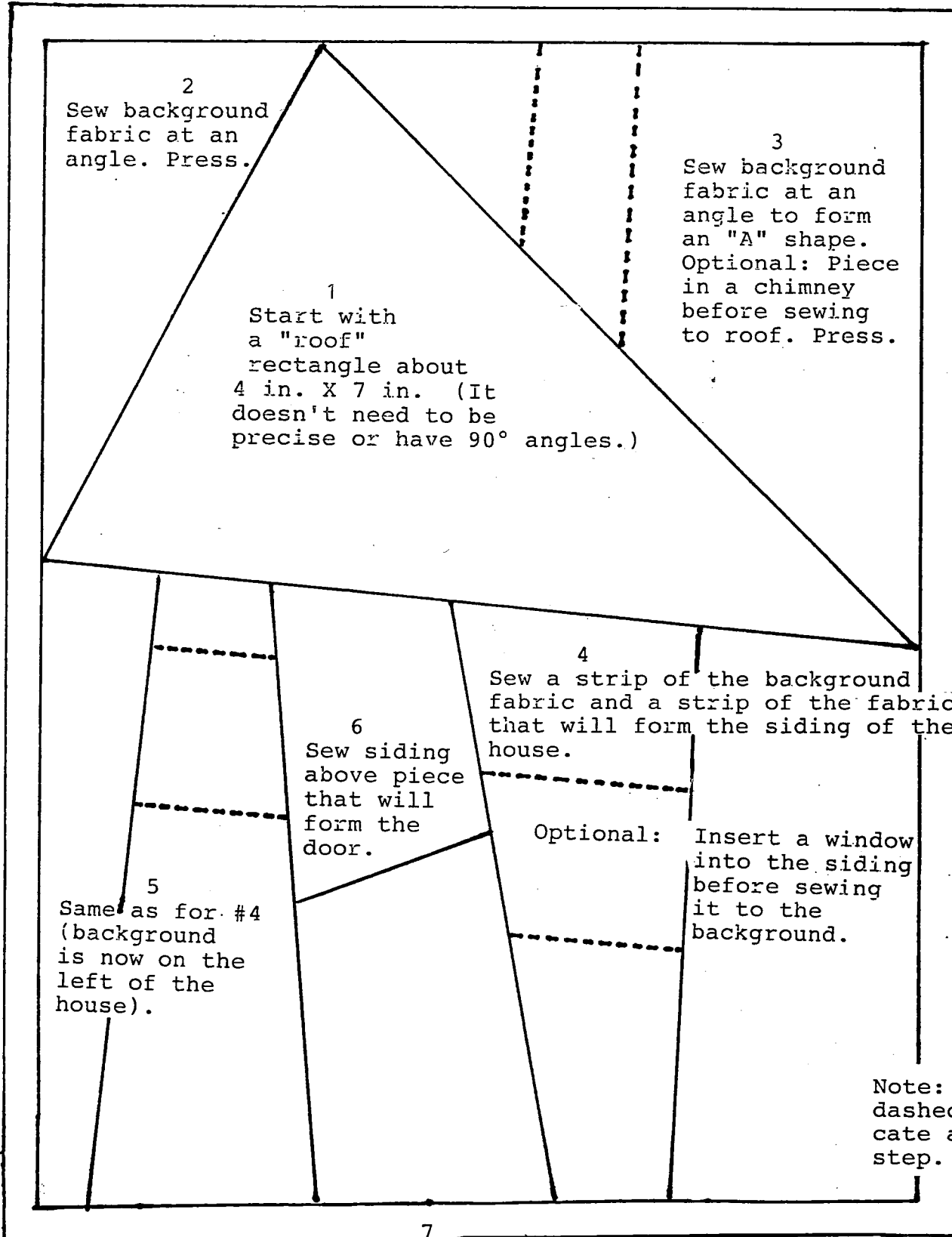
Country Lanes Pattern Book from Blanch Young won by Liz Hensgen.

Regards, Debbie



HOUSEWARMING

To celebrate our new meeting "home", make a liberated house block. Liberated, in this case, means free from the precision required in traditional quilting. The block below is an example of what you might create with this method, but yours could look very different.



Suggestion: Use fabrics that contrast one another well. The house should stand out from the background. This is a good block in which to use those fabrics that are bold or wild or that seem too loud for traditional quilting.

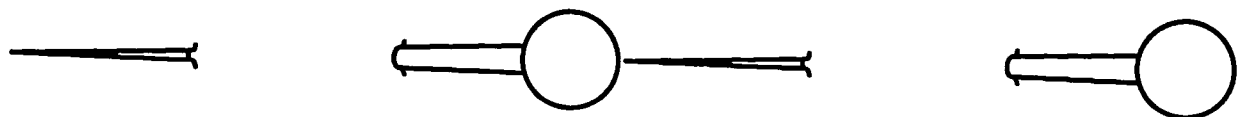
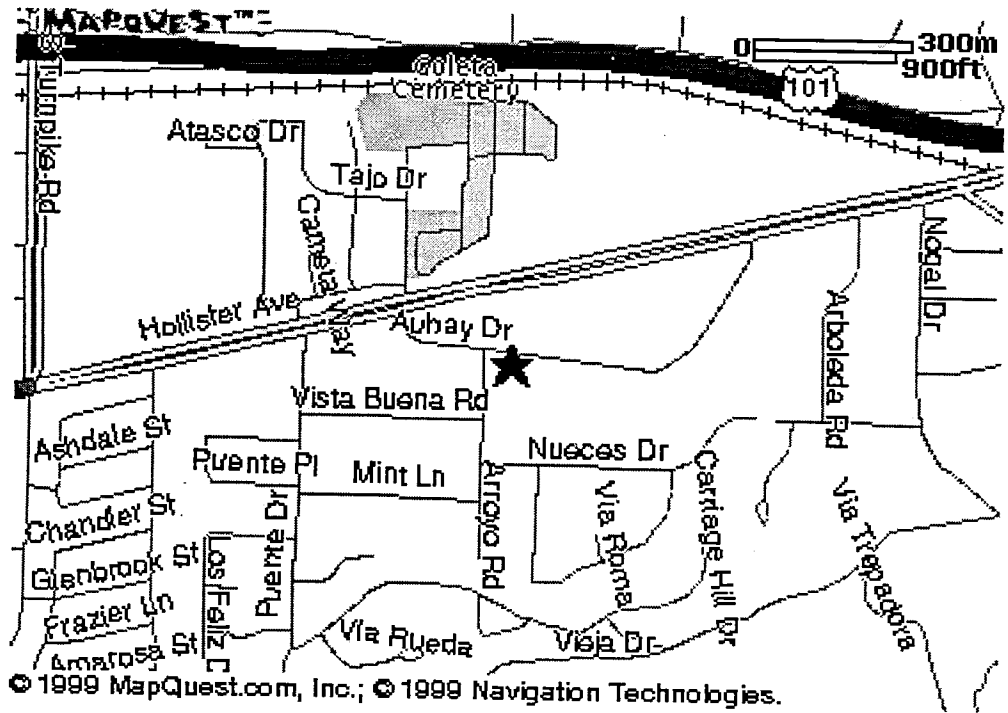
Note: Pieces with dashed lines indicate an optional step.

After pressing these three pieces, assemble as shown. Press and then sew on the roof. The piece can be any size- the diagram above is just an example- after all, this is supposed to be liberating!

We Move in September!!



Starting in September we will meet on THURSDAY nights at St-Andrews Presbyterian Church. St-Andrew's is located at 4575 Ayhay between Turnpike and Modoc, one block south of Hollister next to the Living Faith Church. The church is actually located on Arroyo but the neighborhood wants the traffic to go through Ayhay using the west end of Ayhay (the one closest to Turnpike).



Quilt Challenge 1999



64 DAYS LEFT!

It's Summer TIME. The days are long but the TIME is getting shorter for the Guild's Quilt Challenge, "A Stitch in TIME".

Summer TIME is when normal TIME seems to do double TIME, when we all wish we could buy TIME. At TIMES like this TIME can be our greatest ally and worst enemy. As you watch TIME go by, the TIME is right to take TIME to work on your quilt. Have a good TIME. Don't waste any TIME. Have your quilt ready on TIME for the October 14 meeting.

Maximum size: 40" x 40"

Call Carol Meyer for questions: 964-6056 (home), 967-360 (work) or SweetSeams@aol.com.



GETTING TO KNOW US...



by Connie Stone

Another of our dynamic, senior citizens, SUZY CARTER, is our feature for this month.

Suzy took over the Community Quilt Project, and thanks to

her, we are able to meet once a month at Samarkand, without cost.

Suzy first came to California at age 6 from Crawfordsville, Indiana, where her father


was a telegrapher. When they first arrived, dad worked for a while picking oranges. This was a novel idea to the folks back home, because they didn't see many oranges in the wintertime. Suzy says she usually got one in her Christmas stocking.

The family lived in Pasadena, when it was still nice, later she moved to Palos Verdes, where she lived for thirty years. For fourteen of those years, she worked in real estate, and met many fabulous people. In those days, there were still fields of grain on the peninsula. Because of the people she met in her professional life, she was able to take two trips to New Zealand. Fabulous journeys, but the actual travelling was grueling.

At age 10, Suzy was sent to friends in the San Joaquin Valley for the summer. The lady of the house didn't quite know what to do with her, so she set her to making a quilt, a Grandmother's Flower Garden, by hand! Naturally, she wasn't able to finish it all that summer, and it was put away for several years. Later, when living in Palos Verdes, she took it out, finished the top, and gave it to her daughter, who is a very accomplished quilter living in Orange County.


Another daughter lives in northern Calif, and a son lives in the Los Angeles area. Suzy met both her husbands in church. She divorced the first, and was single for 17 years. She and her second husband moved to Santa Barbara fourteen years ago, and he passed on in 1988. She loves living in Samarkand, as there is so much to do, having built in friends and companions. Though I can't imagine Suzy being at a loss for friends no matter where she would live!

She has been a member of the Central Coast Quilter Guild since the second meeting; she says she couldn't make it to the first. She also is an avid gardener, and helps tend the roses at the Mission. The rose bed that she tends won a first prize. She is a vibrant example of an active senior citizen!



**Guild Officers and
Committee Chairmen**

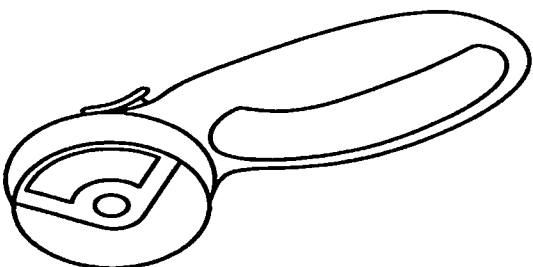
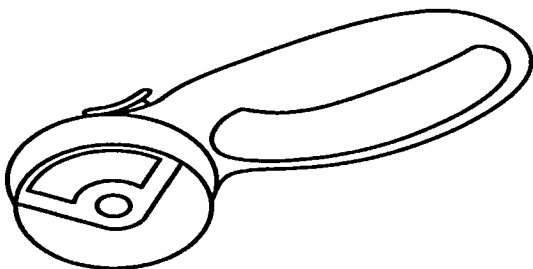
President: Ranell Hansen
Vice President (Programs): Ellen Richardson
Vice President (Workshops): Karin Cooper
Vice President (Future Programs): Susan West
Recording Secretary: Leslie Hogan
Corresponding Secretary: Sandy Wilmot
Treasurer: Judy Stanton
Parliamentarian: Betty Kelley
Block of the Month: June Gerrad, Kristin Otte
Challenge Quilts: Carol Meyer
Community Projects: Suzy Carter
Coast Lines Editor: Claire Fouquet
Door Prizes: Debbie Sayers
Historian: Carol Hamilton
Librarian: Joyce Ball
Membership: Diane Eardley
Newsletter Distribution: Marilyn Martin
Nominations: Evelyn Gorrindo
Refreshments: Betty Shumaker, Linda Cassirer
Satellite Groups: Judy Gorrindo
**Southern California Council of Guilds
Representative:** Lora Martin, Oleta Bennett
Special Events:
Telephone Committee: Harlene Bailey
Welcoming Committee: Beth Jones, Suzy Carter,
 Verna Smith
1999 Opportunity Quilt: Kathy Pierce
2000 Opportunity Quilt: Karen Pickford



Library Corner

August is a good time to clean up for the new year. The year DOES begin in September doesn't it? Who ever picked January? Or July? So we will be sprucing up the library book pockets, cards, mending those old favorites.

Here are three old favorites: **HANDMADE QUILTS** by Mimi Deitrich emphasizes the contentment that comes from hand work. She features seven original designs, wall-size, simple, sweet, and appealing for portable work. **STARBURST MOSAIC** by Camille Remme works with a star pattern that becomes softened by points that seem to curve and are tessellated in the manner of Blanche Young's Dresden Plate. The colors she combines inspire one to use this engaging pattern to quickly make a stunning quilt with one's own choice of colors. **THE QUILTED APPLE** is actually the name of a shop in Arizona but the quilt patterns the staff present using apples in one form or another give pretty country-style ideas. And they have included a good pomegranate design (the love apple) that is sometimes hard to find. Do you remember Pat Masterson's from last year's quilt show and how effective that deep red/magenta was?



Joyce Ball, Librarian 964-0144
 kamma@juno.com

Maggie's Fall Classes

CONTEMPORARY QUILTING - (Mon, 1-4 pm, Carpinteria, Faith Lutheran Church)


OH MY STARS! - From traditional to contemporary, the theme of stars appears often in quilting. From the basic Ohio Star, through irregular stars, feathered stars, variable stars (including one version which is a tessellation) to the challenging Mariner's Compass, the design possibilities are limitless. Students may decide to use one of the many star blocks in a design of their choice or may combine the various blocks discussed into an All-Star Sampler. We will explore how color affects the design possibilities of the star while we discuss various construction techniques.

CONTEMPORARY QUILTING - (Wed, 9-12 am, Wake Center, room 1 unless otherwise announced)

FABRIC MANIPULATION! Often we find a piece of cloth to use in a quilt or garment that is the right color, but lacks textural appeal. Students will practice techniques that change the look and feel of a piece of cloth through a variety of techniques such as puckering, folding, gathering, pleating, layering, tucking, scrunching, ruffling, flanges, cording, embellishing, among others. Students are encouraged to bring sewing machines after the first class and fabric to practice the techniques demonstrated.


CONTEMPORARY QUILTING - (Wed, 7-10 pm, Wake Center, room 2)

ONE OF A KIND QUILTS. Apply design principles to creating unique quilts. Learn ways to take your quilts from "ordinary" to "extraordinary". Create a quilt with a personal theme or to highlight single unique blocks or panels. Applying a few of the traditional art design principles can go a long way towards improving our quilts, whether we prefer traditional quilting or a more avant-garde style.



F A L L

The 11 week Fall term begins Wednesday, September 8, 1999.



Beginning Quiltmaking

A course for those who have never quilted and for those who want to sharpen their basic skills. Learn the fundamentals of quiltmaking while constructing a small sampler quilt. Covers traditional and contemporary techniques of piecing, appliqué and quilting.

■ Marty Frolli

Sept. 14, 10 Tuesdays

9:00 am - noon

Room T-2, Wake Center

Opt. fee: \$6 lab



Angel Quilts

You'll enjoy stitching up these quick and easy angel quilts, while mastering various appliqué, piecing and quilting techniques. These small angelic wall hangings sing of charming figures, delightful prints and sweet adornments and they will make perfect gifts for friends and family.


■ Marty Frolli

Sept. 8, 11 Wednesdays

9:00 am - noon

Room 2, Wake Center

Opt. fee: \$6 lab



Holiday Quilts

Create small quilts and quilted home accessories for the Fall holidays, inspired by apples, candy corn, pumpkins, maple leaves, stars, and poinsettias. Learn a variety of quilt making techniques, including crazy patch, quarter square triangles and paper foundation. These delightful projects are sure to dress up your home for the holiday season.

■ Marty Frolli

Sept. 9, 10 Thursdays

9:00 am - noon

Room T-2, Wake Center

Opt. fee: \$6 lab.

Coastal Quilter Guild

Web page address:

<http://www.west.net/nonprofit/quilt>

Membership:

Guild meetings are held on the second Wednesday of each month at 7:00 P.M. at the Samarkand Community Center, 2550 Treasure Dr. Santa Barbara, CA. Please car pool, parking is limited. Coastal Quilters Guild of Santa Barbara and Goleta is a non profit, educational and charitable organization. It is the purpose of the Guild to educate its members about the history and preservation of the art form of quilt making and its related topics. Also to learn new techniques, improve skills and to inform the community at large about our quilt making heritage.

New Members and Membership Renewals:

Mail your membership form, check or Money Order for \$25 payable to: Coastal Quilters Guild, Inc.
P.O.Box 6341
Santa Barbara, CA, 93160
Attn.: Membership.

Coast Lines Newsletter:

Coast Lines is a monthly publication. The deadline for the newsletter articles is **fourth Monday** of the month for the following issue. Send articles to:
Claire Fouquet
253 San Napoli Drive
Goleta, CA, 93117
or via e-mail
cfouquet@gte.net

Coastal Quilters

of Santa Barbara & Goleta, Inc.
P.O. Box 6341
Santa Barbara, CA, 93160

NON PROFIT ORG.
U.S. POSTAGE
PAID
Santa Barbara, CA
Permit No. 688

