


# COAST LINES

Issue 6

June, 1999.

## Ricky Tims in June

Ricky Tims will be playing the piano and introduce us to his quilting. Ricky won numerous awards and sold out at Paducah. Don't miss this unique and very different lecture and workshop. Have Fun!



([www.taqsstudio.com/newsite/gallery2.htm](http://www.taqsstudio.com/newsite/gallery2.htm))

## OUR GUILD THIS MONTH

**June 9, Wednesday, 7 p.m.**

Guild Meeting.

Bring donations for Community Quilts

**June 10, Thursday, 1-4 p.m.**

Ricky Tims, GVCC

**June 17, Thursday, 7 p.m.**

Board Meeting at St-Andrew's Church  
4575 Auhay Drive, Goleta

All members welcome

**June 23, Wednesday, 7 p.m.**

Meeting at Samarkand to discuss the  
possibility of a Quilt Show in 2000

**June 26, Saturday, 9:30 a.m.**

Community Quilts workshop

Craft Room at Samarkand.

**June 28, Monday, 5 p.m.**


Deadline for the July issue of Coast Lines

## Lura Schawrz Smith Lectures in July

Her first art quilt was done for her senior final project in painting class at S.F.S.U, where she received a B.A. in art. During that final year, she began to be interested in the possibilities of fabric and quilting as an art medium, and have continued to explore this. She is especially interested in various techniques of getting images onto fabric, especially Xeroxing and screening methods that allow drawing and painting on fabric. She likes working as directly as possible on the fabric, often using free-form piecing without pattern or template.

During the eighties, unaware of the existence of the quilt world, she produced, exhibited and sold work through several galleries. In the nineties, she joined a quilt guild and have been working more within the network of the quilt world. A recent work, SEAMS A LOT LIKE DEGAS, was awarded Best of Show in the Artistic Expressions competition at Quilt Expo V in Lyon, France, 1996. She is currently exploring further ways of working with fabric which allow her to access her love of drawing and painting and continue the journey of expressing the inner life through art.

## August Speaker Donna Hussain



Although she admired her grandmother's quilts as a child, Donna Hussain vowed never to sew another stitch after taking a home economics class in junior high school. Luckily, she picked up a needle and thread again in 1989 and has been quilting ever since. In addition to creating quilts, Donna has taught elementary school, collaborated with her professor husband in writing nine computer-science textbooks, lived and traveled abroad during sabbaticals, and raised a son and daughter. Donna will be our guest speaker in August and her workshop will be Interlacing Borders. Don't miss it.



## Ranell's Message

Hello Quilters,

The board met at the St Andrew's Presbyterian Church last Friday and decided that our next board meeting will be there, the first hour being dedicated to setting up chairs, a projector, and really getting a feel for the space and the benefits and limitations it may have. Any and all members who would like to attend this meeting are encouraged to come along. It will be held on Thursday, June 17. Our final decision will be made at that time, so time for input is now.

We also have been discussing the possibility of a Member's Showcase Quilt show for the year 2000. An informal meeting is scheduled on Wednesday, June 23, 7:00 p.m. at the Samarkand Craft Room for anyone who is interested in helping with a show. (Meetings themselves would not probably start until September or October). We just figured it is a good thing to have another show soon so that we don't have to re-invent the wheel, again, and can draw upon the expertise of those who worked on the Harvest of Colors Quilt show. Give it some thought.

I hope your challenge quilts are coming along in a "Timely" manner. Summer "time" is a great "time" to get them started. Don't wait till the last "minute".

Also, please come over and help make quilts at our Community Quilt Workshop on Saturday June 26 from 9:00 to 4:00 in the Craft room at Samarkand. Remember, our goal is one quilt per member. That number is increasing every month!! Keep up the good work!

Wasn't last meeting fun? I'm looking forward to Ricky Tims this meeting.

See you in June. Ranell



IN  
THIS  
ISSUE

Biography Corner 11  
Birthdays 5  
Block of the Month 7  
Calendar of Events 9  
Classes 10, 11  
Door Prizes 5  
Guild Challenge 4, 6  
Coffee Break 5  
Community Quilts and Stockings 3, 9  
Library Corner 8  
News 5  
Officers and Chairmen 9  
Our Guild This Month 1  
Q & T Corner 6  
Show and Tell 5  
Speakers 1, 3  
Workshops 3, 4

## Community Quilts Workshop

The next workshop is on Saturday June 26, from 9 a.m. to 3:30 p.m. in the Garden Room at Samarkand. Thanks to all of you who took home all the kits from the rear of the room at our last guild meeting. Perhaps they will be completed. You can bring them in to the finished pile, ready for a Coastal Quilter label. Also bring partially finished quilts, ideas for new ones to start, sewing machines, sewing supplies, rotary cutting equipment, etc. Plans to meet in May did not work out but we will tentatively have them every last Saturday of the month.

See you and your sewing machine and lunch on June 26.

Suzy Carter, Chairperson.

## Ricky Tims June Workshop Supply List

QUILTING CAVEMAN STYLE -  
Thursday June 10, 1999

### Supplies

**FABRIC:** An assortment of 100% cottons in a variety of colors. Cuts of 1/4 to 1/2 yard. Fat quarters are not recommended. Include a minimum of 10 fabrics - lights, mediums and darks. A stash of 20-30 will, of course, provide you with many more color choices. Bright colors combined with deep and dark colors will work well for this project. **SEWING MACHINE** and appropriate accessories. Rotary cutter and mat. Fabric scissors, paper and pencil, fabric marker, neutral thread, pins. Steam iron (share). **CAMERA** - to record your work and the work of others.

**LEAVE YOUR QUILTING INHIBITIONS AT HOME. WE'RE GONNA BREAK SOME RULES!** NOTE: This workshop is not advised for beginners.

## JULY WORKSHOP WITH LURA

Do you have wonderful quilts dancing in your head that never seem to get to fabric? If so, the July Workshop is your key to success. Lura Schwarz Smith will lead us thru Designing Art Quilts. Bring a photograph or simple drawing (your own to avoid copyright issues) for use in producing a pattern. Bring an 8 1/2 inch black and white zerox of above, if using a photograph. Bring an "I can do it!" attitude. That's it!!! If you want to read about Lura's art background and see a few of her quilts, check the November 1998 issue of Quilters Newsletter Magazine. To sign up or for questions call Karin Cooper (569-7125)

## AUGUST WORKSHOP INTERLACING BORDERS

Donna Hussain will teach you the A to Z of bias tubes - how to make them and how to create interlacing designs with them. Interlacing designs are found in many cultures all over the world - You will see them in India and Pakistan ... in Roman mosaics and in Celtic knotwork. You will see them in cathedrals and in the New York subway system...and of course, in our quilts.

### August Workshop Supply List:

Ruler, Needle, Thread, Scissors, Pins  
Marking tool (silver quilters pencil or blue chemical pen).

Muslin strip at least 6" x 14".

Pencil, Crayons, colored pencils or felt pens in three different colors.

If you have experience making bias tubes, bring four or five bias tubes 1/4" wide, at least 12" long, for use in class. Press the tubes with the seam to the middle of one side.

If you have never made bias tubes, Donna will supply you with tubes for your class project. You will be given a chance to make bias tubes at the end of the workshop. So bring your sewing machine, a fat quarter of fabric for making bias tubes, a cutting board and rotary cutter and a 1/4" bias bar if you have one. If not, you may use Donna's bias bar in class.

Optional: Bring unfinished quilt projects to class such as quilt blocks or quilt centers. We will discuss as a class how interlacing designs might enhance these quilts. Sign-up at our next meeting or call Karin Cooper.

## What is a Quilt Challenge?

Every year the guild offers a quilt challenge to the membership to make a quilt with a particular theme. The theme is always different and there can be additional parameters as well. Usually these quilts are a wall hanging piece with size limitations. There are always prizes for quilts voted by the membership as best in various categories.


Various themes we've had for the last several years have been the Yellow/Orange challenge, Women - the Good, the Bad and the Ugly challenge, and a challenge to make a quilt based on a Quotation. One year the theme, a song title, was expressed as a wearable garment and a particular piece of fabric had to be incorporated in the design.

With the approach of the year 2000 I chose "time" as a theme. I have noticed there are many idioms about time and it is a word that we relate to frequently in our day to day lives. So now as we prepare to celebrate a significant mark of time with the changing of the century stitch your "time-y" thoughts together with fabric and thread, and include a time piece (clock, watch, etc. Be creative here!) showing a time incorporated somewhere in the quilt. Maximum size is 40" X 40", which is the minimum size for entering the quilt into some other quilt shows.

Prize categories may include but not be limited to: Best use of theme. Best use of color. Best humor. Best use of embellishments and decorative thread. Viewers choice.

The challenge quilts will have two opportunities to be seen in the community. Antioch University will display them beginning in December and have them over the changing of the millennium. Grant House Sewing Machines will display them between the October meeting and when they go to Antioch.

For further information or questions, call Carol Meyer at 964-6056 (h), 967-3680(w), or SweetSeams@aol.com.



## JUNE BIRTHDAYS

Sandy Wilmot	3-Jun
Judyl Mudfoot	6-Jun
Beth Jones	7-Jun
Ingrid Engmyr	8-Jun
Phyllis Peterson	14-Jun
Barbara Asp	16-Jun
Kathy Iueland	16-Jun
Susan West	16-Jun
Colby Kline	20-Jun
Kristin Otte	21-Jun
Louann Schlichter	26-Jun
Marie Voyles	26-Jun

## May Door Prizes



In the merry month of May, the following members were kind enough to bring refreshments to the meeting:

- Martha Adams
- Ingrid Bergere
- Joann Conklin
- Hilde Heller
- Lynette Lishman
- Ruth Mcullin

Many thanks for your generosity, Linda and Betty, Refreshment Committee



You want to participate in our quilting demos and help offering chances on our opportunity quilt at Stow House on July 4th? Call Betty Kelley at 687-1443



## Show and Tell

Wow, our guild members are really cranking up their machines!

- Leslie Hogan, "Propeller"..
- Suzy Carter, charity quilt...
- Deena Winkeler, "Flame Dove II..
- Marcia Moore, two baby quilts...
- Michelle Peerson, "Fish Galore"
- Barbara Gregoire, "Space"...
- Harlene Bailey, 2 baby crib quilts...
- Karen Pickford, 3 Angel Quilts and "Lucky Stars" block of the month...
- Jane Manasse, stack 'n whack...
- Ingrid Engmyr, Blooming Ninepatch and baby quilt...
- Kristine Otte, "Grandmother's Hexgarden"...

Show and tell from the Santa Barbara Cloth Dolls and Friends:

- Carol Barringer, 3 Fairy dolls, Flower Spirit doll, and "It's hard to be a Floozie when you have so many freckles" doll...
- Erma Sheaha, French Cream doll....
- Liz Harper, Austrailian Gumnut Elf...
- Cecilia Puppo, doll with attitude...
- Marilyn Osgood, 3 dolls...
- Susan Geezik, 2 dolls...




\*Kaleidoscopic Firebirds by our member Michele Lyon was published in the June Quilters Newsletter Magazine.



\*Meet Jennifer Chiaverini, author of The Quilter's Apprentice at her book signing June 27, 1999 at 2:30 PM. Barnes & Noble, 160S. Promende Way, Westlake Village, CA 91360. You may visit her web site at [www.elmcreek.net](http://www.elmcreek.net). Info: [neiderbachg@vcss.k12.ca.us](mailto:neiderbachg@vcss.k12.ca.us).

\*The block of the month was won by Anita Allmon.



**Q and T Corner  
by  
the Unknown Quilter.**

**Recycle your fabric softner sheets**

Don't throw them away when you take them out of the dryer. Run your thread in a folded sheet to prevent tangling and knotting. Your iron won't glide well? When your iron is hot, iron on a used dryer sheet. It works maggic.(2nd tip is from Marty Froli).



**New Location**



**We want your input!**

Our next board meeting will be held at St-Andrew's Presbyterian Church on June 17 at 7 p.m. Join us to evaluate the possible new location.

St-Andrew's is located at 4575 Ayhay between Turpike and Modoc, one block south of Hollister next to the Living Faith Church.

**!!!!!!!!!!!!QUILT SHOW-QUILT SHOW!!!!!!!!!!!!**

Are we ready for a quilt show in 2000? There will be a meeting in the Samarkand's Craft Room on Wednesday June 23 at 7 pm to investigate the possibility of a show. The previous show chaiperson will present information about the 1998 show. Doing a show in 2000 would be easier then in 1998 and we would not have to reinvent the wheel since everything is documented and fresh in our minds. Coming to the meeting does not commit you to any job. See you on the 23rd.

**Quilt Challenge 1999**

**A Stitch in TIME**

What better TIME than now,  
As TIME marches on  
To put in your time  
To accept the challenge  
Of stitching a "Stitch in TIME".  
Time will tell  
How well you've used your TIME.  
Timing is everything.  
TIME is up October 14!

**The Challenge :** Pick a theme about time and include a time piece showing a time.

**Maximum size: 40" x 40".**

For questions: Call Carol Meyer at home, 964-6056, or work, 967-3680 or SweetSeams@aol.com.



**Books  
On the WWW**

No endorsement or recommendation is intended by the listing of these sites.

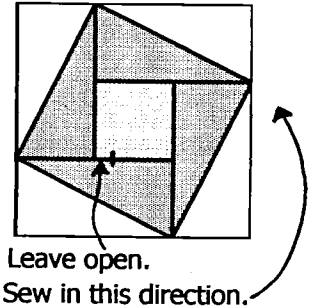
- [www.patchwork.com/library/AuthorList.html](http://www.patchwork.com/library/AuthorList.html)
- [www.quilt.com/Book/index.html](http://www.quilt.com/Book/index.html)
- [www.qbu.com/qbu-titles.htm](http://www.qbu.com/qbu-titles.htm)
- [www.planetpatchwork.com/bookstore/ppbooks.htm](http://www.planetpatchwork.com/bookstore/ppbooks.htm)
- [www.aqsquilt.com/aqs/booklist.html](http://www.aqsquilt.com/aqs/booklist.html)
- [www.wellspringgallery.com](http://www.wellspringgallery.com)

# Block of the Month – July

## Shutterbug

Unfinished size: 8½"

*The month of July is one when many people are vacationing. Here's a chance to use special novelty fabrics that you may find on your travels or already have in your stash.*



### Materials:

Use a novelty fabric for the center patch.

Match a solid material to your novelty choice for the 4 blades of the shutter.

Finish with a natural muslin for the outer background.

### Directions:

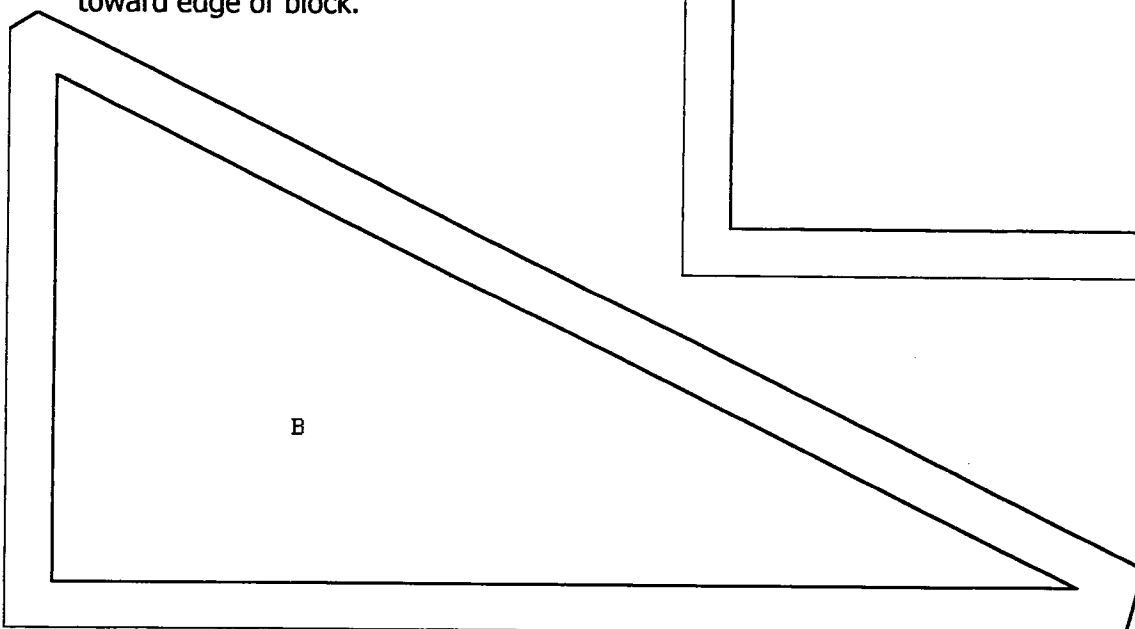
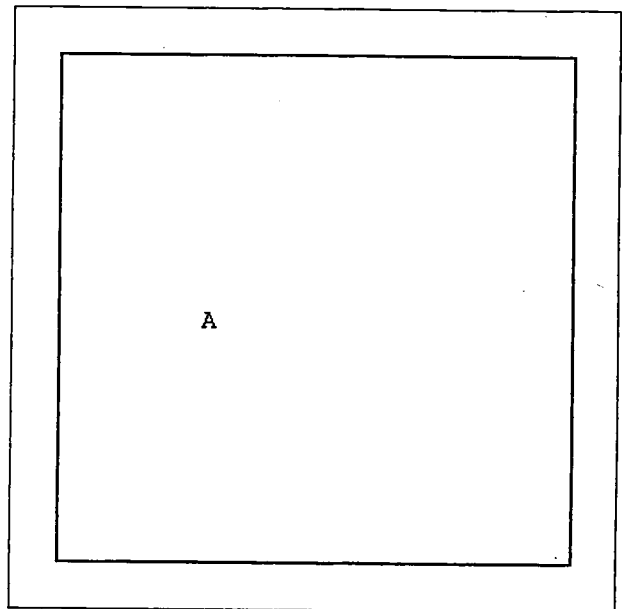
Cut **1 center**, template **A** from the **novelty** fabric.


Cut **4** of **solid** fabric, template **B**.

Cut **4** of plain, natural **muslin**, template **B**.

**Sew** one each of solid and muslin pieces together to form a rectangle using ¼" seam allowance. Press seam toward muslin fabric.

**Join** each of the rectangles, solid fabric inside, to the square center piece. Use a partial seam assembly to avoid inset seam. Line up the head of each patch with the edge of the center piece; leave ½" gap at the end of the first seam. Add the rectangles in a counter-clockwise order. When the last rectangle is added, finish the first seam to complete the block. Press seams out toward edge of block.





## Library Corner

Our newest purchase for the library is CLASSIC QUILTING OF SASHIKO, a Quilters Resource publication. This is our first sashiko book and seems to be the best to me- well-translated from the Japanese with spare but clear instructions and excellent color photos. Projects include everything from pot holders, bags, and a smock to wall hangings. Kathy at Blue Island stocks the white sashiko thread.

I won't be in town for the meeting this month so the library will not be present either. I wouldn't wish transporting the ten crates on anyone- anyway you need a pick up. BUT July will be another matter! We will be in our new quarters, hopefully, and the library will be permanently in situ. In the meantime, I will have a crate or two available to collect the books that were checked out for the month. If you wish to keep them, I will waive the overdue fine and see you in July.

Who would like to learn the ropes and be a co-librarian or substitute when I can't make the meeting? It will be much easier, of course, with the library books stored at the church. And it is such a pleasure to

work with the books and provide the materials (pun) members are looking for. Leave a message on my voice mail or e-mail and I'll get in touch with you. Thanks! Joyce Ball, 964-0144  
kamma@juno.com



**Guild Officers and  
Committee Chairmen**

**President:** Ranell Hansen  
**Vice President (Programs):** Ellen Richardson  
**Vice President (Workshops):** Karin Cooper  
**Vice President (Future Programs):** Susan West  
**Recording Secretary:** Leslie Hogan  
**Corresponding Secretary:** Sandy Wilmot  
**Treasurer:** Judy Stanton  
**Parliamentarian:** Betty Kelley  
**Block of the Month:** June Gerrad, Kristin Otte  
**Challenge Quilts:** Carol Meyer  
**Community Projects:** Suzy Carter  
**Coast Lines Editor:** Claire Fouquet  
**Door Prizes:** Debbie Sayers  
**Historian:** Carol Hamilton  
**Librarian:** Joyce Ball  
**Membership:** Diane Eardley  
**Newsletter Distribution:** Marilyn Martin  
**Nominations:** Evelyn Gorrindo  
**Refreshments:** Betty Shumaker, Linda Cassirer  
**Satellite Groups:** Judy Gorrindo  
**Southern California Council of Guilds  
Representative:** Lora Martin, Oleta Bennett  
**Special Events:**  
**Telephone Committee:** Harlene Bailey  
**Welcoming Committee:** Beth Jones, Suzy Carter,  
 Verna Smith  
**1999 Opportunity Quilt:** Kathy Pierce  
**2000 Opportunity Quilt:** Karen Pickford



Have you started to make the Christmas Stockings for Transition House??

At our next meeting we will show you samples. Some Christmas fabric will also be available.

Our goal is to have 100 stockings.

**Calendar of**



New Listings.

JULY

- \* The Art of Ruth McDowell, Through July 21, San Jose Museum of Quilts, 110 Paseo de San Antonio, San Jose
- \* Carson Valley Guild Quilt Show, July 24-25. Douglas County Fairgrounds, Gardenville, NV

AUGUST

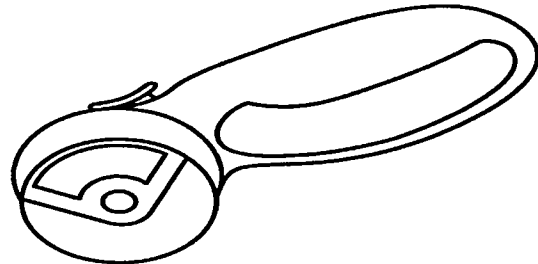
- \* TLC Quilters 1999 Quilt Show, Aug 6-7. West Covina.
- \* Tehachapi Mountain Quilters, Aug 6-7, Tehachapi. Info 821-6211.

SEPTEMBER

- \* 18th Annual San Diego Quilt Show, Sept 3-5. San Diego Convention Center, San Diego
- \* Autumn Magic. Citrus Belt Quilter's 99. Sept 11-12. Ca State University, San Bernardino.

**FROM THE COASTLINES EDITOR**

Your articles and non commercial ads are always welcome. They will be published in the following issue as long as they are submitted by the fourth Monday of each month.





## Maggie's Classes

### CONTEMPORARY QUILTS Wedding Quilts

At this time of the year, with weddings and the end of school, quilters often decide they need to make a gift for a bride or a favorite teacher. Ideas for group quilts, or patterns that lend themselves to being made by a group, such as signature blocks, pieced hearts, appliqued hearts, and multi-block quilts will be discussed and demonstrated in this class. Also a new quick method to make a Double Wedding Ring quilt will be demonstrated.

NOTE: class scheduled for Wednesday, June 9, from 7:00 to 10:00, will be held at the meeting of the Coastal Quilters Guild, at the Samarkand Community Center, 2550 Treasure Drive, Santa Barbara

Monday 1:00 to 4:00 Carpinteria, Faith Lutheran Church)

Wednesday 9:00 to 12:00, Wake Center, room 1

Wednesday 7:00 to 10:00, Wake Center, room 2

### Maggie's Fall Classes

Maggie has also submitted the following for the FALL (She has not received approval yet):

CONTEMPORARY QUILTING - (Monday afternoon, 1-4 pm, Carpinteria, Faith Lutheran Church)

OH MY STARS! - From traditional to contemporary, the theme of stars appears often in quilting. From the basic Ohio Star, through irregular stars, feathered stars, variable stars (including one version which is a tessellation) to the challenging Mariner's Compass, the design possibilities are limitless.

Students may decide to use one of the many star blocks in a design of their choice or may combine the various blocks discussed into an All-Star Sampler. We will explore how color affects the design possibilities of the star while we discuss various construction techniques.

### CONTEMPORARY QUILTING

(Wednesday morning, 9-12 am, Wake Center, room 1 unless otherwise announced)

FABRIC MANIPULATION! Often we find a piece of cloth to use in a quilt or garment that is the right color, but lacks textural appeal. Students will practice techniques that change the look and feel of a piece of cloth through a variety of techniques such as puckering, folding, gathering, pleating, layering, tucking, scrunching, ruffling, flanges, cording, embellishing, among others. Students are encouraged to bring sewing machines after the first class and fabric to practice the techniques demonstrated.

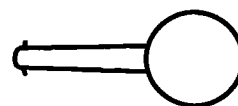
### CONTEMPORARY QUILTING

(Wednesday evening, 7-10 pm, Wake Center, room 2)

ONE OF A KIND QUILTS. Apply design principles to creating unique quilts. Learn ways to take your quilts from "ordinary to "extraordinary". Create a quilt with a personal theme or to highlight single unique blocks or panels. Applying a few of the traditional art design principles can go a long way towards improving our quilts, whether we prefer traditional quilting or a more avant-garde style.

Please feel free to write me back if you have any questions, or call me at 687-9685

Thank you  
Maggie Godwin Steward





## GETTING TO KNOW US... by Connie Stone

**Joann Conklin**, also known as "the vest lady", is our feature for this month. Who hasn't seen, and admired the vests that she makes, and is known for? At present, she calculates that she has approximately 25-30 in her closet.

Joann was born and raised in Pasadena, a real Californian. After school, she worked at Jet Propulsion Labs in the printing department, as a stripper (no, not that kind of stripper!).

She and her husband were then living in Tujunga, and wanted to get out of the smog, and into a nicer community, in which to raise their two children. After visiting several places, they chose Santa Barbara, and moved here in 1978.

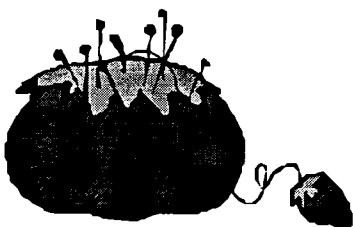
Joann was exposed to sewing all her life; her mom was a seamstress, and her grandmother was a men's tailor. She always made most of her own clothing. In the late '80's, she went to work for Beverly Fabrics in Goleta on a part time basis.

When her husband died in 1993, she was encouraged to take up quilting by the shop manager, and look at her now!

Joann also knits, crochets and embroiders, but says "just how many things can one crochet?" I guess that means quilting is now her main passion. Three or four years ago, she was encouraged to enter something in the Santa Barbara Fair & Expo. The three vests and lap robe that she entered all won first prizes!

Her daughter lives in Lompoc, and has four kids, and also drives for several vet clinics. Her son was formerly the captain of the Double Dolphin, and is now in the computer field. He has four step children.

Like many others, I look forward every month to see what beautiful creation "the vest lady" will be wearing.

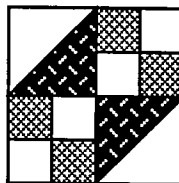


## Marty's Classes



# S U M M E R

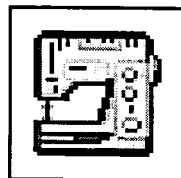
The 6 week Adult Ed Summer term begins Monday, June 7, 1999.



### Beginning Quiltmaking

A course for those who have never quilted and for those who want to sharpen their basic skills. Learn the fundamentals of quiltmaking while constructing a small sampler quilt. Covers traditional and contemporary techniques of piecing, appliqué and quilting.

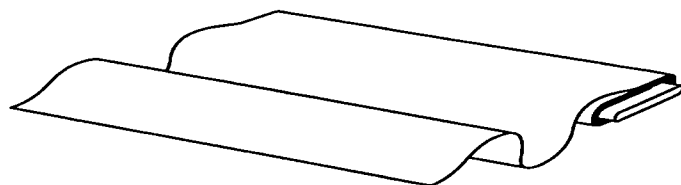
■ Marty Frolli  
June 8, 6 Tuesdays  
9:00 am - 12 Room T-2



### Introduction to Machine Quilting

Quilting, whether by hand or machine, is the array of decorative stitches that secures the layers of the quilt top, batting and backing. Machine quilting allows the quilter to complete a project in a much shorter time than hand quilting. Basic straight stitching and free motion quilting will be emphasized. Sewing machine required, including walking foot and darning foot.

■ Marty Frolli  
June 10, 6 Thursdays  
9:00 am - 12 Room T-2



## Coastal Quilter Guild

### Web page address:

<http://www.west.net/nonprofit/quilt>

### Membership:

Guild meetings are held on the second Wednesday of each month at 7:00 P.M. at the Samarkand Community Center, 2550 Treasure Dr. Santa Barbara, CA. Please car pool, parking is limited. Coastal Quilters Guild of Santa Barbara and Goleta is a non profit, educational and charitable organization. It is the purpose of the Guild to educate its members about the history and preservation of the art form of quilt making and its related topics. Also to learn new techniques, improve skills and to inform the community at large about our quilt making heritage.

### New Members and Membership Renewals:

Mail your membership form, check or Money Order for \$25 payable to: Coastal Quilters Guild, Inc.  
P.O.Box 6341  
Santa Barbara, CA, 93160  
Attn.: Membership.

### Coast Lines Newsletter:

Coast Lines is a monthly publication. The deadline for the newsletter articles is **forth Monday** of the month for the following issue. Send articles to:  
Claire Fouquet  
253 San Napoli Drive  
Goleta, CA, 93117  
or via e-mail  
[cfouquet@gte.net](mailto:cfouquet@gte.net)

### **Coastal Quilters**

of Santa Barbara & Goleta, Inc.  
P.O. Box 6341  
Santa Barbara, CA, 93160

NON PROFIT ORG.  
U.S. POSTAGE  
**PAID**  
Santa Barbara, CA  
Permit No. 688

