

# COAST LINES

Issue 5

May, 1999.


## May Speaker and Workshop

### Blanche Young

Blanche Young will present her lively "Trunk Show" and demonstrate her personal development as a quilter by showing many of her quilts. Her talks are full of fun and enlightening and she always has a lot of quilts! Blanche will be teaching a new way to do that dear old favorite, The Dresden Plate. GUESS WHAT? We have more openings for the workshop. YES the workshop IS NOT CLOSED. Call Karin Cooper (569-7125) now. This is likely to be Blanche's last workshop. Don't miss it! (\$30.00 plus \$7.50 for templates)

## Ricky Tims will be here in June

Signups are building for Ricky's Free Form Quilting Class. Don't be left out. His workshops sold out at Paducah. See his quilts on his website:  
([www.taqsstudio.com/newsite/gallery2.htm](http://www.taqsstudio.com/newsite/gallery2.htm))  
Have Fun!



## Lura Schawrz Smith Visits in July

Her first art quilt was done for her senior final project in painting class at S.F.S.U, where she received a B.A. in art. During that final year, she began to be interested in the possibilities of fabric and quilting as an art medium, and have continued to explore this. She is especially interested in various techniques of getting images onto fabric, especially Xeroxing and screening methods that allow drawing and painting on fabric. She likes working as directly as possible on the fabric, often using free-form piecing without pattern or template.

During the eighties, unaware of the existence of the quilt world, she produced, exhibited and sold work through several galleries. In the nineties, she joined a quilt guild and have been working more within the network of the quilt world. A recent work, SEAMS A LOT LIKE DEGAS, was awarded Best of Show in the Artistic Expressions competition at Quilt Expo V in Lyon, France, 1996. She is currently exploring further ways of working with fabric which allow her to access her love of drawing and painting and continue the journey of expressing the inner life through art.



Biography Corner 13  
Birthdays 4  
Block of the Month 8  
Calendar of Events 10

Classes 9  
Door Prizes 5  
Guild Challenge 6  
Coffee Break 5  
Community Quilts and Stockings 3, 7  
Library Corner 10  
News 5  
Officers and Chairmen 13  
Our Guild This Month 2  
Q & T Corner 5  
Show and Tell 4  
Speakers 1  
Workshops 3

## **OUR GUILD THIS MONTH**

**May 14, Wednesday, 7 p.m.**

Guild Meeting.

Bring donations for Community Quilts

**May 15, Thursday, 1-4 p.m.**

Blanche Young, GVCC

**May 21, Wednesday, 7 p.m.**

Board Meeting at Judy Stanton's house

2015 Santa Barbara Street

Santa Barbara

569-1152

**May 24, Monday, 5 p.m.**

Deadline for the April issue of Coast Lines

### **Ranell's Thoughts and Ideas!!**

Hello Quilters.

Spring... I love the extra time that daylight savings time seems to give us. Too bad I can't seem to get any more done.

The meeting change survey results were: 90 able to meet on Thursday, 12 not able to meet on Thursday, total of 106 members input. The board is taking this information forward and planning to view the proposed new meeting site. I know that changing a long-standing schedule is going to cause some inconvenience to some of us, myself included, but the board has been looking for a meeting site for over a year, and cannot find anything that meets our criteria that is available on Wednesday for a long term commitment. Here are some of the things we are looking for: Ample, well lit, easy access parking, meeting space for 200 + people, good lighting for the meeting room, accessible stage or platform, affordable rental fee, availability of P.A. system and slide screen, centrally located. Please let a board member know if there is a place we have overlooked that fits these requirements and is available on Wednesday nights.

Forth of July at Stow House is coming up very soon. Evelyn Gorrindo is our Nominating Committee Chair, and has not had any luck recruiting a person to be in charge of Special Events. This job would entail signing up volunteers to go to Stow House to demonstrate quilting. The chair needs to call around and sign people up for that event. It's not a hard job. But, if nobody wants to chair the committee, I will assume that it is because we do not wish to participate. Please talk to Evelyn or Ranell to volunteer for this position.

The Southern California Council of Quilt Guilds meeting was great fun. Five of us went down to Los Angeles together, and met with our counterparts from guilds all over Southern California. What I found out, besides getting some great motivating ideas, was that guilds all over are essentially the same. What we want to do most is to quilt. Our guilds provide us with a unique opportunity to learn new skills, and promote our love of quilting to the community.

Our Guild has a very exciting line up of speakers for the next few months. Ellen Richardson has done a great job at contacting speakers, and would like help in establishing a hostess list for those speakers. The hostess makes sure the speaker has meals and transportation, and may or may not be responsible for housing. Judy Stanton has graciously offered her guest house for our speakers to stay in. Thanks, Judy! If you sign up to host a speaker, you will be rewarded with a free workshop. It's a great opportunity to get to know a nationally famous quilting personality, and be of service to the guild. Watch the clipboard!

Happy Quilting, and see you in May. Ranell

## Blanche Young's May Workshop

Workshop is on Thursday May 15 from 9 a.m. to 3:30 p.m.

### NEW LOOK FOR DRESDEN PLATE WORKSHOP

#### FABRIC:

The units needed to make the "Plates" can be made from random scraps (100% cotton) so dig in your scrapbag. Don't be afraid of large or multicolored prints, plaids, stripes, polka dots, drab, plain janes, or just plain uglies. Anything goes. The more fabric, the more color, the more fun!

OR: Strips cut 6 inches wide. For 50 "plates" you will need approximately 80 6 inch by 22 inch strips. If you bring selvage to selvage strips, you can trade with one another when the strips are cut in half.

Border requires three yards of fabric. You may want to wait until your "plates" are together to choose your border fabric.

You will need 4 inch squares for centers (if using a variety of fabrics) or 4 inch strips of all centers are to be alike. This quilt is not complicated to make and placing the units together in their respective color families is just a lot of fun. If accumulating a lot of fabric is a problem, bring what you have, trade, or add to it later.

TEMPLATES are required and will be available at class for \$7.50.

SUPPLIES: Cutting mat, rotary cutter, sewing machine, paper scissors, medium color thread (gray or tan), 2 full bobbins, regular sewing supplies

AND: A good sense of humor!

Plan to arrive by 8h45 am to set up and be ready to start on time.

Bring snacks to share, a prepared lunch or lunch money. Coffee, decaf and an assortment of teas will be provided by the Guild. Location: Goleta Community Center  
5679 Hollister Ave, Goleta, Room 1 & 2.

## Community Quilts Workshop

The next workshop is on Saturday June 26, from 9 a.m. to 3:30 p.m. In the Garden Room at Samarkand. Thanks to all of you who took home all the kits from the rear of the room at our last guild meeting. Perhaps they will be completed. You can bring them in to the finished pile, ready for a Coastal Quilter label. Also bring partially finished quilts, ideas for new ones to start, sewing machines, sewing supplies, rotary cutting equipment, etc. Plans to meet in May did not work out but we will tentatively have them every last Saturday of the month.

See you and your sewing machine and lunch on June 26.

Suzy Carter, Chairperson.

## Ricky Tims June Workshop Supply List

QUILTING CAVEMAN STYLE -  
Thursday June 10, 1999

#### Supplies

FABRIC: An assortment of 100% cottons in a variety of colors. Cuts of 1/4 to 1/2 yard. Fat quarters are not recommended. Include a minimum of 10 fabrics - lights, mediums and darks. A stash of 20-30 will, of course, provide you with many more color choices. Bright colors combined with deep and dark colors will work well for this project. SEWING MACHINE and appropriate accessories. Rotary cutter and mat. Fabric scissors, paper and pencil, fabric marker, neutral thread, pins. Steam iron (share). CAMERA - to record your work and the work of others.

**LEAVE YOUR QUILTING INHIBITIONS AT HOME. WE'RE GONNA BREAK SOME RULES!**

NOTE: This workshop is not advised for beginners.

## JULY WORKSHOP DESIGNED FOR YOU

Do you have wonderful quilts dancing in your head that never seem to get to fabric? If so, the July Workshop is your key to success.

Lura Schwarz Smith will lead us thru Designing Art Quilts.

Bring a photograph or simple drawing (your own to avoid copyright issues) for use in producing a pattern.

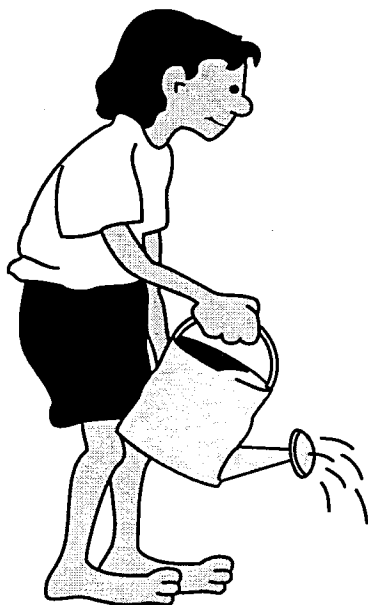
Bring an 8 1/2 inch black and white zerox of above, if using a photograph.

Bring an "I can do it!" attitude. That's it!!!

If you want to read about Lura's art background and see a few of her quilts, check the November 1998 issue of Quilters Newsletter Magazine. To sign up or for questions call Karin Cooper (569-7125)




## Taking Care of Our Guest!




We need a list of people to serve as possible hostess for our speakers. The duties may involve picking up the guest at the airport, bringing them to the guild meeting and workshop, having dinner with the guest and sometimes offer lodging. Make sure to sign up at our next meeting or talk

to Elen Richardson or Susan West. Thanks.

## MAY BIRTHDAYS



Ruth McMullin May 3  
 Judy Schiefen May 3  
 Lorna Morck May 4  
 Stephanie Smagala May 5  
 Lena Scharfeld May 5  
 Dorothy Gibbons May 8  
 Betty Libbert May 9  
 Susan Palmer May 10  
 Ursula Dial May 10  
 Aurora Gonzalez May 13  
 Tabby Pagliotti May 15  
 Michelle Peerson May 17  
 Margie Ramirez May 24  
 Susan Cochran May 25  
 Jean Macmillan May 29



Lots of show and tell at our last meeting!

Oleta Bennett: bright primary colors, hand quilted  
 Claire Fouquet: 2 large sampler tops  
 Lena Scharfeld: Durham wholecloth quilt  
 Mary Markow: log cabin variation  
 Nan Anderson: a vintage 1930s quilt  
 Susan West: flannel quilt "Very Vermont,"  
 Janet Berlin: "Stack'n Whack"  
 Kristen Otte: "Twinkling Star"  
 Pat Masterson: Community Quilt  
 Carol Barringer: a small glowing landscape,  
 Harriet Burk: two community quilts...  
 Ingrid G: "Wedding Ring"  
 Margaret Seidel: stained glass window  
 Ranell Hansen: vests



## April Door Prizes

We would like to thank the following sponsors for their doorprize donations for April:

Blue Blue Island Quilts -Fabric  
 P&B Fabrics -Fabric Squares  
 Beverly's Fabrics -Fabric  
 Quilting From The Heartland -  
 Quilting Book  
 Fairfield Mills -Batting  
 June Taylor -Dresden Cutting  
 Template  
 The Fabric Mill Oxnard -Oriental  
 Fabric  
 American Patchwork & Quilting -  
 Gift Certificate  
 Pro Chemical & DYE -Fabric Dye  
 Alaska Dyeworks -Fabric

I would also like to make a special acknowledgement of our premium sponsors. Without this source of regular reliable donations, our doorprizes would not be as attractive as they are today. Special thanks to Blue Island Quilts, Beverly's Fabrics and P&B Fabrics for their regular support.


Regards, Debbie.

Thanks again to each of you who brought refreshments! You know the way to our hearts is through our tummies.



Refreshments were provided by Harriet Berk, Pat Masterson, Pat Shewczyk, Janet Berlin, Barbara Asp, Judy Rys Betty Shumaker and Linda Cassirer.

Q and T Corner  
 by  
 the Unknown Quilter.



### Miniature Trash Can

Are you working on the road, in a waiting room, at your friend's house? Can't seem to find a place to put your threads, bent or broken needles? Then you need a portable trash can. Find a plastic jar (like non dairy creamer jars), cut a hole in the lid and voila. You have a portable and safe trash can. Unscrew the lid to empty and reuse.




The work of Kristin Otte, Norah McMeeking and Sharon Doyle was published in The Photo Transfer Handbook by

Jean Ray Laury new book. The block of the month was won by Ruth Kuykendall.



### WANTED-WANTED-WANTED

Connie Stone is putting together 25 blocks of the month for a charity quilt, and needs strips of green, 2" x 15", at least four strips per color. If you can help out, bring along to the meeting. Thanks.



Selling a bunch of Beanie Babies. Call Claire Fouquet at 968-7240 or email at cfouquet@gte.net.



Quilters never have enough time - to get bored.

When it comes to quilting, time takes a whole new perspective...

We don't keep track of time...

We loose touch of time...

We get lost in time...

What do you need to meet the guild's challenge?

**A BLOCK OF TIME?**

There's no time like NOW to get started

**153** days until the October meeting.

**The Challenge** : Pick a theme about time and include a time piece showing a time.

**Maximum size: 40" x 40"**.

For questions: Call Carol Meyer at home, 964-6056, or work, 967-3680.

## People's Fair

The People's Fair

Sponsored by SBCC Continuing Education

Saturday, May 22, 1999 10am - 3 pm

The Wake Center

300 N. Turnpike Rd.

Santa Barbara, CA

See the hidden talent of our faculty and student artists!

Buy artistic deals of the century!

Discover Continuing Education and what it has to offer you!

Bring the entire family for a day of fun filled with displays and demonstrations.

## Guild Officers and Committee Chairmen

**President:** Ranell Hansen

**Vice President (Programs):** Ellen Richardson

**Vice President (Workshops):** Karin Cooper

**Vice President (Future Programs):** Susan West

**Recording Secretary:** Leslie Hogan

**Corresponding Secretary:** Sandy Wilmot

**Treasurer:** Judy Stanton

**Parliamentarian:** Betty Kelley

**Block of the Month:** June Gerrad

**Challenge Quilts:** Carol Meyer

**Community Projects:** Suzy Carter

**Coast Lines Editor:** Claire Fouquet

**Door Prizes:** Debbie Sayers

**Historian:** Carol Hamilton

**Librarian:** Joyce Ball

**Membership:** Diane Eardley

**Newsletter Distribution:** Marilyn Martin

**Nominations:** Evelyn Gorrindo

**Refreshments:** Betty Shumaker, Linda Cassirer

**Satellite Groups:** Judy Gorrindo

**Southern California Council of Guilds**

**Representative:** Lora Martin, Oleta Bennett


**Special Events:**




**Telephone Committee:** Harlene Bailey

**Welcoming Committee:** Beth Jones, Suzy Carter, Verna Smith

**1999 Opportunity Quilt:** Kathy Pierce

**2000 Opportunity Quilt:** Karen Pickford





## Christmas Stockings for Transition House

The Guild has been invited to make Christmas stockings for Transition House, and the Board has decided to include this activity as part of our Community Project. The stockings will be filled with small gifts and given to participants of Transition House's programs at their annual Christmas party in December. They need at least 100 stockings, so we would like to set a goal of every Guild member making at least one stocking. Transition House has asked that the stockings be fairly uniform in size and decoration. They have also asked that the stockings not be either too plain or overly decorated with expensive ornaments. Therefore, we ask that you design a stocking with a moderate amount of decoration. The stocking should be about 16-18 inches in length from the toe to top and about 5-6 inches across the top. Drawn on this page is a side-ways template for the foot of a stocking. We encourage you to trace this pattern as a template and then extend the lines of the stocking to a length of 16-18 inches from the toe. Decorate and embellish with Christmas designs as you desire. Materials are of your choice.

We will collect the stockings at the **November** Guild meeting, but we encourage you to start planning your stocking now. Any questions, call Diane Eardley at 963-8321.

# Block of the Month

## Orange & Plaid Peel

Unfinished block size: 6 1/2"

Make one section only.

*This month we'll challenge your skill in piecing curves with the Orange Peel block.*

### Materials:

Choose a warm-colored **orange or gold** fabric to be the "**peel.**"

Select a cool-colored **plaid** with **greens or blue/greens** for the **background.**

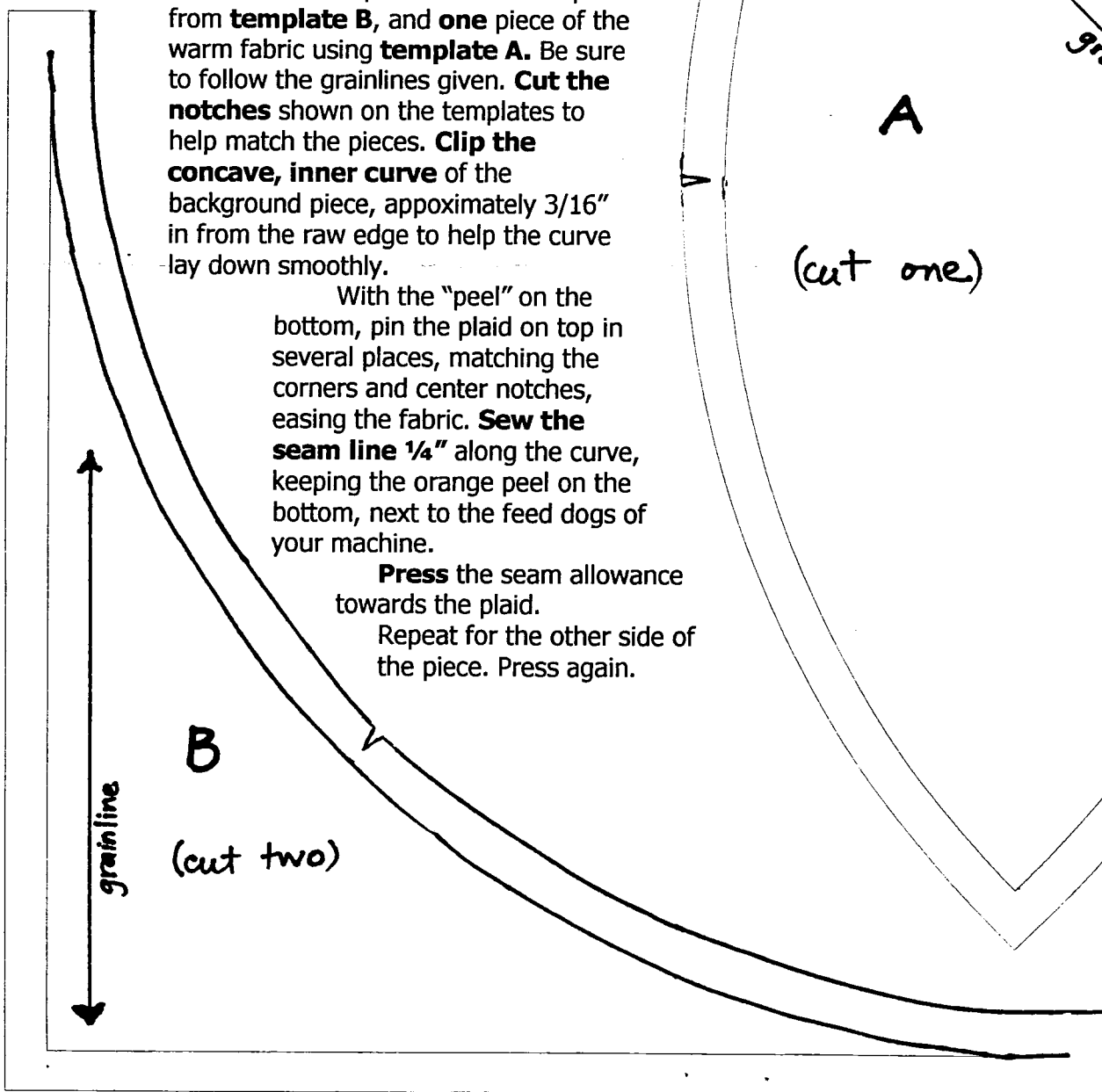
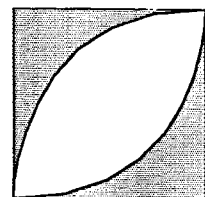
### Directions:

Cut **two** pieces of the cool plaid from **template B**, and **one** piece of the warm fabric using **template A**. Be sure to follow the grainlines given. **Cut the notches** shown on the templates to help match the pieces. **Clip the concave, inner curve** of the background piece, approximately 3/16" in from the raw edge to help the curve lay down smoothly.

With the "peel" on the bottom, pin the plaid on top in several places, matching the corners and center notches, easing the fabric. **Sew the seam line 1/4"** along the curve, keeping the orange peel on the bottom, next to the feed dogs of your machine.

**Press** the seam allowance towards the plaid.


Repeat for the other side of the piece. Press again.








## Plan Your Classes Now!



## S U M M E R

The 6 week Adult Ed Summer term begins Monday, June 7, 1999.



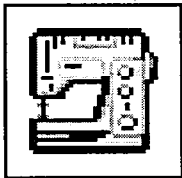
### *Beginning Quiltmaking*

A course for those who have never quilted and for those who want to sharpen their basic skills. Learn the fundamentals of quiltmaking while constructing a small sampler quilt. Covers traditional and contemporary techniques of piecing, appliqué and quilting.

■ Marty Frolli

June 8, 6 Tuesdays

9:00 am - 12 Room T-2



### *Introduction to Machine Quilting*

Quilting, whether by hand or machine, is the array of decorative stitches that secures the layers of the quilt top, batting and backing. Machine quilting allows the quilter to complete a project in a much shorter time than hand quilting. Basic straight stitching and free motion quilting will be emphasized. Sewing machine required, including walking foot and darning foot.

■ Marty Frolli


June 10, 6 Thursdays

9:00 am - 12 Room T-2



## F A L L

The 11 week Fall term begins Wednesday, September 8, 1999.



### *Beginning Quiltmaking*

A course for those who have never quilted and for those who want to sharpen their basic skills. Learn the fundamentals of quiltmaking while constructing a small sampler quilt. Covers traditional and contemporary techniques of piecing, appliqué and quilting.


■ Marty Frolli

Sept. 14, 10 Tuesdays

9:00 am - noon

Room T-2, Wake Center

Opt. fee: \$6 lab



### *Angel Quilts*

You'll enjoy stitching up these quick and easy angel quilts, while mastering various appliqué, piecing and quilting techniques. These small angelic wall hangings sing of charming figures, delightful prints and sweet adornments and they will make perfect gifts for friends and family.


■ Marty Frolli

Sept. 8, 11 Wednesdays

9:00 am - noon

Room 2, Wake Center

Opt. fee: \$6 lab



### *Holiday Quilts*

Create small quilts and quilted home accessories for the Fall holidays, inspired by apples, candy corn, pumpkins, maple leaves, stars, and poinsettias. Learn a variety of quilt making techniques, including crazy patch, quarter square triangles and paper foundation. These delightful projects are sure to dress up your home for the holiday season.

■ Marty Frolli


Sept. 9, 10 Thursdays

9:00 am - noon

Room T-2, Wake Center

Opt. fee: \$6 lab.





## Paper Piecing On the WWW

No endorsement or recommendation is intended by the listing of these sites.

Looking for wholecloth quilt tops, stencils visit:

[www.quiltit.com](http://www.quiltit.com)

[www.quiltingstencils.com](http://www.quiltingstencils.com)

[www.digiserve.com/kickass/wholeclo.htm](http://www.digiserve.com/kickass/wholeclo.htm)

For fabric origami visit

[www.critterpat.com/origami.html](http://www.critterpat.com/origami.html)

[www.owt.com/gdscott/fabcat.html](http://www.owt.com/gdscott/fabcat.html)

For LOTS of links

[www.geocities.com/Heartland/Woods/5050/qlinks.html](http://www.geocities.com/Heartland/Woods/5050/qlinks.html)



## Is your name here?

The following people have mistakes in their e-mail address. Please send an e-mail to [cfouquet@gte.net](mailto:cfouquet@gte.net) to correct the mistake.

Shelly Dixon, Jocelyn Becchio, Elisabeth Harper, Karen Pickford, Bev Vollaire, Linda Karpinen, and Kristin Lewis. Thanks.



## Calendar of




New Listings.

## JUNE

\* Contemporary Quilt Artists 4th Show, Carmel Valley Branch, San Diego Public Library Through June 27

## JULY

\* Carson Valley Quilt Guild Show, July 24-25, Douglas County Fairgrounds, Gardenville, NV



## The Library Corner

Anita Shackelford has written a book *APPLIQUE WITH FOLDED CUTWORK* that immediately, with its striking cover, reminds one of Hawaiian quilts or the paper snowflakes you made as a child. It is a centuries-old technique from many

cultures that she describes and illustrates beautifully with particular help in applique techniques. The 100 designs included run from the simple to complicated mathematical repeats.

*FIRM FOUNDATIONS* by Jane Hall and Dixie Haywood is their second book on foundation piecing and includes large sized traditional patterns for accurate piecing. Besides giving the reasons for and the fine points of foundation piecing, they include colorful block plates and quilts to inspire us to be ever more successful in our own quilts.

Jinny Beyer's *THE QUILTER'S ALBUM OF BLOCKS AND BORDERS*, another classic design book joins her other work, *PATCHWORK PATTERNS*, added last month to the library, to give us unlimited inspiration to create geometric designs in both traditional styles and those of our own creation.

If you like stories about quilters and our pioneer heritage, look into *PIONEER STORYBOOK QUILTS*. Mary Hickey has intertwined original stories of pioneer girls and families with directions for making simple doll-sized quilts that spring from the stories. Meant to capture the interest of young quilters, her good writing appeal even to sixty-year-olds. Her *A PIONEER DOLL AND HER QUILTS* with directions for making a doll and her wardrobe is out-of-print. Does anyone have a copy to donate to the library?

Donations! Our book sale at the last meeting netted the library \$70.25 and enabled us to buy the three new books for this month! Also collected were \$27.00 in overdue fines. That's money going to a good cause!

Joyce Ball, Librarian 964-0144





My husband and I wish to thank everyone who participated in the making of the two quilts that were presented to me for our son. The blocks were all obviously made with love and the fabrics for the sashing and backs along with the layout of each quilt enhance their total charm. The quilting on each one adds to the personality of the quilt and adds even more of a personal touch. Thank you to all of you. According to the labels, the participants were: Oleta Bennett, Ingrid Bergere, Linda Cassirer, Ursula Dial, Lynn Dishion, Doris Gilman, Maggie Godwin Steward, Ranelle Hansen, Lois Hodges, Nancy Horii, Faith Huxley, Lola Just, Marcie Langford (and Baby), Cindy Lansing, Lorraine Miner, Alice Neilson, Wendee Neilson, Michelle Peerson, Kathy Pierce, & Carla Zimmermann.

So far Fox has slept on and under each of the quilts. Right now his favorite parts seem to be the 3-D tails and ears. But soon we will be able to start practicing identifying colors, shapes, and animals.

Thank you again to everyone who helped make such love-filled quilts. If I left anyone off the list, please let me know so I can add you to the label(s).

Very sincerely,  
Deena Winkeler




## Quilting Retreat this Fall!

Kristin Otte is currently looking at possible sites for a retreat. She has looked at La Casa de Maria in Montecito and Rancho La Sherpa on Refugio Road. She needs your input and ideas. Do we

want to have a retreat further away from town? Do you know of a nice place? Call Kristin (683-4390) with your inputs.




The Fourth of July Celebration at Stow House will be here soon. We need volunteers for



quilting demonstrations, offering opportunities for our opportunity quilt which will be displayed. We also need someone in charge who will coordinate the volunteers and be the contact with Goleta Valley Historical Society. This is a great event not to be missed and we need your help to be well represented. Call Ranell to enlist or sign up at the next guild meeting





## Mother's Day

People say mothers are the binding force in a family. You never think about it too much but no one else in your life will influence you more than your mom. Mothers pass down traditions and values that they have learned from their mothers. They teach us right from wrong, our left from our right, how to walk and especially how to love. Mothers are the people that make sure we are not influenced by the wrong crowd.

My mother has done all that and more for me. One of my earliest memories of my mom is when she made my brother go back to a store and apologize for stealing a pack of Life Savers. She started us on the straight and narrow early so we would not end up in gangs by the time we were 11. I remember going to the beach on the weekends, and when we would leave she would make my brother and me pick up all our trash and any we saw on the way out. It is what she was taught to do to keep the beach nice for everyone else. I didn't know it then but I was helping to preserve the environment for my children. Growing up I rarely ever ate tuna because it killed dolphins. Now recently people are starting to boycott tuna, my mom had me doing it subconsciously before it was the thing to do. My mother was the first person to get me to ride a bicycle. I bet she would have never guessed then where it would take me today.

When my dad left she kept her head up high and carried on in life. By herself she raised my older brother and me. She showed us that you do not need two parents, if you have one that really loves their kids and wants the best for them. She gave us strength and hope. She taught my brother and me to cook and sew, so we could do many of the daily chores while she was at work. These are all skills and talents I will keep and pass down to my children. My mother has been the biggest influence in my life. She has believed in me when no one else did, she kept hope when everyone else lost it. She never said I could never achieve a goal. I just hope some day to make my mother very proud.

Every person here should be grateful they have a mother. They are the reason we are here today. Mothers are the reason we are who we are. Without mothers none of us would be in this room tonight. Without mothers we could not know what is right or wrong. I encourage every one of you to go home and tell your mothers how much you love them. Tell them what a difference they have made in your life. Every person should be happy they have a mom, but I am the happiest because I know I have the best.

Written by one of our member's grandson.





## GETTING TO KNOW US... by Connie Stone

Our vice President in charge of workshops, Karin Cooper, and her daughter Elisabeth both belong to our Guild, and are very active members.

Karin was raised in New York City, and took the long way around to Santa Barbara. She, her husband, four sons and Elisabeth lived in London, Paris and Norway, as well many other places for extended stays. Her husband is in the film business, which explains their peripatetic lives.

During their time in Europe, Karin had the opportunity to meet, observe, and work with many of the great European directors. After staying home and taking care of her five children, she started working in the film business, in Paris, as a script, the liaison between the director and the editor.

The Cooper family returned to the U.S. in 1980, and lived in Los Angeles until 1992, before moving to Santa Barbara. Elisabeth had been in school here, and they were tired of the drive, so they decided to make the move to be closer to her.

Karin was taught to knit by her baby sitter when she was five years old. She has also done embroidery, needlepoint and counted thread embroidery, as well as dressmaking. She taught herself to quilt in 1976, when she was in Europe, and cut everything out with scissors, and says she had no idea what quilting was all about, but thought she knew! Elisabeth was taking a class with Norah McMeeking and when Karin accompanied her to the class, she

realized she knew nothing about quilting!

The eldest Cooper son is an investment banker in New York City. Son #2 is a still photographer, who lives and works in Los Angeles; though at present, he, his wife and three babies are in Malaysia. Son #3 is a screenwriter who lives in Paris with his wife and two children. Son #4 is a businessman, and lives in Berkeley. Daughter Elisabeth lives with her parents here in SB. She is an artist, quilter, and athlete with the special Olympics. Her specialties are basketball and soccer.

We will probably never see any of Karins quilts, because she intensely dislikes the limelight.

The Coopers share their home with a German shepherd and two Burmese cats.

### Iced Cucumber Soup (serves 6-8)

5 cucumbers, peeled and seeded  
Juice of one lemon  
1 small onion  
1 head of lettuce  
3 cups chicken stock  
1 pinch nutmeg  
1 pinch cayenne pepper  
1 tbs mint leaves  
1 cup cream (low fat milk or heavy cream will work)  
3 tbs chopped chives  
Salt to taste

Put the stock, cucumber, onion, lettuce, nutmeg, cayenne pepper, mint and salt in a stock pot. Cook for 30 minutes. Liquify in the blender. Add cream and chill. Chill the soup bowls in the freezer. Before serving add the lemon juice. Sprinkle the chopped chives in each bowl.

## Coastal Quilter Guild

### Web page address:

<http://www.west.net/nonprofit/quilt>

### Membership:

Guild meetings are held on the second Wednesday of each month at 7:00 P.M. at the Samarkand Community Center, 2550 Treasure Dr. Santa Barbara, CA. Please car pool, parking is limited. Coastal Quilters Guild of Santa Barbara and Goleta is a non profit, educational and charitable organization. It is the purpose of the Guild to educate its members about the history and preservation of the art form of quilt making and its related topics. Also to learn new techniques, improve skills and to inform the community at large about our quilt making heritage.

### New Members and Membership Renewals:

Mail your membership form, check or Money Order for \$25 payable to: Coastal Quilters Guild, Inc.  
P.O.Box 6341  
Santa Barbara, CA, 93160  
Attn.: Membership.

### Coast Lines Newsletter:

Coast Lines is a monthly publication. The deadline for the newsletter articles is **forth Monday** of the month for the following issue. Send articles to:  
Claire Fouquet  
253 San Napoli Drive  
Goleta, CA, 93117  
or via e-mail  
[cfouquet@gte.net](mailto:cfouquet@gte.net)

### **Coastal Quilters**

of Santa Barbara & Goleta, Inc.  
P.O. Box 6341  
Santa Barbara, CA, 93160

NON PROFIT ORG.  
U.S. POSTAGE  
**PAID**  
Santa Barbara, CA  
Permit No. 688

