
COAST LINES

Issue 3

March, 1999.

The President's Message

Hello Quilters.

As you read this letter, I will be recuperating from hip replacement surgery. I wanted more time to spend on my quilting projects.... heck of a way to get it. So in my absence, Ellen Richardson, first vice president, will preside over the March meeting.

For all you fans of exotic fabric, don't miss this month's meeting. We are privileged to have Koji Wada of Kasuri Dye Works speaking about oriental fabric, and traditional dyeing techniques. After the lecture we will have a chance to purchase fabric and have our questions answered.

National quilting day is coming up on March 20. Those who took kits last meeting to make blocks for the downtown display should have them completed and back to Diane Eardley by the meeting. Thanks to Diane for

coordinating this special community awareness project. Look for our display in the window of Betty's Fabric on State Street in downtown Santa Barbara.

Karen Heath and I visited Transition House this month. I was very impressed with their operation. Our own Peg Gard is a longtime volunteer at Transition House, and I am sure she can give you a first hand view of their program. One of the requests that they had was for Christmas Stockings. They need about 90 stockings. That sounds like a fun project for our guild members in, say.....June or July? We'll keep you posted.

The Board welcomes Leslie Hogan our new Recording Secretary and Evelyn Gorrindo, our new Nominating Committee chair. Thanks to both of you.

I will miss all of you at the March meeting, but I'll be back on my feet by the April meeting. Ranell.

FLIP THROUGH THE PAGES OF THIS ISSUE TO FIND OUT ABOUT THE EXCITING UPCOMING WORKSHOPS NOT TO BE MISSED.

We all wish Ranell a nice and speedy recovery. See you back on your feet soon!

In This Issue

Biography Corner 8
Birthdays 5
Block of the Month 11
Calendar of Events 10
Classes 7
Door Prizes 5

Guild Challenge 4
Coffee Break 6
Community Quilts 2
Library Corner 9
Membership Corner 5
Officers and Chairmen 10

Our Guild This Month 4
Q & T Corner 5
Recipe Corner 10
Show and Tell 6
Speakers 2, 4
Workshops 2, 3, 4

March Speaker

Koji Wada From Kasuri Dyeworks

Koji Wada from Kasuri Dye Works will be telling us about Japanese fabrics. Mr. Wada will also show us many examples of these wonderful textiles which will be available for purchase after his lecture.

Kasuri Dye Works has been offering their fabrics to quilters for the past twenty four years. Most of their selections are hand-spun, hand-woven, and/or hand-dyed, and are one-of-a-kind items, for these finer fabrics are never reproduced.

You should not miss this one of a kind presentation.

March Community Quilts Workshop

Workshop is on March 11 from 9 am to 3:30 pm. Plan to arrive by 8:45 am to set up and be ready to start on time.

Bring snacks to share, a prepared lunch or lunch money. Coffee, decaf and an assortment of teas will be provided by the Guild.

Location: Goleta Community Center
5679 Hollister Ave, Goleta
Room 1 & 2



Dear Coastal Quilters,

Thank you for the bouquet of blocks presented to me at the December meeting. The variety and color of each one reflects the unique value that I place on each one of you in the Guild.

I have spread them all out (and counted!) and have several ideas of how I might use them in a quilt--or perhaps they'll inspire me to (finally) enter the realm of "wearable art."

I already have the title though: "Friends don't grow on trees. . . they grow in gardens!"

Thank you so very much. Love, Norah

Dying Workshop

The March Workshop, to be held **Sunday, March 14** at Santa Barbara City College in Building LSG202 from 1-4 PM, will be led by Janis Gerry, head of the SBCC Interior Design curriculum.

Janis is widely respected in the community for her knowledge of textiles and dyeing techniques. The workshop will feature hands-on demonstrations of a number of hand painting and hand dyeing techniques, including Chinese and Japanese, in both silk and cotton. There will be about 10 workstations in the classroom.

April Speaker

Bonnie Lyn McCaffery




Bonnie Lyn McCaffery will be speaking about The Inspiration & Development of a Quilt Artist. We will witness the evolution of one quilter from traditional bed quilts to

contemporary wall pieces. You will see what has influenced some of the quilter's designs. In May 1988 Bonnie traveled to Austria to the European Quilt Market and International Quilt Expo VI on the Jewel Pearce Patterson Scholarship. Only one American quilt teacher is awarded this scholarship each year.

Visit her web site at
<http://home.ptd.net/~bmccaffe/index.htm>
ml

April Workshop



Bonnie Lyn McCaffery will be teaching layered dimensional quilting. You will learn her techniques as you create a flowered wall quilt. Imagine each segment of this small quilt being it's own batted quilt layer. Each segment is a separate batted quilt layer. Beads and ribbon add further dimension. This quilt is 18" x21". The cost will be \$30.00 plus \$2.00 pattern fee. Sign up at the March meeting or call Karin Cooper at 569-7125. See supply list

Supply List for April Workshop

This is a project oriented class that will also greatly add to your range of techniques.

Pattern: to be purchase for \$2.00

Supply List for April Workshop (continued)

Fabric:

3/4y for frame, cut 2 pieces, 18X22"

3/4y for background, cut 2 pieces
16x21"

1/4y for flower

1/4y for stem

1/4y for binding

Batting: low loft, 2 pieces 18x22",
2 pieces 9x18"

Other:

-1 spool Kreinik Heavy (#32) braid
or something similar.

-Large eyed needle to accommodate
heavy braid.

-30 beads with hole large enough for
braid (9 and 12 mm)

-1 button or bead for flower center.

-Sobo fabric glue and toothpicks.

-Rotary cutter (new blade), mat and
rulers.

-Fabric and paper scissors.

-Freezer paper.

-Sewing machine and supplies.

-Iron and ironing board (share)

-Thread to match fabric,
monofilament and neutral color
bobbin thread.

-Pins and seam ripper.

-Optional 1/2" Fastturn tube.

Workshop is on April 15 from 9 am to
3:30 pm. Plan to arrive by 8h45 am
to set up and be ready to start on
time.

Bring snacks to share, a prepared
lunch or lunch money. Coffee, decaf
and an assortment of teas will be
provided by the Guild.

Location: Goleta Community Center
5679 Hollister Ave,
Goleta
Room 1 & 2

May Speaker and Workshop

Blanche Young

Blanche Young will present her "Trunk Show" and demonstrate her personal development as a quilter by showing many of her quilts. Blanche will show how she developed her eye for color and her flair for using fabrics by sharing samples of both early and current work. We just can't stop working and learning, can we. Blanche will be teaching a new way to do that dear old favorite, The Dresden Plate.

Right after our quilt show in October, Blanche Young did a trunk show in Ventura. Several people from our Guild went to see and hear her talk. Everyone was delighted, no matter what the quilting preferences were. Blanche has long been known for turning nine patches into a myriad of wonderful quilts. She has written many books, some in collaboration with her daughter. She believes in techniques that are easy to do and produce great hassle free results. Her talk was full of fun and enlightening and did she ever have a lot of quilts!

The main reason we all made the trek to Ventura (no, it wasn't to shop) was Blanche had said she would no longer be doing lectures much less workshops. Thanks to Anne Braddock inviting her to Santa Barbara in a most persuasive way, we got a "yes" from her and Ellen Richardson followed through.

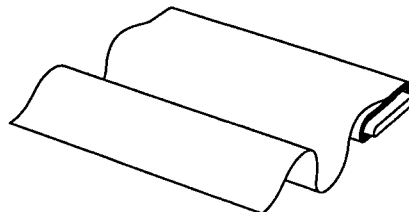
Blanche's workshop will be a kind of Dresden plate pattern she has come up with. She uses a template but I am willing to bet it will be a breeze to do.

So - be prepared to come to a wonderful talk and trunk show at Guild in May and get ready for what will be an outstanding workshop and undoubtedly great fun. Blanche has been a mainstay in

the quilting world for many years having taught her first quilting classes in the early 1970's. She has taught at Assilomar, too. This is a unique opportunity for all of us Coastal Quilters. Sign-up starts at the March meeting.

OUR GUILD THIS MONTH

March 10, Wednesday, 7 pm



Guild Meeting.

Bring donations for Community Quilts

Wanted: Juvenile Print Fabrics

March 11, Thursday, 9-3:30 pm

Community Quilts Workshop

March 14, Sunday, 1-4 pm

Dying Workshop at SBCC

March 17, Wednesday, 7 pm

Board Meeting at Judy Stanton's house

2015 Santa Barbara Street

Santa Barbara

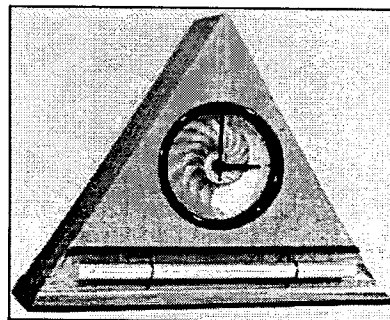
569-1152

March 22, Monday, 5 pm

Deadline for the April issue of

CoastLines

1999 Guild Challenge




A Stitch in
Time

See the flyer
and future
newsletters
for more
information.
Carol Meyer

February Door Prizes

Blue Island Quilts: fabric & patterns
 Me-M Fabrics: fabric squares
 Piecemakers: book
 Kaufman Fabrics: fabric squares
 Fabric Depot Santa Paula: gift voucher
 Mountain Mist: quilt history book
 P&B Textiles: fabrics
 Keepsake Quilter: patterns
 Thank you also to the members who donated door prizes.

Debbie Sayers



Satellite Group Meeting

Anyone interested in starting a new Satellite Group or joining an existing group is encouraged

to attend a premeeting at 6:15, Wednesday March 10th at Samarkand's auditorium (same place as the general meeting). So far we have a variety of quilters with different interests and time availability that are waiting to form new groups.

CALLING ALL EXISTING SATELLITE GROUPS! If you have an opening to be filled. Send a representative to the premeeting in March, see above, or call Judy Gorrindo 682-6592 and let her know when you meet and if you have any "rules" that are part of your group. She will try to match "newbies" for your group.

MARCH BIRTHDAYS

Allmon Anita	9
Cattoi Valerie	9
Alexander Peggy	10
Becchio Jocelyn	10
Pearson Marlene	14
Neilson Alice	18
Stone Connie	20
Pritchard Pam	20
Rigby Rae	21
Harper Elizabeth	22
Pratt Sheila	22
Miller Judy	24
Norton Mary	24
Harrah Jane	31

Membership Corner



The new roster will be sent to you in March by mail. If you have not yet renewed your membership, please do so either at the March meeting, or mail the membership form and a

check for \$25 to Diane Eardley, 618 Miramonte Dr., SB, 93109. Diane Eardley

Q and T Corner



by
the Unknown Quilter.

When you cut strips for your quilting project or have left over ones, use the sock hangers that comes with socks when you buy them (also ask friends to save them for you) to hang your strips. It is a wonderful way to keep your strips neat, and ready at a glance when you are planing a project. From Delores.



Show and Tell

Lots of show and tell at our last meeting!

Linda Hanna
 Marsha Welkons (Lover's Knot)
 Sheila Pratt (Garden Twist)
 Bonnie Orr (Valentine)
 Ruth Walters (Africa and Excitement)
 Carol Barringer (Mermaid Doll)
 Doris Gillman*
 Lois Hodges *
 Alice Neilson *
 Oleta Bennett *
 Nancy Horii *
 Ingrid Bergere *
 Linda Cassirer *
 Wendee Neilsen *
 (*Baby Quilt for Deena Winkeler)
 Lou Ann Schlichter (Stack Wacky Japan)
 Mary Cochrane (T Shirt Quilt and Antique quilt).
 Thanks for sharing your quilts with us.

NATIONAL QUILTING DAY

Please stop by Betty's Fabrics on March 20 to see the Guild's window display celebrating National Quilting Day. Twenty-five Guild members have made 12 1/2" star blocks to symbolize a bright future. The display will also have some instructional materials and Guild information to show the community some of our activities. The display will be up from March 17th through the 24th. After National Quilting Day, the blocks will be assembled into a quilt to be donated to a community charitable organization. The display is organized by Diane Eardley with the assistance of Betty Kelley, Betty Libbert, and Judy Stanton.




We thank Gladys Brown, Lena Scharfeld, Diane Iler, Gail Tinsley, Sheila Pratt and many others who contributed refreshments for the February meeting.

You all have been so generous we did not feel the need to have a sign-up for March. See you then. Linda Cassirer and Betty Shumaker

Santa Barbara Fair and Expo

"Promise of Tomorrow"

This year's fair will be held from April 28 through May 2. The entry deadline is April 10. Entry forms are available at Earl Warren Showgrounds and various locations around town. The fair committee is looking for volunteers to serve as hostess, quilt judging, quilt hanging and many other positions. To volunteer, please contact Louise Scuitto 831-634-1485 or Phyllis Keefer 967-7140.



On the WWW

The guild does not promote these sites in any way. I am just passing information along.

www.wcnet.org/ElectricQuiltCo
www.dilkie.com/quilting/htm
www.sulky.com
www.sewcity.com/sw-quilt.html
www.embroideryarts.com
www.compuquilt.com
www.aqsquilt.com
www.paperpanache.com





Classes this Spring

Some of these classes are proposed, not approved yet.

Maggie Steward

COLOR IN QUILTS -Back by popular demand! Explore color as it relates to quilting or other fiber arts. Enhance your ability to make fabric decisions by studying and understanding hue, value, and different harmony options (monochromatic, analogous, complementary, etc.). Includes weekly color experiments. New exercises will guarantee new experiences for the continuing student. No prior quilting experience required.

Mondays 1:00 to 4:00 on Mondays at the Faith Lutheran Church, Carpinteria, Wed 9:00 to 12:00 room 1, Wake Center.

Melody Bollay


Summer Applique. Wallhanging or lap size quilts with simple applique shapes of children activities (camping, fishing, etc.). Wake Center Wednesday 1-4 pm and Thursday 6:30 -9:30pm.

Norah McMeeking

Intermediate Patchwork and Quilting:


Creating 3-D Illusions in Quilts Use color, value and perspective for quilts with "depth" and the impression of three dimensions. This class features quilts based on traditional designs like 1000 Pyramids and Baby Blocks, together with perspective designs we'll create in class. Special attention will be placed on drafting, fabric selection and accurate machine piecing. Tuesday evening, Room 2 Wake Center, 6:30 to 9:30

Patchwork Piecing: Intermediate to Advanced Do you love piecing? Use the stunning tiled floor patterns of San Marco's basilica in Venice to improve your piecing by improving your technique for cutting patches, making templates, and finding the best and most accurate method for block construction. This class has been proposed, but time and place are depend on available classroom.



S P R I N G

Adult Education Spring term begins Monday, April 12th.
Schedule of Classes: NewsPress on Sunday, April 4th.



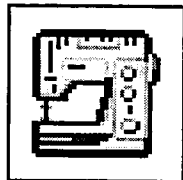
Beginning Quiltmaking

A course for those who have never quilted and for those who want to sharpen their basic skills. Learn the fundamentals of quiltmaking while constructing a small sampler quilt. Covers traditional and contemporary techniques of piecing, appliqué and quilting.

■ Marty Frolli

April 13, 8 Tuesdays

9:00 am - 12 Room T-2



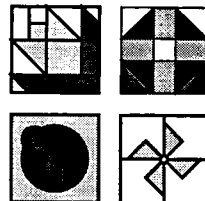
Introduction to Machine Quilting

Quilting, whether by hand or machine, is the array of decorative stitches that secures the layers of the quilt top, batting and backing. Machine quilting allows the quilter to complete a project in a much shorter time than hand quilting. Basic straight stitching and free motion quilting will be emphasized. Sewing machine required, including walking foot and darning foot.

■ Marty Frolli

April 14, 8 Wednesdays

9:00 am - 12 Room 2




Springtime Sampler Quilt

Quilters have long drawn inspiration from nature, the garden and the changing seasons. This Springtime sampler celebrates the new season with baskets of posies, bunnies in the garden and tulips of varying colors. Enjoy making a fresh new quilt to color your home, while learning a variety of quiltmaking techniques, including basic machine piecing and the paper foundation method.

■ Marty Frolli

April 15, 8 Thursdays

9:00 am-12 Room T-2



GETTING TO KNOW US...

by Connie
Stone

Carol Barringer arrived in Santa Barbara in 1990 from New Hampshire. She has graduated from the University of New Hampshire with a B.A. in Sociology. At UNH, she had designed her own major in Women's Studies. Since then, the University now offers that major, based on her design. Carol applied to several universities for her graduate studies, and was accepted by ten. Because she was seriously disabled, she needed a warmer climate, and a fellowship as she wasn't able to work. UCSB was one of the two who offered her both.

As most remember, 1990 was the year of the Painted Cave fire, and she wasn't sure there would be a university to attend. Fortunately, there was and she received a masters in Social Psychology. Her thesis was on the Process of Healing from Childhood Sexual Abuse, and at 321 pages, was the longest ever presented in the Dept. of Sociology.

At the moment, Carol is on a medical leave of absence from her PhD program, and is quilting and doll making. Carol was taught quilting by a friend in New Hampshire in 1979. The friend taught her how to draft the patterns, and how to make the templates from cardboard. She says if the rotary cutter was around, she certainly didn't know about it! Her first project was a king sized, hand pieced star sampler. The project needed 30 stars to complete, but when she finished 29, she divorced her husband. Now twelve of those stars are in a quilt owned by her son. The others are part of a top, and will stay that way for awhile.

She took classes with Maggie, and joined the Guild after attending the 2nd

Natural Impressions show, which was held at the Museum of Natural History.

Carol won a red ribbon at the '98 Ojai show for a water color rose garden, which was given to, and now hangs in the office of Dr. Cynthia Bowers of UCSB Student Health Services. In '99 she won a red ribbon for a radiant 9 patch, and a blue ribbon for a bargello landscape.

Carol enjoys gardening, doll making as well as quilting. She won a blue ribbon at the State Fair for her story teller doll, which is of the Native American tradition.


Carol's vision of the future of our Guild would be for us to increase our commitment to the community to spread the joy that quilting brings us as widely as possible. Hear, hear!

Windows on the Channel

The Southern California Handweavers will hold their "Windows on the Channel" conference at UCSB from March 23-28, 1999. There will be 1 and 3 day pre-conference seminars in spinning, weaving, basketry, felting, and fabric dying featuring internationally known instructors, an instructor's fair, vendor mall, and fiber exhibits throughout Santa Barbara. For general information and registration materials, contact Inta Zemjanis at 684-4441 or IZEM@aol.com. Look for their web site at www.casch.org.



Selling a Jiffy Steamer, model J2, never used. It is offered in the Spring '99 catalogue of Hancock's of Paducah for \$154.98, but you can get it right here in SB, brand new for \$79.95, obo, with NO S&H. Call Connie Stone, 966-6223



The Library Corner

We have just received Quilter's Newsletter's Pattern and Subject Index for the years 1995-1998. That makes our reference-only copy complete. Now you can find that article or block you've been missing!

For those of you interested in the history of quilts, check out our new copy of American Quilts and Coverlets from the Metropolitan Museum of Art.

Other new acquisitions:

101 Full-Size Quilt Blocks and Borders - the blocks are 9", the borders 3" to 6",
Glorious Patchwork by Kaffe Fassett- unexpected use of color, unusual materials, 25+ designs,
Navigating Compass Designs by Barbara Caron- sail through circular designs using various techniques- precision is emphasized,
Quilter's Complete Guide by Marianne Fons and Liz Porter- THE reference guide to technique!,
Really Sharp Piecing by Barbara Barber- a new and easy way of foundation piecing.

Is anyone interested in miniature quilts: I don't want to add books on the subject if there is no interest. How do you feel about videos? Let me know.

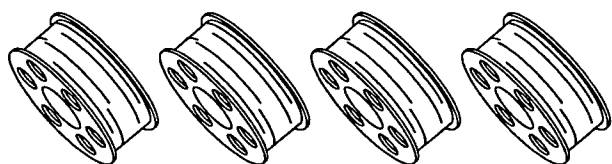
Chitra Press had given us a free subscription to their "Traditional Quiltworks". They also publish "Miniature Quilts" and "Quilting Today". See me at the meeting if you would like to subscribe to any of these at a 33% discount (if we have 6 subscribers.)

We have purchased a two-year subscription to "Quilter's Newsletter" for the Santa Barbara Public Library since they have no quilting magazines. They are quite grateful.

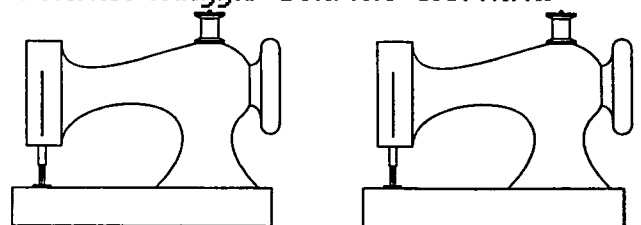
If your books are overdue, please be prepared to bring \$2 per book when you turn them in. It's better to send the book in on time with a friend if you know you can't make the meeting. Of course, I can just buy more books if you are late! You make the choice.

See you at The Samarkand. Joyce Ball 964-0144

Do any guild members have an architect husband or have any guild members worked with an architect who understands quilters and their needs? We will be adding a second story soon, and it would help to work with an architect who understands my needs for a quilting studio.
Contact Maggie Godwin-Steward.



Are there any guild members who are interested in repairing old quilts, turning old quilt tops or old blocks into quilts, or making standard bed quilts for strangers? I get more calls than I would like from people who want someone to do these things, and they are not projects that fit in my life. I would love to have a list of names and phone numbers to give to these people.
Contact Maggie Godwin-Steward.



Calendar of



New Listings.

March

- * National Quilting Day March 20
Visit our display at Betty's Fabric.

MAY

- * San Luis Obispo 1999 Quilt Festival
May 1-2. Veterans' Memorial Bldg. SLO.
- * Pine Tree Quilt Guild. May 1-2.
Springtime in the Pines 1999 "May Day" Grass Valley, NV.
- * Valley Quiltmakers and San Fernando Valley Quilt Association
Quilt Show, May 15-16. Airtel Plaza Hotel, Van Nuys.



Guild Officers and Committee Chairmen


President: Ranell Hansen
Vice President (Programs): Ellen Richardson
Vice President (Workshops): Karin Cooper
Vice President (Future Programs): Susan West
Recording Secretary: Leslie Hogan
Corresponding Secretary: Sandy Wilmot
Treasurer: Judy Stanton
Parliamentarian: Betty Kelley

Block of the Month: Carol Barringer, June Gerrad
Challenge Quilts: Carol Meyer
Community Projects: Karen Heath, Carol Barringer
Coast Lines Editor: Claire Fouquet
Door Prizes: Debbie Sayers
Historian: Carol Hamilton
Librarian: Joyce Ball
Membership: Diane Eardley
Newsletter Distribution: Marilyn Martin
Nominations: Evelyn Gorrindo
Refreshments: Betty Shumaker, Linda Cassirer
Satellite Groups: Judy Gorrindo
Southern California Council of Guilds Representative: Lora Martin, Oleta Bennett
Special Events:
Telephone Committee: Harlene Bailey
1999 Opportunity Quilt: Kathy Pierce
2000 Opportunity Quilt: Karen Pickford



The Recipe Corner

St.-Patrick's Day Artichoke Soup



1 1/2 pound canned artichokes, 1 leek (white part only), 1 onion, 2tbs butter, 2tbs flour, 6 c. chicken broth, 1c heavy cream (or milk), salt and pepper.

Strain and cut the artichokes and cook in melted butter for 8 min along with the chopped leek and onion. Add flour and mix well for one min. Add the chicken stock, season and cook for 30 min. Liquefy in the blender. Put back into the pot and add the cream or milk. Boil for 5 min. Serve garnished

with small tomato dice.

Block of the Month

SPRING CLEANING

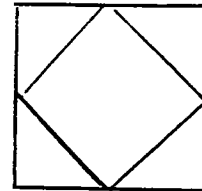
Is your bag or box of fabric scraps overflowing with those pieces too small to keep with your yardage and too large to throw away? Clean out your scrap bag this month with an easy block that's sure to please. The diverse colors and prints in each block will tie together harmoniously when combined with black.

MATERIALS: -scraps of various colors and sizes

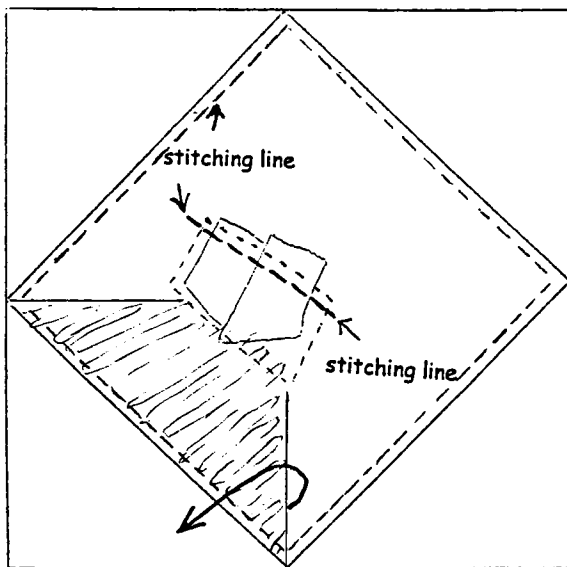
-two 6 $\frac{1}{2}$ " squares of solid black (or "reads as black") fabric

-a 10" square of muslin to use as a foundation

Using a pencil and ruler, draw diagonal lines on the muslin foundation from the midpoints of each side of the square. Turn the muslin over and draw the same lines on the other side (for reference).



Now take two scrap pieces, right sides together, and place in the center of the muslin square. Sew a line down the edge of the pieces (with about $\frac{1}{4}$ " seam allowance- no need to be precise). Press open so that right sides are visible. Take the next scrap and place it right side down so that it covers the raw edges of both previously sewn pieces and their seam (see diagram). Sew a line of stitching about $\frac{1}{4}$ " in from the raw edge. Press open and repeat the process, each time "catching" raw edges and seam allowance from the pieces already in place and pressed open. Starting from the center, you'll quickly work your way to the diagonal lines. Don't worry that you've covered them unevenly as long as you've covered them completely.



Place a black triangle right side down (if it has a right side) on the crazy-pieced portion as shown. Pin the triangle in place so that you can flip the muslin over to the side without piecing (pencil lines are visible). Stitch $\frac{1}{4}$ " inside the pencil lines. Flip the muslin over to the right side and press open. Repeat for remaining three triangles. Since we started with larger than required triangles, we have built in a flip-and-sew "fudge factor", and the excess black fabric should be trimmed away using the muslin foundation as a guide. Final block size is 10" X10" (9 $\frac{1}{2}$ " X 9 $\frac{1}{2}$ " finished).

Challenge: Make your block glow by using scraps with bright, pure hues or subtle pastel colors, both of which will play off of the black and create sparkle!

Coastal Quilter Guild

Web page address:

<http://www.west.net/nonprofit/quilt>

Membership:

Guild meetings are held on the second Wednesday of each month at 7:00 P.M. at the Samarkand Community Center, 2550 Treasure Dr. Santa Barbara, CA. Please car pool, parking is limited. Coastal Quilters Guild of Santa Barbara and Goleta is a non profit, educational and charitable organization. It is the purpose of the Guild to educate its members about the history and preservation of the art form of quilt making and its related topics. Also to learn new techniques, improve skills and to inform the community at large about our quilt making heritage.

New Members and Membership Renewals:

Mail your membership form, check or Money Order for \$25 payable to: Coastal Quilters Guild, Inc.
P.O.Box 6341
Santa Barbara, CA, 93160
Attn.: Membership.

Coast Lines Newsletter:

Coast Lines is a monthly publication. The deadline for the newsletter articles is **forth Monday** of the month for the following issue. Send articles to:
Claire Fouquet
253 San Napoli Drive
Goleta, CA, 93117
or via e-mail
cfouquet@gte.net



Coastal Quilters
of Santa Barbara & Goleta, Inc.
P.O. Box 6341
Santa Barbara, CA, 93160.

NON PROFIT ORG.
U.S. POSTAGE
PAID
Santa Barbara, CA
Permit No. 688