

◆ Coast Lines ◆

July, 1998

July Meeting

For July's meeting, Sharon Norbutas and Jenny Carr Kinney will informally show some of their quilts. Thursday Jenny Carr Kinney will provide a workshop on stuffed work by machine. Here you will be able to expand your machine quilting skills while achieving beautiful results with raised motifs - without cutting holes in the back of your work.

CORDED & STUFFED WORK SUPPLY LIST

Renaissance Project Kit (\$20 payable to the instructor) which contains:

- 100% cotton top & backing
- Six different battings
- Two specialty threads
- Yarn & Tapestry needles
- Specialty sewing machine needle

Students Bring:

- Sewing machine with zig zag capability, owners manual, 4 empty bobbins, extension cord
- Feet: Basic zig zag, darning foot (a must). Opt: Walking foot, 3 or 5 groove pin tuck
- Scissors, smaller than 8"
- Seam ripper
- Blue washout marker
- Straight pins or 35 safety pins
- Masking tape
- Thread - color: Natural, 100% cotton

REMINDER

**I WOULD APPRECIATE IF YOU ARE GOING TO MAKE 8" TOUCHY FEELYS TO TURN THEM IN BY AUGUST MEETING OR EARLIER. YOU MAY SEND IT TO MY HOME:
NANCY HORII
6052 PASEO
PALMILLO
GOLETA, CA
93117**



**NO TIME LIKE THE
PRESENT TO GET
TO SEWING!!!**

New Vice President for Future Programs Added to the Board

The board is adding a new vice presidency to our officer list. The first V.P. will be in charge of Current Programs and a new position, 2nd V.P. for Future Programs will be added. The workshops will continue to be coordinated by the 3rd V.P.

As most of the speakers are hired at least one year in advance, it is hoped that this new division of responsibilities will reduce the workload for all the V.P.'s. In this manner, the person hiring the speaker will still be 'on board' when the speaker is actually in town. Communication will improve, info about programs will be more complete and a working relationship will already have been established with one of the members by the time the speaker arrives.

This change will require finding volunteers who are willing to spend two years on the board. However, as several former program chairwomen have stated, they would enjoy being able to meet and work with the people they've hired.

Coastal Quilters Workshops

Place: Goleta Valley Community Center, 5679 Hollister Ave.

Time: 9:00 AM - 3:30PM

Fee: \$30.00

Bring a snack to share. Coffee and teas are provided.

Sign up for these workshops with Carol Meyer, 964-6056 (home), or work, 963-8956 (Grant House Sewing Machines).

July 9: Stuffed Work by Machine with Jenny Carr Kinney

Expand your free motion machine quilting skills with techniques that will add textural richness to your quilts. She will include an extensive presentation of different types of battings, threads, needles, and much more. At this hands-on workshop you will learn the many types of machine quilting stitches straight lines, gentle curves, stippling, filler patterns for many designs, simple and complex, and isolated quilting motifs. This class is for "competent beginners" and you will need a machine that does zig-zag. You will use an open toe foot, darning foot, walking foot, and pintuck foot.

Grant House will loan a limited number of new Bernina or Pfaff machines for this workshop for anyone who would like to try one. Please call Grant at 963-8956 to reserve a machine. You must pick up the machine Wednesday afternoon and return it Thursday afternoon.

August 13: Fabric Painting and Embellishment with Yvonne Porcella

Paint cotton and silk, and experiment with color mixing and various surface design techniques. Embellish a small square of your painted fabric with over-painting and burned silk applique to create unusual effects.

This class is full.

September 10: Community Quilts Workshop with Carol Barringer

Santa's helpers work all year long preparing special gifts, and so do those who help with the Guild's community projects. Be a part of the "Elf Corp" and spend the day making quilts to be given to Bethel House in December. This workshop is ☺ FREE ☺, and lunch will be provided for \$3.

Local Calendar of Events

- July 4 Stow House 4th of July Guild Demo
 July 8 Dinner 5:15 - Beto's Cantina
 Jenny Carr Kinney & Sharon Norbutus at
 7:00 pm Guild Meeting
 July 9 9:00 "Stuffed Work by Machine" Workshop
 12:00 Quilt Show Meeting - Goleta Com-
 munity Center
 July 15 Quilt & Wearable Arts entries due
 July 18 9:00 - 12:00 Opportunity & Challenge
 Quilts Program
 Guild to host SCCQG Nola Ferguson 684-
 5665 or Linda K. 563-0817.
 July 24 Community Quilt workshop - Blue Island
 Quilt Shop
 July 29 Board meeting, Newsletter Deadline.
 Aug 10 7:00 - 9:00 pm Pricing meeting for the
 Boutique @ Samarkand Craft Room.
 Aug 12 Guild Meeting with Yvonne Porcella
 Aug 13 Workshop "Fabric Painting and Embellish-
 ments."
 Aug 20 Community Quilt Workshop - Blue Island
 Quilt shop

Other Events of Interest

- July 12 - 16 Camp Watch-A-Patcher Concordia
 University, Irvine
 July 18 "Small Quilt Show and Auction" Central
 Coast Mall, San Luis Obispo
 July 25 Quilt Show and Featherweight Fanatics
 Gathering. Simi Valley Sr Center,
 3900 Avenida Simi, Simi Valley
 Aug 1 - 2 Quilt Daze Yorba Linda Community
 Center, 4501 Casa Loma Ave, Yorba Linda
 Aug 21 Fairfield's "Diamond Celebrity" Fashion
 Show, San Diego Convention Center,
 111 W. Harbor Dr, San Diego
 Sept 5 & 6 Mountain Treasures Quilt Show 1998
 Big Bear Elementary School, corner of
 Knickerbocker & Pennsylvania in the village
 Big Bear Lake.



COMMUNITY QUILTS GETS A NEW CO-CHAIR

by Carol Barringer

Guild members produced another successful workshop for the Community Quilt Project at Samarkand. Many wonderful quilts are in creation; UFO's get new life and those endless (we thought) four-inch squares now occupy a modest one half box.

Many thanks to everyone who has contributed to the fun and productivity - and especially to Diana Iler, who has not only stored most of the Guild's fabric stash (along with Karen Heath) but has also transported it from storage to workshops and back again, repeatedly. She has been central to the success of each workshop and I'm grateful to announce that Diana has agreed to be the co-chair for the Community Quilt Project. (Division of Labor: complaints? See Diana! Donations and compliments, see Carol.)

During the summer, two evening workshops - especially for those of us suffering post Adult Ed withdrawal symptoms - will be held at Blue Island Quilts, from 6 to 9 pm, Thursdays July 24 and Aug 20. Kits will be available at July and August Guild meetings. Batting may be obtained any time by calling Carol at 964-0839.

Welcome New Member!

Laura Nanna, 541 Alan Road, SB 93109,
 lnanna@juno.com, 687-4553 B/D 4/25

Returning Member:

Debra Rogers, 125 S Ontare Rd, SB, 93105,
 debra@silcom.com, 569-5277, B/D 8/27

***Barbara Asp has a new address: 4677
 Sierra Madre, SB, 93110

Vendors

by Sally Vizthum with help from Patty Winters, Kelly Gallagher-Abbott, and Wendy Price

As part of the council's commitment to the guilds, and the guilds commitment to it's Vendors we had two speakers. Kelly Gallagher-Abbott spoke on behalf of the Vendors and Wendy Price represented the guilds.

The Vendor Speaks

Kelly gave us a brief background of her company Jukebox. In the last 6 years there have been many changes in quilt shows, and other events that involve vendors:

Guilds should consider:

- ❖ The overall quilt market is still growing but the increase in sales has slowed dramatically.
- ❖ The number of guilds and the number of shows has increased.
- ❖ With all the expenses vendors may incur they need over 2500 visitors to a show to break even. This makes smaller shows not feasible though Kelly personally supports them.
- ❖ Decreasing the number of vendors at individual shows. It is tempting to increase the number of vendors, but this may cut the individual vendors profits in half!
- ❖ Decrease the frequency of their shows, every other year instead of every year.
- ❖ Decrease the overall number of shows by having joint shows
- ❖ Vendors need to be kept informed as much as possible about such things as, security issues, guild, fire and local requirements and even adjacent hotels.
- ❖ Food needs to be available nearby, and vendors need to be allowed to have food in their booths. But visitors should never be allowed food or drinks in the show areas. This protects the quilts as well.
- ❖ Vendors who are alone may need a break, guilds need to have a few volunteers for this, although most vendors do not travel alone. If a vendor needs help a flag could be posted at the outer edge of the booth to alert the vendor chairperson.
- ❖ Try to encourage camaraderie among vendors rather than competition. Having a vendor break room, where they can get to know each other. Or have a morning coffee get together.
- ❖ A wider booth is better than a deep booth. Ex 14' wide and 10' deep better than 10' wide and 14' deep.
- ❖ More and longer show hours not always helpful to vendors.
- ❖ A map of vendor locations in the show program is helpful.

- ❖ There should be notices in the program and some signs throughout the show stating no sketching or photography in the vendor booths. That is ok to photograph only the show display quilts, not vendor samples. Most vendor pattern and book samples are copyrighted, if you like a quilt, buy the pattern/book, to use as a reference.
- ❖ Let the vendors know how the show is going, attendance figures etc.
- ❖ Have a vendor survey at the end of the show

The Guild Point of View

The main goal of a guild show is as a fund raiser. The guilds request the following from vendors:

- ❖ Contracts need to be returned in a timely manner
- ❖ Deposit or full payment must be made in a timely manner. This helps the guilds who must pay in advance for facilities and other show expense
- ❖ Cancellation clause should be clear
- ❖ Fire/safety codes must be adhered to by all Vendors
- ❖ Displays should be attractive and easily accessible.
- ❖ Demonstrations of products always a good idea
- ❖ When selecting vendors guilds should request a booth photo and list of products they sell.
- ❖ A variety of different types of vendors help complement each other

Vendor Chairpersons

- ❖ The Vendor chairperson needs to be very organized
- ❖ Kelly said that Barbara McDowell from the Road To California and other shows is a good example. Barbara would be a good resource of information and ideas for being a good vendor chairperson.
- ❖ The Vendor Chairperson should be empowered by the guild to handle any problems that occur including disputes between vendors or safety issues on the spot.
- ❖ The Vendor chairperson should be available to the vendors.
- ❖ Kennalee Matson compiled a list of current vendors for the guilds. This was given to the reps to give to their show chairman or show vendor chair. Thank you Kennalee what a great reference

Guilds and Vendors must work together to achieve their goals, to make money and have a great show.

Boutique Sales Meeting

Aug 10, 7 - 9 pm, Samarkand Craft Room

This is an important meeting! We will discuss pricing marketing and displaying our items for sale. Luann, Ranell, Wanda and Harriet will be there to help us determine prices that will be fair to you and enable us to move the merchandise on the Show weekend. We want to make the booth full of exciting items for sale. For more information call Nola, 684-5665.

Southern California Council of Quilt Guilds

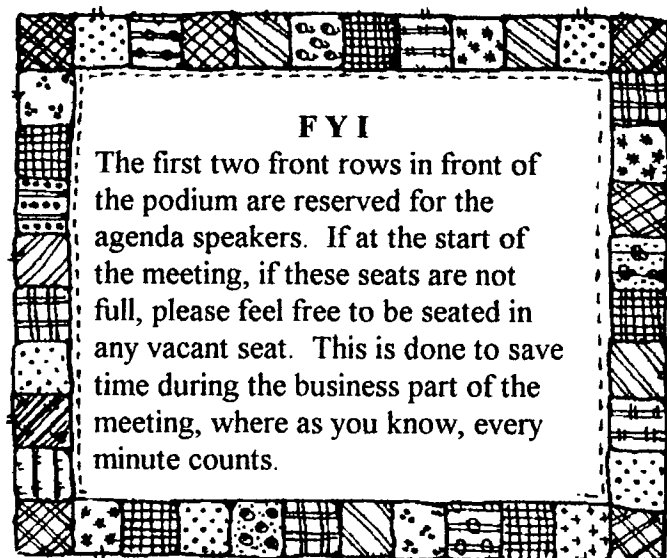
Saturday, July 18, 9:00 am to 1:00 pm.

We will be hosting the councils meeting so come and greet your sister quilters from all points in Southern California. We will be serving a light snack at 9:00 - so please sign up to bring treats.

The topic of the meeting will be "Challenges and Opportunities". It should be a mini quilt show.

Come and take part in this, our first meeting in the "North".

See you there, Nola



Pacific International Quilt Festival VII

If you are interested in working in trade for activities at the Pacific International Quilt Festival the rules are as follows:

Duties are to be available at designated areas of the show's special exhibitions and contest quilts. Assist persons who wish to "take a closer look" at specific quilts. There are two four-hour shifts available on Thursday, Friday, Saturday and Sunday and one shift on Wednesday for the evening preview to choose from. Volunteers will be given a complimentary half-day workshop or two complimentary lectures for each four-hour shift they commit to or a complimentary full day workshop for two shifts. There is a limit of two shifts per volunteer. A pair of white cotton gloves is required.



Fun on the Fourth

A salute to all of you who womaned the tables at the Stow House 4th of July celebration and a special tip of the hat to Special Events Chairman Wanda Livernois for pulling everything together.



WANTED!

Quilts: Bedsize to Baby; Wearable Art; Dolls & Bears to sell on consignment at Heartwarmers Mercantile. If interested, call Lou Ann at (805)640-1187, Wed - Sat, 10am - 5:30pm or Sun 11am - 4 pm.

FLAVOR OF THE DAY

What tastes so good on a hot day in August...while watching the Fiesta parade...or just in your garden, watching the flowers grow? Ice cream cones, of course!

Our cones are appliqued...do yours by hand or with a sewing machine blind stitch.

Be creative...add sprinkles, cherries, whatever your taste.

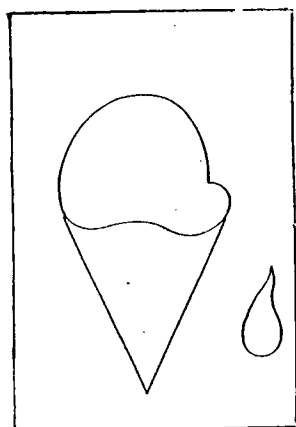

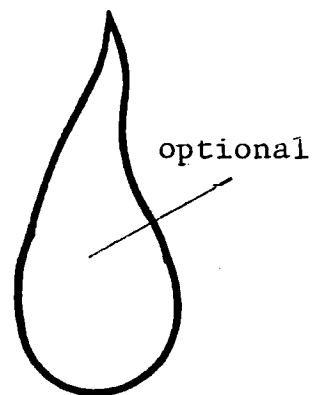
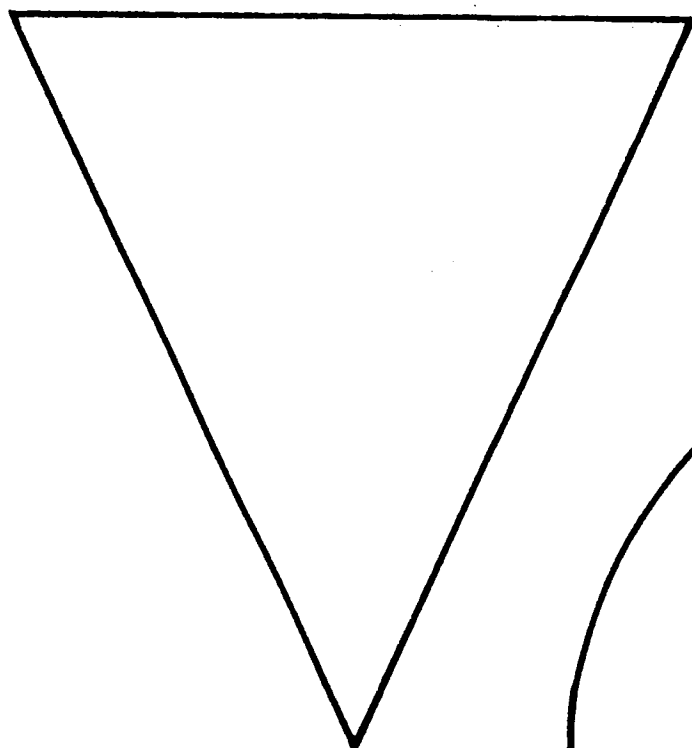
Background: white on white 6 1/2 inches by 9 1/2 inches

Cone: beige or brown or yellow

Ice cream: Your favorite scoop

NOTE: Don't forget to add seam allowance to the templates!

Questions? Call Lena: 682-3639 or Karin: 569-7125



10th Anniversary Monthly Mini Party Winners

Each month we celebrate our tenth anniversary year with a little mini party focusing on some aspect of a Guild activity mixed in with a little history.

Carol Boyce won for "Completing a challenge quilt or wearable art in the Guild challenge (32% of current membership has participated in this Guild activity).

Pat Shewczyk won for exhibiting her challenge at the Goleta Library. She represents 11% of the members who were part of the Guild's early history when the challenge quilts were on display at the Goleta library for a full month.

Maggie Godwin won for having her quilt in the Natural Impressions Exhibit (along with 16% of current membership).

Karen Pickford won for exhibiting her wearable art in other exhibits (22% have done this).

AND at the October quilt exhibit we should get 100% participation and be ALL winners!!!

Members whos challenge quilts were at the Goleta Library, Natural Impressions AND other exhibits are:

Mary Blaylock, Susan Cochran, Linda Estrada, Mary Frolli, Maggie Godwin, Judy Gorrindo, Zetta Hanna, Claire Hemke, Nancy Horii, Jan Inouye, Colby Kline, Norah McMeeking, Barbara Maxwell, Liz Steele & Pat Yamada.

Photographing Entries for the October Guild Show

By Jan Inouye

When you submit your entry form, the set up committee will need a photo print of your quilt or wearable art as a guide to hanging your piece in the best location. If you are unable to attach one with your entry, you can have it photographed at the July, Aug or Sept meeting. Bring your work in a bag with your name and phone # on the outside to the front table (to Jan Inouye, Diane Iiler or Faith Huxley) at the beginning of the meeting. You do not have to have a finished product but reasonably done for design & color content. After the meeting, you can pick it up again.

June Door Prizes

by Joann Conklin

Sixteen of you lucky ladies won door prizes in June. Thanks for participating. Prizes were donated by:

Sally's Quilt Quarters - Quilters Wrap.

Pat Stanovich - A basket of six inch squares.

Beverly's Fabric - Tape measure, pin cushion & a Lady Bears Pattern.

Piecemaker's Country Store- A "Tree of Life" Pattern.

Clearview Triangle - A book "Building Block Quilts".

Keepsake Quilters - A book "Favorite Foundation Pieced Mini's".

Threads - A book "Designing Knitwear"

Dritz - A crafters cutting kit.

MM Fabrics - Debbie Mumm squares.

JMP Designs - A "Heart & Home" mini quilt kit.

Robert Kaufman Fabrics - 10 sample packs.

Carol Hamilton - Art Quilt Magazine.

Grant House - A 6" square ruler.

Old Made Quilts - A Project Bag.

Blue Island Quilts - 2 packages of fabric.

There is a great line up of prizes for July. Hope you'll be among the winners!!!

BIRTHDAYS!!!

July 1	Leslie Hogan Rosalind Perry
July 4	Cindy Enderby
July 5	Harlene Bailey
July 9	Marilyn Osgood
July 10	Kathy Pierce
July 13	Carol Fay
July 14	Traci Hilden-Cope
July 15	Janet Larson Sharon Montross
July 16	Barbara Larsen
July 21	JoAnn Mailes
July 29	Judith Nybakken
July 30	Linda Cassirer Shirley Ofria
July 31	Connie Tafelski

~July 15 ~ July 15 ~ July 15 ~ July 15 ~ July 15 ~

It's Here! It's Time! JULY 15! This is the date all applications for the quilt and wearable art entries are due! PLEASE remember - you have until September to finish your projects, but now is time to let the committee know of your intent so they can do a better job of planning. REMEMBER, IT DOES NOT HAVE TO BE FINISHED TO ENTER!!!! If you have any reservations about submitting your work please re-read Norah's article in the last COASTLINES concerning entering a quilt in our show. It could not be said better regarding the benefits to you for doing so! Also, if for any reason you do not want a photo of your quilt to accompany your application, still enter. A photo is not an absolute - it only is a help to our hanging committee.

The committee met on June 17 with a full agenda. Several of us met with the caterer at Earl Warren to discuss food, including a pay your own way dinner the Friday night we plan to set up. More to come about that! Nola has set up a meeting for all those planning to sell at the boutique with some members who have expertise in the area of how to realistically price your creations. This will be on August 10 from 7:00 to 9:00 P.M. at Samarkand. Please note you have until September for boutique applications.

Judy Rys (964 - 5094) will be producing the signs that will be next to your quilt as it is displayed. It is a big job and she may need some help typing. If you have a computer and could volunteer some time in August, please

give her a call. She will fill you in on the technical details.

Diane Eardley will be in San Diego until the first of August - although she will return for both the Guild meeting and the Southern California Council of Quilt Guilds meeting we will be hosting in July. Betty Kelley will be away from mid-July through the beginning of August, also. Because of beginning a new business venture and to our regret, Faith Huxley asked to be relieved of her co - chairmanship. Alice Neilson has graciously volunteered to act as a contact person for anyone with show related questions at that time both of us are away - July 16 through the 29th. Because of vacation schedule we have had to change from our usual meeting night. The next show meeting will be on July 9th at 12:00 Noon. We will meet at the Goleta Community Center as several committee members are involved in the workshop.

In August we will sign up volunteers for the show. We will need white glove ladies, ticket takers, information and opportunity quilt table volunteers, door people, quilt hangers and collectors, etc.etc.etc. There will be sit-down jobs for those that need to do that. Keep Quilting!!

Diane Eardley and Betty Kelley
Co Chairmen

Coastal Quilters' Guild

10th Anniversary Member Challenge

“SEW They say....”



Theme: Create a wall hanging inspired by a quotation or book title.

New size: 36" x 36" or smaller
(or any configuration no larger than 144" in circumference.)

Due: September 9, 1998 Guild Meeting private showing, voting
Public display: October Guild Quilt Show

Source quotation & author or book title & author will appear on a display card next to your quilt. Anonymous quotes are also acceptable... even a quote by your Mother! Yes, your entry may be abstract, pictorial, or both.

Your Challenge:

1. The challenge is designed to give you and the viewer 'pause to think' about the words or literary title you have chosen as inspiration for your visual creativity. Do not copy another artist's drawings! The visual part of this challenge must be yours. Be creative in your own unique way. If you do not want to use a direct quotation or title, the entry may be "Inspired by..."

EXAMPLE: abstract or pictorial scene, "Inspired by: Alice in Wonderland by Louis Carroll"

2. Border/Binding: Take your creativity right out to the binding...we want to see really creative borders and/or bindings on your wall hanging...perhaps something you always wanted to try....here's your chance for a really different border... because imagination and creativity are unlimited!

3. In honor of our 10th Anniversary, incorporate TEN of something... 10 patchwork pieces, applique pieces, stripes, flower petals, polka dots, embellishments (10 of anything you wish) as part of your design.

Bonus Category for the truly ambitious:

You may include an optional technique: Use words on the surface of your wall hanging! Include the quotation itself (if it doesn't infringe on copyrights) or use a few words to "suggest" the quotation or title. Entries with this treatment will qualify for a special category.

There are many ways to add words....applique, shadow work, phototransfer, transfers using special iron-on computer papers, fabric pens, fabric paint or crayons, stenciling and of course fabric printed with alphabet letters in any language.

Sources of inspiration:

Historic quotations (see books on quotations)
Humorous quotations
Religious or Inspirational
Sage wisdom, Family Quotes
Words you can "live by"

Children's books
Classic book titles
Adventure
Romance

Do you have questions?



call Lynn Laughrin 962-6401

Blue Island Quilts

Summer Class Schedule 1998

We are pleased to be able to offer a variety of new and unique classes this summer. So put a little of that spare time you've got to good use, and try out a class from Blue Island Quilts!

Recycler's Revenge - A scrap class for those who aren't into planning detailed scrap quilts but want to use up some of that fabric! Use different sizes and types of scraps to achieve unique looks with familiar patterns. Four sessions - Tuesday 7-8:30 P.M., July 28, August 11, 25, September 8. Instructor - Kathy Pierce

Quilter's Boot Camp - A four session basic techniques class that will put you through quilting's basic training. Thursday evenings, 7-9 P.M., July 30, August 13, 27, September 10. Instructor - Kathy Pierce

Stack 'N Whack - An exciting new technique to turn those "what do I do with it" fabrics into fabulous quilts! No two quilts are ever alike. Saturday, August 1, 9 A.M. - 4 P.M. Instructor - Norah McMeeking

Effortless Art Quilts - Learn an easy new technique based on circular designs to create an artistically stunning quilt that looks like you worked so hard! Sunday, August 9, 11 A.M. - 5 P.M. Instructor - Norah McMeeking

Matchless Piecing - Why be limited to straight line geometric seaming? Learn to piece just about any shape, and any angle, with fewer of those picky cross seams to match. Saturday, August 22, 9 A.M. - 4 P.M. Instructor - Norah McMeeking.

Second Saturday Design Seminars - An ongoing monthly design workshop to help those working on representational designs (landscapes, pictorial, people etc.) to get new ideas and input on a continuing basis. Second Saturday of each month starting September 12, 10 A.M. - Noon. Instructor - Norah McMeeking.

Making Your Mark - Experiment with a variety of materials and techniques to create extraordinary quilt labels! Make your labels always be one-of-a-kind. Saturday, September 12, 1 - 4 P.M. Instructor - Norah McMeeking

Blue Island Quilts - 5140 Hollister Avenue, 683-0112

100

100

Coastal Quilter Guild

Web page address:

<http://www.west.net/nonprofit/quilt>

Membership:

Guild meetings are held on the second Wednesday of each month at 7:00 p.m. at the Sanmarkand Community Center, 2550 Treasure Dr., Santa Barbara, CA. Please carpool, parking is limited. Coastal Quilters Guild of Santa Barbara and Goleta is a non profit, educational and charitable organization. It is the purpose of the Guild to educate it's members about the history and preservation of the art form of quilt making and its related topics. Also to learn new techniques, improve skills and to inform the community at large about our quilt making heritage.


New Members and Membership Renewals:

Mail your membership form, check or Money Order for \$25 payable to:

Coastal Quilters Guild, Inc
P.O.Box 6341
Santa Barbara, CA 93160
Attn: Membership

Coast Lines Newsletter:

Coast Lines is a monthly publication. The deadline for newsletter articles is the last Wednesday of the month for the following issue. Send articles to my home: Jeanna ThunderHawk
5400 Hollister Ave
Santa Barbara, CA 93111
Attn: Newsletter



Coastal Quilters
of Santa Barbara & Goleta, Inc.
P.O. Box 6341
Santa Barbara, CA 93160

BULK RATE
U.S. POSTAGE
PAID
Santa Barbara, CA
Permit No. 688

