
◆ Coast Lines ◆

June, 1998

Fabric Faces from a Familiar Face

Our June meeting features returning Coastal Quilter Sharon Doyle, now a happy resident of Spokane, WA. Those of you who know Sharon will remember her energy and engaging personality. With an extensive background in design, Sharon 'took off' when she discovered quilting in 1990.

Since then her work has been juried into numerous shows, she has been a founding member of Thoroughly Modern Minis with Phyllis Peterson, has designed the display of both Natural Impression exhibits at the Museum of Natural History and has written for magazines - not to mention that her Elvis jacket was a hit in our wearable art challenge. Sharon seldom stays still.

Her Wednesday Evening talk will focus on the human portrait on cloth. People have long strived to capture personality with needle and thread. Not to mention embroidery, photo transfer, applique, rubber stamps and stenciling. Even some 'supernatural' talents have been brought into play (you'll see that at the meeting)! Illustrated with slides and good humor, the lecture will inspire and amuse you.

Sharon's talk will be followed with a fun and easy class on do-it-at-home photo transfer methods. With lots of ideas on how to use them! There are still a few openings left, the supplies are easy to come by and the cost is reasonable - so contact Carol Meyer today to sign up. Her phone at home is 964-6056 or work is 963-8956.

Next Community Workshop: Saturday, June 13, 9am to 3pm, Samarkand Craft and Garden Rooms. New fabrics!! Plus batting, kits, fun & doorprizes!

Insurance and Appraisals

As our Guild's October time fast approaches, there is so much to get done! One of the things every quilter should consider is the insuring of their quilts. In conjunction with obtaining event insurance, the show committee has taken the opportunity to make individual coverage available for those who exhibit their quilts at A Harvest Of Colors. (Details about this inexpensive benefit in coming months). Insurance is entirely optional, but, if you insure your quilts through the show or with a private policy, an appraisal will make enforcement of the policy much easier.

Written appraisals can be arranged once more before the show takes place. AQS certified appraiser Julia Zgliniec will return to Blue Island Quilts the first week in September. Remember quilts are always appraised as they are on the day the appraiser evaluates them (hint hint, they should be finished)! An appraisal at this time will make it easy to establish value for show insurance. Coverage is a real bargain at just *40 cents* per \$100 of value.

Guild member Linda Karppinen 563-0817 will be happy to provide you with more information on appraisals and insurance. You can email her at QALinKarp@aol.com.

May Door Prizes

What can I say about you nice ladies. You have shown such support, both in ticket purchases and donation of prizes!! I am truly grateful for how easy you make this job for me!! Our May prizes came from:

Fairfield Processing Corp: A full sized poly fil low loft pkg of batting.

Alaska Dyeworks: Pkt of 8 1/16 yd pieces of fabric in graduating colors.

P & B Textiles: Pkt of 4 fat qtrs of Oakland Museum fabric.

Ginger: Stork scissors.

Possibilities - Great Amer. Quilt Factory: Book "P.S.I Love You Two!"

Beverly Fabrics: Book "Square Dance"

United Notions & Fabrics: The Log Cabin Design Work Book.

Linda Estrada: Books "How To Make an American Quilt" and "Tips for Quilters" plus P & B samples.

Linda Karppinen: Two passes to the Beach Cities Quilt Show.

Blue Island Quilts: Five One yard pieces of beautiful floral fabrics.

Thank you so much!

Joann Conklin

For Sale

Original Quiltak Basting Tool

It has never been used other than trying it out & includes 1500 extra replacement clips.

I paid \$45 for it and am asking \$20.

Because of hand problems Im not able to use it

Bev Waters

682-7282

Quilts are a Huge Hit at Bethel House!!!

Ten Bethel House women made quilts at the Community Quilt Workshop held May 15. This was the first time that a Community Quilt Workshop has been held in conjunction with the recipient charity organization. Guild members paired off with Bethel House women as quilters new and old took over the Bethel House dining hall and adjacent rooms. From the Guild's stash of UFO's, kits and fabrics, each chose a project and was guided through the intricacies of planning and piecing, borders and backings, batting and basting. The women's enthusiasm and hard work was impressive.

According to Director Pat Francher, the women have continued to work on their quilts. Anita Allmon has volunteered to organize a group of Guild members to return in June and help the women finish their projects. We decided that the women should keep the quilts they made. The quilts are already providing comfort, increasing a sense of community and generating a lot of interest in developing these skills. We all know the therapeutic value of quilting!!! It was wonderful to pass on to these women not just the quilts, but the pride in doing it themselves.

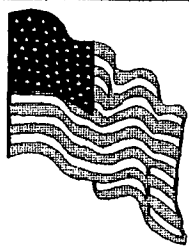
Carol Barringer

10th Anniversary Mini Monthly Party

The May trivia winner for quilting more than 10 years is Jane Harrah who represents 32% of our membership. Lorna Morck stores and hides fabric in more than one room in her house (surprisingly only 19 % of the members will admit to this!) Barbara Asp won as a quilter who worked on quilt(s) at the 'eleventh' hour for a deadline finish, joining 45% of us who share this common experience.

WELCOME NEW MEMBER

Gloria Valadon, 303 Calle Granada, SB 93105, 563-7494, BD 1/3.



4th of July Festival

Once again, The Coastal Quilters are fortunate to have a space at the Stowe House, July 4th Festival. Our truly lovely Opportunity Quilt will be on display. We will have opportunity

tickets available for donations. We need at least 3 members present for the afternoon shifts. Please give Wanda Livernois a call if you can help out. 961-2735 voice mail or 962-4247 home. I suggest you bring a wide brimmed hat, sunscreen and a quilting project for hand sewing. The festival is lots of fun and you'll get to know some quilters better. Please plan to join us.

Birthdays!!!

June 3	Sandy Wilmot
June 6	Marjorie Hall Judyl Mudfoot
June 7	Beth Jones
June 8	Ingrid Engmyr
June 11	Nancy Wood
June 14	Phyllis Peterson
June 15	Jeanna ThunderHawk
June 16	Barbara Asp Kathy Iveland Susan West
June 19	Verik Landru
June 20	Colby Kline
June 21	Kristin Otte
June 23	Cecilia Pippo
June 24	LouAnn Schlichter
June 26	Marie Voyles

QUILT SHOW SUBMISSIONS

Please note that each entry requires a separate form: One quilt = one form, two quilts = two forms, and so on. You may obtain as many forms as you need from a committee member or photocopy the form in your monthly bulletin. Please call Anne Braddock 687-4228 if you have any questions or you need a form.

Please feel free to submit forms when you know which quilt you want to enter.

Recipe Corner

Recipe courtesy of Broadway United Methodist Church UMW, Paducah, KY

LASAGNA

1 lb. ground beef
2-27 oz. Hunts Classic w/tomato and basil
4 C. grated mozzarella
1/4 C parmesan cheese
3 C small curd cottage cheese
12 lasagna noodles uncooked
2 eggs, slightly beaten.

Brown ground beef - pour off excess grease
Combine beef with sauce and heat thru.
Combine 3 C cottage cheese, eggs & parmesan. Pour 1/2 C sauce into bottom of 9x13 pan, top with noodles. Top noodles with 1/3 cottage cheese mixture, top that with sauce and top sauce with 1/3 mozzarella cheese. Repeat layers, should be 3. Note: Final layer should be mozzarella. Cover with foil and bake 1 hour at 350 degrees. Uncover and bake an additional 30 minutes. Note: Lasagna may be prepared the night before and baked next day.



To Carol Barringer, Community Quilts

I've been making a community quilt a year since joining Coastal Quilters. I only made the quilts because I felt an obligation to give to a charity.

But last year when I learned the quilts were going to the pediatrics intensive care unit at Cottage Hospital everything changed for me. Suddenly I remembered my own time in an intensive care unit in 1958, when I was 12 yrs old. How wonderful it would have been to receive a quilt made just for me during that lonely, scary time. Now, making a community quilt has taken on a whole new meaning. Thanks for the opportunity. Toni Smith.

Coastal Quilters Workshops

June 11: Photo Transfer to Fabric with Sharon Doyle

A few spaces are still available, \$30.

Learn to transfer black and white copies of photographs or artwork to fabric. Transfers may be hand-colored and transferred to any type of fabric. A variety of techniques will be demonstrated. Make several photocopies of 3-4 photographs at Alternative Copy shop on a recommended, Kodak 90 copier. The supply list has additional information about the type of copier you must use for this process.

July 9: Stuffed Work by Machine with Jenny Carr Kinney, \$30.

Expand your free motion machine quilting skills with techniques that will add textural richness to your quilts. She will include an extensive presentation on different types of battings, threads, needles, and much more. At this hands-on workshop you will learn the many types of machine quilting stitches, straight lines, gentle curves, stippling, filler patterns for many designs, simple and complex, and isolated quilting motifs.

August 13: Fabric Painting and Embellishment with Yvonne Porcella, \$30.

Techniques for painting cotton and silk will be demonstrated and you will get a chance to try them yourself. Experiment with color mixing and over-painting to create unusual effects.


September 10: Community Quilt Workshop with Carol Barringer, ☺ FREE ☺

Sign up for these Workshops with Carol Meyer. Work: 963-8956 (Grant House Sewing Machines), or Home: 964-6056.

Attendees at the workshops please bring a snack to share.

HARVEST OF COLORS: A Members' Showcase

October 3 & 4, 1998, Earl Warren Showgrounds



Rules:

1. All Boutique items must be made by member or spouse.
2. We reserve the right to accept or refuse items for sale.
3. The proceeds of the sale will be as follows: 80% to the artist and 20% to the Coastal Quilters Guild. All items must be prepared with seller's name - number securely attached.
4. Entry deadline will be September 3, 1998.
5. All participants in the Boutique should participate in one 3-hour block of time for staffing

Coastal Quilters Member/Seller

Name Address

City, State, Zip Phone/Day Phone/Evening

To assist the Boutique committee, please describe your item:

Item #1

Item #2

Item #3

Item #4

For Guild use only:

Sellers number _____

Hours preferred to work:
Saturday morning _____ Saturday Afternoon _____
Sunday morning _____ Sunday Afternoon _____

SECURITY ARRANGEMENTS: Every effort will be made to protect all Boutique items. Accounting and supervision will be strictly planned and maintained. Your participation is essential to this effort. Eating and smoking are prohibited in the exhibition hall. Coastal Quilters' show insurance does not cover the items for sale and must be obtained, if desired, by individual seller.

Signature of Seller Date

Coastal Quilters Guild, Inc. P.O. Box, 6341, Santa Barbara, CA 93160

Dear Guild members,

It took me most of last month to convince my son he'd feel left out if he missed the high school prom. I'd sure hate for any of you to miss out on our "prom," a Harvest of Colors. You don't even need a "date" because every dance is a solo. And best of all, any kind of dance is appreciated.

Whether or not you've ever shown your quilts before, we not only want them, but NEED them for our show. People are going to be coming from all over California for this show, and we want to be sure they have lots to see.

And not only quilters will be coming. Our friends and neighbors are perhaps our most important audience. We'd like to show them what our guild is all about—and that means including all our members.

And think how proud your teacher will be to see that quilt you started in her class or how happy your daughter will be if her graduation quilt is on display. I even know a few husbands who take great pleasure in seeing their wife's quilts being appreciated by others.

Like any dance or party, our show will have its share of Fred Astair's which dazzle everyone. But the Gavin McMeeking's have their own special charm to add to the festivities—and who knows? They could have the most fun!

I hope I won't have to work so hard as I did on Gavin to get all of you to come to our "prom." Use the entry form in this issue and take a load of a mother's mind.

Always in stitches, Norah

CQG Calendar

June 10, Wednesday

Guild Meeting

Speaker: Sharon Doyle on faces in quilting,
7 pm, Samarkand Auditorium

June 11, Thursday

Workshop: Photo Transfer to Fabric

Goleta Community Center, Hollister Avenue
To enroll: Carol Meyer, 963-8956 or 964-6056

June 13, Saturday

Community Quilts Workshop

9 am to 3 pm, Samarkand Craft and Garden
Rooms. Info: Carol Barringer, 964-0839

June 17, Wednesday

Quilt Show Meeting

7 pm, Samarkand Craft Room, all welcome

June 24, Wednesday

CQG Board Meeting and Newsletter Deadline

7 pm, 2047 Cielito Lane, info: Norah, 962-8511

July 4, Saturday

CQG Booth at Stow House

Come and quilt with us on the opportunity
quilt, or bring your own project. To volunteer,
contact Wanda Livernois: 962-4247

July 8, Wednesday

Guild Meeting

Speakers: Sharon Norbutus and Jenny Carr
Kinney on award-winning quilts, 7 pm,
Samarkand Auditorium

July 9, Thursday

Workshop: Stuffed Work by Machine with

Jenny Carr Kinney, Goleta Community Center,
To enroll: Carol Meyer, 963-8956 or 964-6056

Other dates of interest:

15th Annual Quilt Exhibit, May 30, 10 am to 5
pm, Assistance League of San Pedro-South Bay,
Saturday, 1441 West Eighth Street, San Pedro,
(310)833-4297

Stairway to the Stars, June 19, 10 am to 5 pm
and June 20, 9 am to 4 pm, LA County Quilters
Guild show, Florence Avenue Foursquare
Church, 11457 E. Florence Ave, Santa Fe
Springs, CA, (562) 860-8821 or (52) 422-2084

Jennifer Sampou of Kaufman Fabrics, June 22,
7 pm, Conejo Valley Quilters, Amgen Confer-
ence Center, Thousand Oaks, (805) 496-8148

Camp Watch-a-Patcher, July 12-16, for informa-
tion Claudia Redfern, (714) 499-1267

Quilt Daze, August 1, 10 am to 4 pm and
August 2, 10 am to 4 pm, Yorba Linda Commu-
nity Center, 4501 Casa Loma Ave, Yorba Linda,
(714) 777-2096, e-mail: yljack2@aol.com



COASTAL QUILTERS GUILD
of

Santa Barbara and Goleta
Presents

HARVEST OF COLORS:
A Members' Showcase of Quilts

October 3 and 4, 1998

Earl Warren Showgrounds: Warren Hall



Member-Exhibitor's Name _____ Phone _____

Address _____

City, State, Zip Code _____

To assist the Exhibit Committee, please describe your quilt:

Length _____ in, x width _____ in.

Predominant color(s) _____

Techniques: Please check all that apply.

____ Traditional ____ Pieced ____ Appliqued

____ Innovative ____ Mixed ____ Other

Hand: ____ Pieced ____ Quilted ____ Appliqued

Machine: ____ Pieced ____ Quilted ____ Appliqued

Special Techniques (Explain): _____

Quiltmaker _____ Quilted by _____

Owned by, if different from maker _____

Name of Quilt _____

Inspiration for, source of idea for, and/or pattern of quilt (25 words or less, please) _____

Is your quilt for sale? _____ If so, price of quilt \$_____ (A 10% commission will be due the Guild.)

You may submit more than one quilt. Please indicate the priority of this entry for inclusion in the show:

____ 1; ____ 2; ____ 3. A "1" indicates your first choice; a "2" your second choice, etc.

Please use a separate form for each quilt entry and submit by mail to:

Quilt Show Acquisitions Committee

P.O. Box 30962

Santa Barbara, CA 93130-0962

or, in person to: Anne Braddock (687-4228), Kathy Pierce (683-0112), or Judy Stanton (569-1152).

DEADLINE FOR SUBMISSION OF ENTRY FORMS: JULY 15, 1998

Committee Use Only: Date Rec'd: _____ Submission No. _____ Catalog No. _____



COASTAL QUILTERS GUILD
of

Santa Barbara and Goleta

Presents

HARVEST OF COLORS:

A Members' Showcase of Quilts

October 3 and 4, 1998

Earl Warren Showgrounds: Warren Hall

WEARABLE
ART

Member-Exhibitor's Name _____ Phone _____

Address _____

City, State, Zip Code _____

To assist the Exhibit Committee, please describe your garment:

Type: Dress _____ Shirt _____ Vest _____ Skirt _____ Purse _____ Other _____

Pattern Company _____ Number _____ Adult _____ Child _____

Predominant color(s) _____

Techniques: Please check all that apply.

Pieced _____ Appliqued _____ Embellished _____

Innovative _____ Mixed _____ Other _____

Special Techniques (Explain): _____

Garmentmaker _____

Owned by, if different from maker _____

Name of garment (if applicable) _____

Inspiration for source of idea for garment (25 words or less, please) _____

Is your garment for sale? _____ If so, price? \$ _____ (A 10% commission will be due the Guild.)

You may submit more than one garment. Please indicate the priority of this entry for inclusion in the show:

____ 1; ____ 2; ____ 3. A "1" indicates your first choice; a "2" your second choice, etc.

Please submit your entries by mail to:

Quilt Show Acquisitions Committee

c/o Joann Conklin (967-0095)

121 Walnut Lane

Santa Barbara, CA 93105

or, in person to: Karen Pickford (967-9588, or Robin Ruge (966-5882).

DEADLINE FOR SUBMISSION OF ENTRY FORMS: JULY 15, 1998

Committee Use Only: Date Rec'd: _____ Submission No. _____ Catalog No. _____

Information

This exhibit is a members' showcase, providing an opportunity for everyone to display their newest, best, or favorite quilt(s) at a large show. The committee urges each and every member of the Guild to submit one or more entries to this event.

Submit your written entry(ies) as soon as possible. It's not too early to reserve your place on the wall. Your quilt(s) can be currently unfinished or in process but must be completed by collection time. Every member of Coastal Quilters Guild is assured of the display of at least one quilt. Exhibit space permitting, additional quilts will be selected by lottery according to size. Please indicate the priority of the submitted entry; every effort will be made to honor your priority.

For purposes of this show, a quilt is defined as a fabric construction consisting of a front, filler layer, and back held together with stitching and made by the member-exhibitor. Cheater panels, tied quilts, and entries made from kits will not be accepted. Quilts may not have been hung at a previous CQG exhibit.

Security Arrangements: Every effort will be made to protect all quilts. Accounting and surveillance will be strictly planned and maintained. Eating and smoking are prohibited in the exhibit hall. Responsible white-gloved hostesses will try to keep all quilts in view at all times and will discourage touching by viewers. However, CQG show insurance does not cover the quilts. Each owner is responsible for insuring her own quilt(s) for loss and damage.

Label: An identifying label should be sewn securely to the quilt on the back of the lower right side stating the quilter's name, address, telephone number, and name of quilt.

Sleeve: A 4" sleeve must be attached to the back top. This provides a safe and secure means of hanging the quilt. Quilts without sleeves will not be exhibited. **Sleeve construction:** Cut fabric 9" by the width of the quilt less 2". Stitch a narrow hem on each end of the strip. Fold the strip in half lengthwise and stitch a 1/2" seam on the right side of the fabric, creating a long tube. Press the tube flat. Hand-stitch the top and bottom of the sleeve across the entire width of the quilt. Be sure the sleeve ends remain open for insertion of the hanging rod. Your finished tube will be approximately 4" to 4-1/2" wide.

Packaging: Each quilt should be delivered in its own pillow case with the maker's name marked in indelible ink in large letters on the hem. This will help keep the quilt clean and facilitate transport.

Details on quilt collection will be provided by September 1st.

For additional information, please contact a member of the Acquisitions Committee listed on the reverse side.

Happy quilting! We're eager to see your submissions on display.

TAKE OFF

School is almost out...faraway places are calling to us. Book your tickets and prepare to travel with a quiltful of airplanes.

Your plane will be a solid bright color. It flies on a background of sky/cloud fabric. The block will finish at 11 inches square.

Background: B, reversed B, E, reversed E, two J, F

Plane: A, C, D, G, H, K

ASSEMBLY:

Nose of plane: Sew a B and a reversed B to each side of A

Wing: Sew the nose strip to the wing (C)

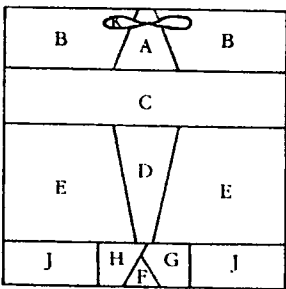
Body of plane: Sew an E and a reversed E to each side of D.

Tail: Sew F to G. Sew H to FG. Sew a J to each side of HFG. Sew to body of plane. Sew body and tail to wing.

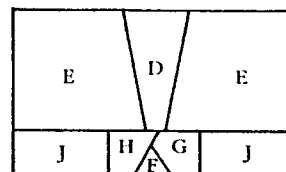
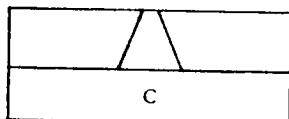
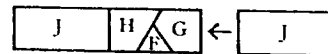
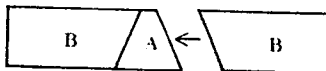
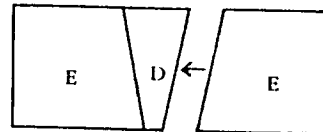
Propeller: Applique propeller (K) to nose of airplane.

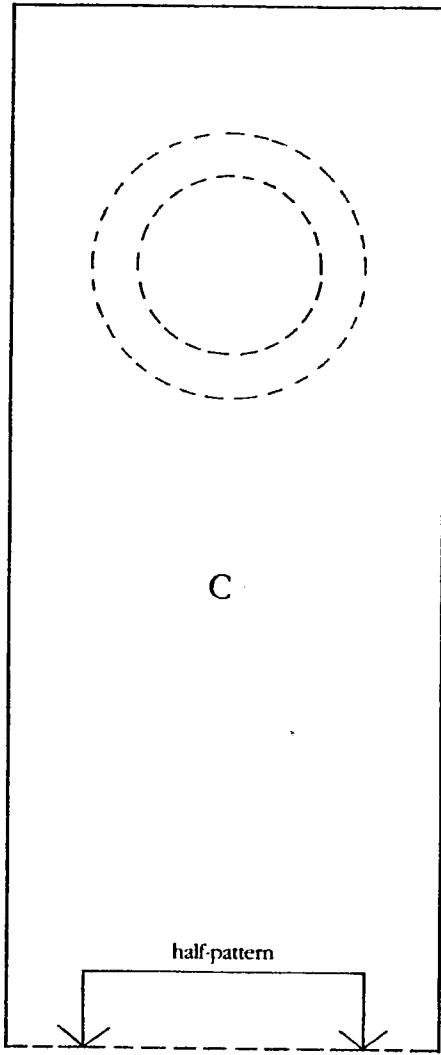


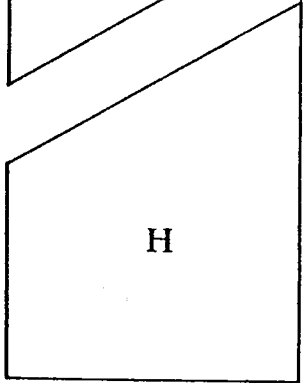
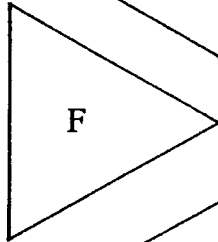
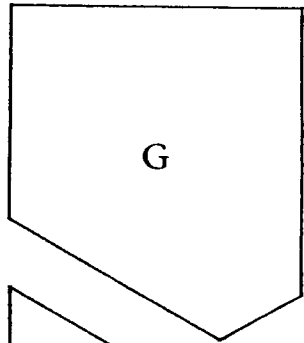
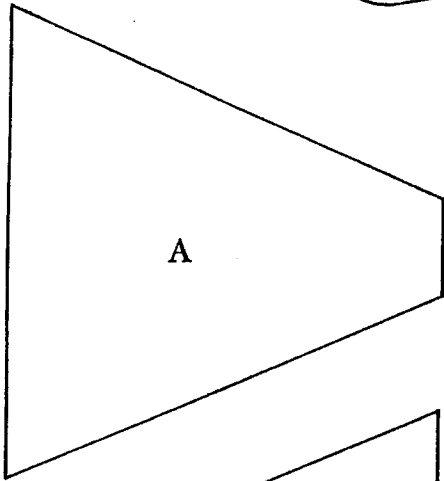
NOTE: Templates do NOT include seam allowances.

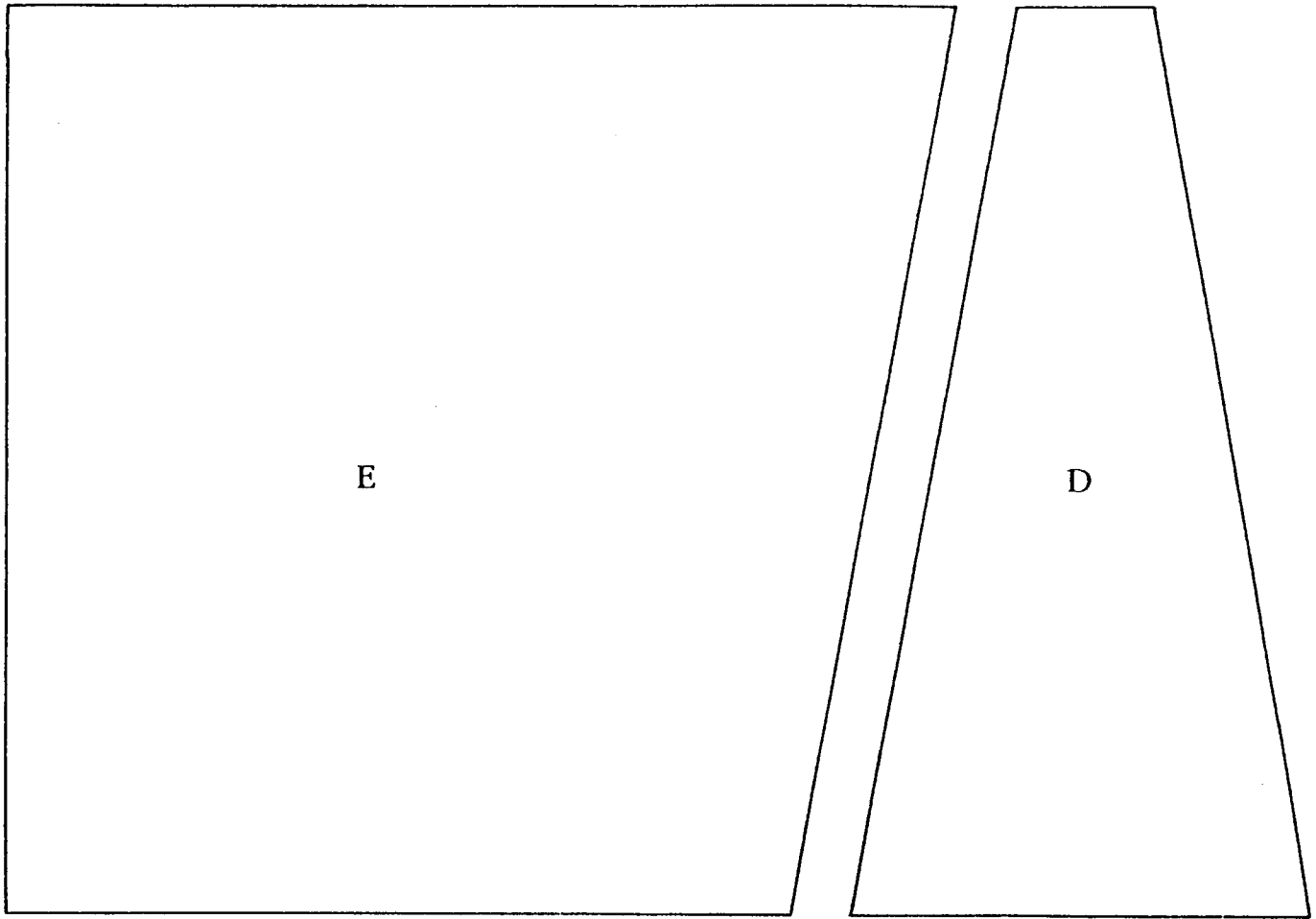
QUESTIONS: Lena 682-3639 or Karin 569-7125



Block Assembly Diagram







PRIZES...BLOCK OF THE MONTH...PRIZES

As you enjoy - we hope - making the 1998 Blocks of the Month, keep in mind the prizes that await the industrious!

Following the drawing for the December blocks (in January) prizes will be awarded in the following categories:

The Most Blocks

The Second Most Blocks

All who have made a block Every Month

All who have made 12 or more blocks during the year

All block winners who have made a top with their blocks

A drawing for all those who have made 12 or more

Coastal Quilter Guild

Web page address:

<http://www.west.net/nonprof/quilt>

Membership:

Guild meetings are held on the second Wednesday of each month at 7:00 p.m. at the Sanmarkand Community Center, 2550 Treasure Dr., Santa Barbara, CA. Please carpool, parking is limited. Coastal Quilters Guild of Santa Barbara and Goleta is a non profit, educational and charitable organization. It is the purpose of the Guild to educate it's members about the history and preservation of the art form of quilt making and its related topics. Also to learn new techniques, improve skills and to inform the community at large about our quilt making heritage.

New Members and Membership

Renewals:

Mail your membership form, check or Money Order for \$25 payable to:
Coastal Quilters Guild, Inc
P.O.Box 6341
Santa Barbara, CA 93160
Attn: Membership

Coast Lines Newsletter:

Coast Lines is a monthly publication. The deadline for newsletter articles is the last Wednesday of the month for the following issue. Send articles to my home: Jeanna ThunderHawk
5400 Hollister Ave
Santa Barbara, CA 93111
Attn: Newsletter



Coastal Quilters
of Santa Barbara & Goleta, Inc.
P.O. Box 6341
Santa Barbara, CA 93160

