

Coastal Quilters Guild of Santa Barbara & Goleta, CA

July 1997

Tonight's Special Guest

Virginia Walton

Virginia is a nationally exhibited designer and teacher from New Mexico. Her lecture is entitled "How to use color and fabric to make a successful quilt." She will demonstrate her approach to combining fabrics to create a variety of quilts in styles ranging from Amish, country, appliqué, and scrap.

Opportunity Quilt

We're half way there! By July 4th our Opportunity Quilt was at least half way quilted. Thanks go to the satellite groups: Block Heads, Sew Whats, Loosey Gooseys, Applique #1, and the Straight & Narrows. Also special thanks go to the extra efforts of Oleta Bennett, Jan Manasse, Susan Cochran, Betty Kelley, Lena Scharfeld, Diana Iler, and Carol Fay. There is still more quilting left to do. Call Judy at 682-6592 to sign up.



Workshop

Thursday, July 10

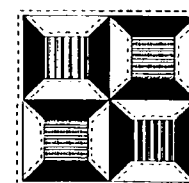
Goleta Community Center

9:00 - 4:00

In the workshop, Virginia will teach how to make a "Mimosa" wall hanging using her "Creative Curves" ruler. This ruler can be used to cut convex and concave curves which are easy to cut and piece. The ruler helps create designs which are graceful and flowing.



Transfer of Funds



The Guild Quilt Show is scheduled for October 3 and 4, 1998. See the article in this newsletter.

The Coastal Quilters Board discussed transferring funds from our general account to a special account to be used by the 1998 show committee. Our by-laws require that unbudgeted items of this amount be approved by a membership vote. You will be asked to allow a transfer of \$4,000 for the show committee to use as needed to cover show expenses. This money comes from funds already dedicated to our next show and will be returned from the income the show will generate.

Guild Quilt Show

There have been three productive meetings of the show committee and pending approval of the Guild members our show will be on October 3 and 4, 1998 in Warren Hall at the Earl Warren Show Grounds. The following committees were set up for organizational purposes. Those present chose the area they wanted to volunteer. All the committees are open to members who would like to actively participate in the organizational phase. As the show time gets closer, manpower will be needed to do the actual work. The following rundown of the who has volunteered and briefly the job of each group.

Acquisition - Anne Braddock - Decide how quilts will be collected and follow through the selected method.

Boutique - Nola Fergusson - Will organize and provide an opportunity for members to sell their quilts and quilt related items.

Budget - Anne Braddock, Betty Kelley - Handle show finances. Especially needed is someone who many have experience with insurance and contracts.

Catalog - Kristin Otte - Prepare a show catalog.

Exhibiting - Janet Berlin, Diana Iler, Jan Inouye, Kristin Otte, Ruth Walters - Responsible for the physical arrangement of the show. They will see to the hanging and taking down of the displays.

Hospitality - Arrange for a place for vendors and show volunteers to "get away from it all" for a few minutes. Possibly a simple pot-luck could be organized for those helping the Friday night we set up.

Publicity - Faith Huxley, Norah McMeeking - Make sure all of Southern California as well as our immediate area knows about our show.

Opportunity Quilt - Janet Berlin, Chair creating the 1998 quilt. This committee will see to the display and sale of tickets at the show.

Vendors - Lynne Dishion, Lois Hodges, Wanda Livernois, Alice Neilson - Another "biggie". Anything to do with vendors will be their responsibility.

Volunteers - sign up Guild members as quilt watchers, ticket takers, information people.

We really need your help. This show is to be a Guild show open to all members and run by all members. It will allow the opportunity for each and every person to show their work. As it is not a juried show, you alone will decide what of your work you would like to see hung. It is a big job, but with everyone's help, it should not be overwhelming.

If you have an idea that you think should be investigated for possible use or if you would like to be involved in planning any of the areas, contact Diane Eardley, Faith Huxley or Betty Kelley.



DOS PUEBLOS MACHINE QUILTING

We can give you an overall pattern or custom your top to meet your personal needs.

ALL GUILD MEMBERS
RECEIVE A 10% DISCOUNT

Please call if you have any questions or wish to make an appointment

968-6690



Board Meeting

The Board Meeting will be held at 7:00 p.m., on Wednesday, July 30th, at Norah's house, 2047 Cielito Lane, Santa Barbara (near Sheffield Reservoir). Carpool from the Mission by phoning Diane Eardley at 963-8321.

Coming Attractions

August 13: Caryl Bryer Fallert

New Work: Inspiration and the Quilting Process. Caryl is internationally recognized for her award winning quilts which are distinguished by scintillating colors and illusions of light and motion. Her lecture will describe how she follows a design from an idea to a finished quilt. She will show us slides of her own quilts and tell us how the design process works for her.

August 14: Workshop

"Spontaneous Expressions" - Fabric collage, machine embroidery and various other free-motion machine techniques will be demonstrated. Several small studies will be compiled in class. This is a design orientated class, aimed at finding and expressing your personal creative style through experimentation and discovery.

September 10: Beverly Soderlund Roesinke

What does a judge look for?

Beverly is a former guild member and popular teacher now living in North Carolina. She is a frequent judge at quilt shows, and she will share with us the elements she looks for in award winning quilts. She will show slides of her own quilts and other quilts which are judges favorites.

September 11: Workshop

Curved pieced vest. Learn easy-to-make curved seams. You will cut curves but sew straight seams to make a one-of-a-kind vest and machine quilt with decorative threads. This is a great addition to any wardrobe.

"Thank You" Letters

Dear Coastal Quilters,

Thank you so much for your generous donation for the book project for the Quilters Hall of Fame.

Our researchers have worked diligently to make this a rewarding project.

Thanks again,
Mary L. Cheek

Dear Friends,

The quilt is in the Congressional office in Washington, D.C. We and the staff there are thrilled to be able to display it. It will be hung on the large wall in Walter's office, above a dark blue leather sofa. It will look absolutely gorgeous!

It turns out that two members of the staff in the Washington office are beginning quilters, and have more than a passing interest in the quilt. I'm sure we'll find many visitors who are also enthralled.

We understand this to be a loan and it will be proudly on display for as long as you wish. When it is hung, we will take pictures to sent. Come and see it!!

Many thanks,
Walter and
Lois Capps

Quilting Story

This true story was passed on to me by a guild member who wanted it shared anonymously. No names, only the story is true.

Mary knew, when she was six years old, what we all know; quilting and quilts are wonderful. She was lucky to have become friends with Edna - who made and loved quilts. No doubt the colors and shapes were attractive to Mary, but also the wonderful stories Edna related about the blocks, quilt makers and the often funny names of the patterns.

With Edna's help, Mary proved that six is not too young to learn to make a quilt. A quilt was put together and entered into the local fair. The blue ribbon awarded to a very proud Mary. (Perhaps Edna should have gotten one, too!)

The friendship continued to grow as did Mary and in September, back to school was the rule. Mary was excited as she was to be in Ms. Little's class. Ms. Little has special meaning to Mary and her family as Mary's mom, aunts and cousins had all had this wonderful teacher. Mary soon became close to Ms. Little.

Just prior to Christmas, Ms. Little became ill and a substitute teacher took over. One of the things she instituted was a classroom mailbox for the children to mail notes and pictures to Ms. Little. Mary shared much of this with Edna as they worked on a new quilt for the approaching fair. Perhaps this would also be a winner, but for sure there was the pleasure of creating.

Mary again earned a blue ribbon for her efforts. She knew what she wanted to do with this quilt. It went to school and all of the children in Ms. Little's class signed it. The quilt, along with a special collage went into the classroom mailbox and were duly delivered to the sick teacher.

If only all stories could end "and they lived happily ever after", but this was not to be. Ms. Little died a week after the quilt was delivered. At her funeral, the quilt and collage, the last gifts from the children, were on display. At such a young age, Mary had learned through her quilting, the joy of being able to share of herself.

Upcoming Quilting Events

July 3 - August 10 - TWO QUILTERS AND A WEAVER

George-Ann Bowers, Robin Cowley & Libby Chaney Waszink. A continuing series spotlighting the work of contemporary California fiber artists. American Museum of Quilts and Textiles, 60 So. Market Str. San Jose.

July 26 - 27: CARSON VALLEY QUILT SHOW, Nevada

Quilt show, challenge show, Hoffman challenge, antique quilts, vendors, silent auction. Call Sylvia at (702) 267-3232 or write Carson Valley Quilt Guild, P.O. Box 2541, Minden NV 89423.

August 8 - 10: SAN DIEGO QUILT SHOW

San Diego Convention Center, SASE to P.O. Box 420148, San Diego, CA 92142 or call (619) 461-7321.

August 14 - September 21: OFF THE WALL - ART TO WEAR

An invitational exhibition of wearable art in all media. American Museum of Quilts and Textiles, 60 So. Market Street, San Jose.

August 24: QUILTING BY THE SEA

Santa Monica Quilt Guild. First Methodist Church, 1008 11th Street. Quilts, dolls, silent auction, Guild Mercantile, food. For information send long SASE to S.M.Q.G., P.O. Box 5541, Santa Monica, CA 90409.

September 13-14: AUTUMN SPLENDOR CITRUS BELT QUILT SHOW

National Orange Show Events Center, Damus Bldg. 689 S.E. St., San Bernardino, CA. For information: P.O. Box 7489, Redlands, CA 92375 or call (909) 820-1797 or E-mail: jdeor@discover.net.

September 25-28 and October 2-5: THE BEST OF THE VALLEY

Third annual regional quilt show featuring the 1996 Hoffman Challenge winners, Internationally recognized quilter/teacher, Velma McCabe and vendor mall. Tulare Historical Museum, 444 West Tulare St., Tulare, CA. For information or entry form call (209) 686-9152.

Travelling in California this summer?....Check out these fabric stores

Redondo Beach

The Cotton Shop
1922 Artesia Blvd., 310-376-3518

Roseville

Stitching Station
on Sunrise (Close to I-80)

Sacramento

Quilt Rack

Carlson St

Quilters Corner

3020 H. Street, (916) 442-5768

San Carlos

Laurel Leaf

648 Laurel, 415/591-6790

San Diego

Fabriholics Discount Fabric and Quilting Supplies

3205 Midway DR., #D, (619)221-1203,

Rosie's Calico Cupboard

7151 El Cajon Blvd., Suite F,

(619) 697-5758

Specializing in: First Quality 100% Cotton Prints. Catering to Quilters and Crafters since 1983, offering 2700 square feet of over 6000 bolts of 100% First Quality Cotton prints, plus batting, notions, books, patterns.

San Francisco

Black Cat Quilts

2608 Ocean Ave. (415)337-1355

Britex Fabrics

146 Geary, 415/392-2910

Far Out Fabrics

On Haight near Ashbury

Satin Moon

On Clement between 1st and 2nd Avenue

San Jose

All Tied Up

1008 G-2 Blossom Hill Rd 95123 (408)

723-4133 , Fax: (408) 723-2025

San Jose's largest Quilt Shop Bali Batiks, MODA, Classes, Over 3000 bolts of 100% Cotton Fabrics. On the Web at: <http://www.imvi.com/alltiedup/> E-mail: alltiedup@msn.com

New York Fabrics/Joann Fabrics

1339 Blossom Hill Road, San Jose, Ca.

95118 (408)267-1300

Specializing in: Fabrics and Craft

Supplies: Calico and quilting supplies

San Marcos

Fabrics Plus

332 Rancheros Dr. #106,

Quilt in a Day

1955 Diamond St., (619) 591-0929

Santa Clarita

Loving Stitches Quilt Shoppe

26111 Bouquet Canyon Rd, Suite B6,

91350, 805-254-1296

Santa Monica

Crazy Ladies and Friends

1606 Santa Monica Blvd, CA

310-828-3122

McGuire's Quilt and Frame

521 Santa Monica Blvd, 310-395-7753

Seaside

H & H Home & Craft Center

1525 Canyon Del Rey, 408-899-2451

Sebastopol

Eastwind Art

Japanese Patterns, Fabrics, Crafts

P.O. Box 811, 707-829-3536

Sonoma

Kay's Fabrics

201 West Napa Street, Sonoma, CA

95476 707-996-3515

South Pasadena

"Sew Happy"

1500 Mission Street 91030

(818) 799-7087 Specializing in: Quilt-

ing, craft/sewing, classes and supplies.

On the Web at: [http://](http://www.sewhappy.com)

www.sewhappy.com

Large assortment of 100% cotton fabric,

felt, buttons, ribbon, notions, books and

patterns.

Studio City

Bearly Stitchin Fabric Center

11239 Ventura Blvd., (818) 752-9640

Sunnyvale

Carolees's Knitche

The Granary

1326 South Mary Avenue, which the

corner of Mary and Fremont avenues,

408-735-9830

Trinidad

Ocean Wave Quilts

P.O. Box 977, 529 Trinity Street,

(707) 677-3770

Torrance

Quilts Unlimited

2202-F W. Artesia Blvd., (310)532-9203

Sew Fun Fabrics

Crafts, Quilting and Bridal Store

16908 Prairie Ave, 310-542-7838

Walnut Creek

ThimbleCreek

1536 Newell Ave, 510-946-9966

Watsonville

Stone Mountain and Daughter

Winters

Cloth Carousel

202 Railroad Avenue 95694

916-795-2580

Woodland

Fabricland

Raley's shopping center, open every day

Woodland Hills

The Quilt Emporium

4918 Topanga Canyon Blvd.,

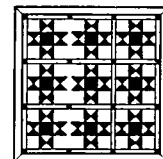
818-704-8238

Yorba Linda

The Calico House

4801 Park Ave. (714)993-3091

Simply Quilts Schedule



July

- 10 Sampler Quilts
- 12 Tea Dyeing
(repeat for Tues., July 8th)
- 15 The Smithsonian
- 17 String Quilt
- 22 Appliqué
- 24 Paper Piecing
- 29 Baltimore Beauties
- 31 Pansy Quilt

August


- 5 Antique Quilts
- 7 Quilt Decor
- 12 Scrap Irish Chain
- 14 Basket Block
- 19 Feathered Stars
- 21 Computerized Quilts
- 26 Photo Transfers
- 28 Designing Fabric

September

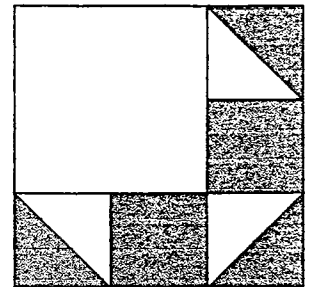
- 2 Olympic Quilts

Fishies

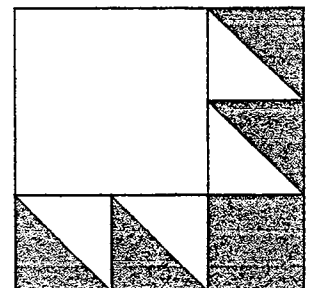
Something from the sea for the summer! This is your chance to use some of those wild tropical prints that are available now, and that none of us can resist. Choose dark blues for the background and a tropical print for the fish. Notice that we offer two different layouts for this block. Sew up a whole school of 'em! Finished block is 6 1/2" x 6 1/2".



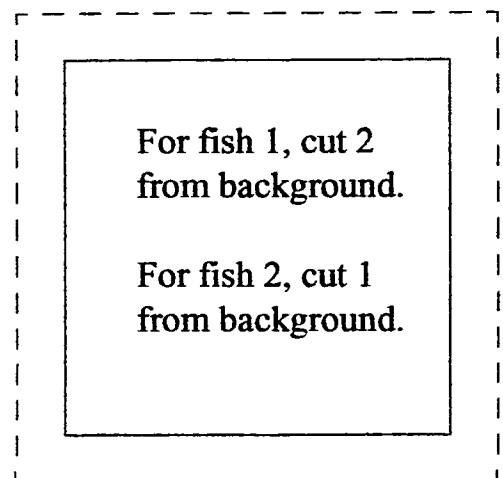
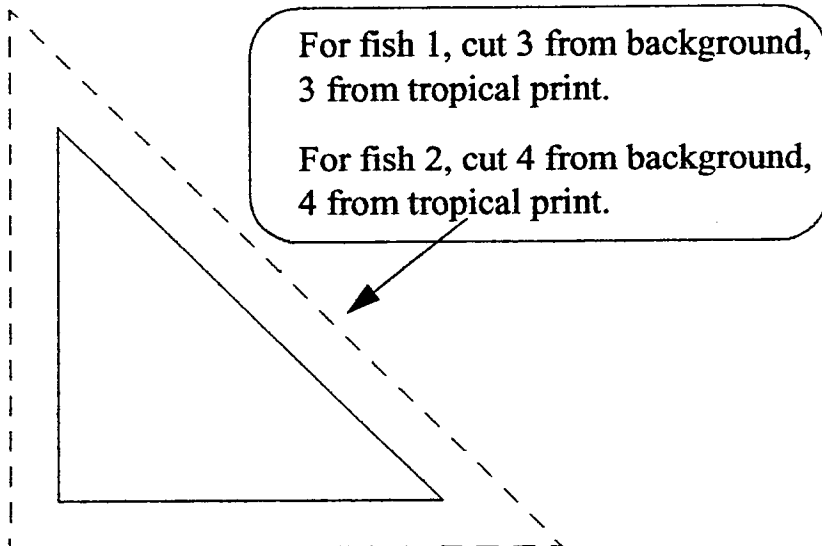
Fish 1



Fish 2



Kathy Doughty - 964-1496
Carol Meyer - 964-6056 (h)
963-8956 (w)



Door Prizes

We had excellent participation for our door prize fund-raiser in June! Thanks to the following for their generous donations.

- Maggie Godwin - a rotary cutter
- Fairfield Processing Corp. - 1 Polyfil batt (queen size)
- Judy Mathiesen - 1 Quilted Puzzle pattern
- MM Fabrics - 6: Mumm fabric squares
- American Quilters Society - Celtic Geometric Quilts by Camille Remme
- Keepsake Quilting - "Mag-eyes"
- Stencils & Stuff - 2 quilting stencils
- Art/Quilt Magazine - Issue #4
- Gingher Scissors - 8" Bent Trimmer
- Anonymous - Quilters Bag of Goodies
- Carol Barringer - Too Many Cats pattern
- Gail Tinsley - assorted patterns
- Linda Karpinen - Slashed pillow pattern
- Kathy Pierce (Blue Island Quilts) - 2 sets batik fabric (a panel & squares)

Please join me in thanking our donors whenever you have the opportunity!!

Sincerely,
Linda Estrada

Community Quilts

Coastal Quilters' Guild has an opportunity to brighten the lives of some special children. Through our Community Projects Committee, chaired by Cecilia Puppo, we are making a difference at Cottage Hospital. Did you know that each baby, child or adolescent admitted to any of the pediatric units at Cottage receives a blanket or quilt to keep? According to Jaynie Wood, Child Life Specialist for Pediatric Services at Cottage Hospital, our quilts are extremely popular and well-loved by their new owners.

If you have a little time and are wondering what to do with some of the scrap fabric in your stash, consider lending your talents to this worthwhile project. Cecilia plans to have a workshop later this summer.

When choosing your fabrics please note that there is often a need for age-appropriate quilts for older children and teens. There is no wrong size for these quilts, but the need is greatest for crib size through twin bed size. Star Wars or Batman fabrics could be added to less exciting scraps for an original "boy quilt" idea. Or how about a cat quilt for an animal lover?

It isn't hard to imagine how scary and bewildering a hospital can seem to a child or teen. With the help of our Guild members, at least some local kids will be comforted by a special new quilt, made by a special group of ladies. Please call Cecilia Puppo (687-1883) if you have any questions or ideas regarding this activity.

Refreshments

Many thanks to the following people who provided the refreshments!! Please sign-up at the refreshment table for August.

June

- Peg Gard
- Janet Berlin
- Kristin Otte
- Gail Tinsley
- Susan West

July

- Hilde Heller
- Jane Vilian
- Ruth Walters
- Harriet Berk
- Linda Karppinen



NEW Members:

Please welcome these quilters into our guild. Be sure to add their names to your directory.

- | | | |
|----------------------------|---------------------|----------|
| Smagala, Stephanie | | |
| 2931 Verde Vista, SB 93105 | May 5 | 687-6069 |
| Fleischman, Jane | | |
| P O Box 315, SB, CA 93116 | (no birthday given) | 964-4348 |

Re-NEW Members:

- | | | |
|-----------------------------|--|----------|
| Chagnon, Carlene | | |
| 405 Calle Gradana, SB 93105 | | 682-8497 |
| Landru, Verik | | |
| 4380 Cuna Drive, SB, 93110 | | 967-2421 |

A Quilt Studio -- What's That?

Some quilters have rooms just for quilting
 While others tuck in where they can.
 Some rooms just happen as things go along
 While others are built to a plan.
 I don't have a room to just work in.
 My stuff is all over the house.
 I've filled up both hall closet and guest room
 To the dismay of my long suffering spouse.
 There are pins, threads and scraps on the carpet,
 Shelves shedding magazines and books,
 A stash that won't stop expanding
 And remnants stuffed into odd nooks.
 I dream of a house with a big room
 Of a size to hold all my quilt stuff
 With a resident genie to keep it all neat
 And shelf space that's always enough.

On Neatness

I made my sewing room tidy today
 And put all my fabric and tools away:
 A crate for the blues and one for the reds,
 Several boxes for different threads,
 My backing fabrics all on one shelf.
 All of the batting in a box by itself,
 Scissors and rulers hanging up,
 Pencils and markers joined in one cup,
 The stencils collected and neatly in place,
 Pins in their holders, bags for the lace,
 Buttons and beads in boxes with labels --
 I finally saw the tops of some tables!
 I admired the neatness, I wanted to sing --
 But I couldn't find a doggone thing!

Copyright 1996 by Jacquie Scuitto

"Quilt Verse: Scraps from a Quilter's Stash," a book of 46 poems by Jacquie Scuitto is available from Solar Press. All poems were originally published in QuiltBee, an online quilt guild. For more information please write to 160 City Lights Blvd, Fairbanks, AK 99712, or fax to 907.479-2215, or email to <rcoghill@polarnet.com. or FrauS@juno.com. Poems were used with the permission of author.

**How to Attend a Quilt Workshop
by Jan P. Krentz**

(Partial reprint from the Summer, 1997 Southern California Council of Quilt Guilds)

Are you excited about a schedule speaker and her workshop? You should be! One of the many benefits of belonging to a guild is the opportunity to hear different quilters and see their work. Guild program chairmen usually spend months researching the speakers you will meet. Popular, well-known speakers are hired as much as one to two years in advance.

Perhaps you're not familiar with the person who is coming to your guild. Be adventurous! You have the opportunity to grow and learn new techniques. No matter how experienced you are, you'll always learn at least one new idea in a workshop.

As a quilt workshop veteran, I'd like to share a few tips that will make your workshop a rewarding and satisfying experience.

Anticipation - This is similar to dreaming of a vacation, planning for it, and spending time in a new land.

Be Prepared - Collect all materials in advance. Don't expect to borrow other students materials.

Be On Time - Come early to set up your equipment and be prompt.

Be Courteous - Allow teacher to teach her techniques and share her skills.

Be Teachable - Try the teacher's method. It may be new to you, this is why you took the class.

Be Reasonable - No single person knows every technique, method or product.

Relax - Listen, watch, sketch and take notes.

Dress Comfortable - Elastic waistbands, layers that can easily be pulled on or off to cope with changes in the temperature and comfy shoes are desirable.

Make it Easy - Remember to use those luggage wheels.

Don't Photocopy - The instructor has prepared the material for the class and under copyright law, has the copyright protection.

Respect Other People's Ideas - You can't copyright and idea, however, you should give credit where credit is due.

Pace Yourself - Take your time and enjoy what you are doing.

Bring a Snack and a Sense of Humor and
Have Fun!

Share Your Quilts with the World

Oxmoor House is looking for interesting quilts to publish. The publisher of such favorites as the *Great American Quilts* series and *Quilters' Complete Guide* is on the lookout for quilts.

We need quilts for which we can give patterns and instructions. That includes original designs as well as traditional patterns and applique. Quilts made from published instructions can't be used.

Submit your quilts for consideration, send a snapshot to Patricia Wilens, Editor, Oxmoor House, 2100 Lakeshore Drive, Birmingham, AL 35209. Write your name, address, phone, quilt name, and size on the back of photo. Photos cannot be returned.

WIN BIG - NAME THE SHOW and WIN BIG!!!

Our show is nameless and it's your chance now to come up with a name. Please give the show committee your suggestion and WIN a free entry ticket to the 1998 Santa Barbara Show.

My suggestion for a name _____

I would like to be on the planning committee for:

- | | |
|--------------------------------------|--|
| <input type="checkbox"/> Acquisition | <input type="checkbox"/> Hospitality |
| <input type="checkbox"/> Boutique | <input type="checkbox"/> Publicity |
| <input type="checkbox"/> Budget | <input type="checkbox"/> Opportunity Quilt |
| <input type="checkbox"/> Catalog | <input type="checkbox"/> Vendors |
| <input type="checkbox"/> Exhibiting | <input type="checkbox"/> Volunteers |

Name _____ Phone _____

Please add ANY ideas you have for making our show a success.

Library Reservation Form

Date _____

Your name _____

Item desired _____

Author _____

Turn in at Guild Meeting or mail to Sue Scholl
5043 -C Rhoads Ave., Santa Barbara, CA 93111-2668.

Note A through M titles will be in Library at April, June, August, October and December Guild meetings. N through Z titles will be in Library at May, July September and November Guild meetings.

Orvus Soap to be Discontinued

From the Summer, 1997 Southern California Council of Quilt Guilds Newsletter

Proctor and Gamble is planning to discontinue Orvus Paste. If you are a fan of Orvus Paste for cleaning your quilts, please write to them and let them know that you use the product for textiles. It's not just for horses anymore! Let them know how important it is to textiles, how it helps preserve the fibers as it cleans by allowing the fibers to swell and flush out the dirt instead of destructive scraping action of detergents. Write P&G today, don't delay!

Proctor and Gamble
Mr. Brian McRedmond
Brand Manager
P&G CPG Division
#2 Proctor and Gamble Plaza
Cincinnati, OH 45202



July

- 9 Marilyn Osgood
- 19 Kathy Pierce
- 13 Carol Fay
- 14 Traci Hilden-Cope
- 15 Janet Larsen
- 16 Barbara Larsen
- 30 Linda Cassirer
- 30 Shirley Ofria

August

- 2 Kit Tuthill
- 2 Robin Ruge
- 7 Janet Berlin
- 12 Deborah Holtzman

Coastal Quilters Guild

Web Page Address: <http://www.west.net/nonprof/quilt>

Membership

Guild meetings are held on the second Wednesday of each month at 7:30pm at Samarkand Community Center, 2550 Treasure Drive, Santa Barbara, CA. Please carpool, parking is limited. Coastal Quilters Guild of Santa Barbara and Goleta, CA is a non-profit, educational and charitable organization. It is the purpose of the Guild to educate its members about the history and preservation of the art form of quilting and its related topics; to learn new techniques, improve skills and to inform the community-at-large about our quilting heritage.

New Members and Membership Renewals

Mail your Membership form, check or Money order for \$25, payable to Coastal Quilters Guild, Inc.

P.O. Box 6341, Santa Barbara, CA 93160

Attention: Membership

Coast Lines Newsletter is a monthly publication

Deadline for newsletter articles is the last Wednesday of each month for the following issue. Send Newsletter articles to my home, Attention: Newsletter.

Judy Rys, 6287 Stow Canyon Road, Goleta, CA 93117

E-mail: JudyRys@aol.com

Quilters Cookies

from Florence Jones

1-1/2 c. Sugar

1 c. Shortening

4 c. Flour

3 Eggs

1 c. plain yogurt


1 tsp. Baking Soda


1 tsp. Baking Powder

1 c. raisins

Flavor with Lemon
Extract

Drop by small spoonfuls.
Bake 10-15 minutes in 350
oven. Frost with powdered
sugar and lemon juice icing.

 QUILTING EACH DAY...
KEEPS THE DOCTOR AWAY!



Coastal Quilters
of Santa Barbara & Goleta, Inc.
P.O. Box 6341
Santa Barbara, CA 93160

