

Tonight's Special Guest

Doreen Speckmann

In her lecture, Doreen Speckmann will speak on, "There is a Little Creativity in All of US". She will share her insights on the creative process; what happens when it is working and some practical advice on what to do when we think it is non-existent.

Workshop

Thursday, May 15th
Goleta Community Center
9:00 - 4:00

Doreen will teach us how to construct a pieced lily wallhanging. In the process, we will discover the joys of template making, precision machine piecing and playing with fabric.

"Legacy Quilt"

The Legacy Quilt is for sale. Send sealed bids to Norah. The highest bidder will get the quilt. Call Norah if you need more information.

4th of July Festival

Once again, the Coastal Quilters are fortunate to have a space at the Stowe House, July 4th Festival. Our lovely Opportunity Quilt will be on

display and we'll have Opportunity tickets available for donations. We would like to have at least 3 members present to help out with 2 hour shifts. Oleta Bennett and Diana Iler (Special Events Committee), will each be there for half the day.

We suggest that you bring a wide-brimmed hat, sunscreen and a quilting project for hand-sewing. The Festival is lots of fun and you'll meet many enthusiastic people. Please plan to join us!

Members Quilt Show Meeting

Are you interested in planning a guild quilt show? If so, you should attend the meeting at the Samarkand Garden Room on Wednesday, May 21st, at 7:00 pm. The Garden Room is adjacent to the guild meeting room.

Board Meeting

The Board Meeting will be held at 7:00 p.m., on Wednesday, May 28th, at Norah's house, 2047 Cielito Lane, Santa Barbara (near Sheffield Reservoir). Carpool from the Mission by telephoning Diane Eardley at 963-8321. All members may attend, you don't have to be a board member.

So. California Council of Quilt Guilds

There will be a meeting concerning Vendors in October in Camarillo. Any guild members (vendors) interested in taking part should get in touch with Nola Ferguson.

Dear Coastal Quilters,

Have you ever heard of “too much of a good thing?” Well, not when it come to quilting, but I have been getting comments that the Guild meetings are getting too long. The only trouble is, what should be eliminated varies with each person requesting a shorter meeting. Gosh, it’s fun to be President!

After a discussion with the Board, we’ve decided to do what we can to address the “problem” of our success. Beginning in September, the meeting will begin at 7:00 instead of 7:30 in hopes of getting to bed at a reasonable hour. From now on post-speaker breaks will be limited to just 15 minutes. In the interest of saving the time it takes to walk up to the podium, the first row of chairs in front of it will be reserved for people who have announcements to make.

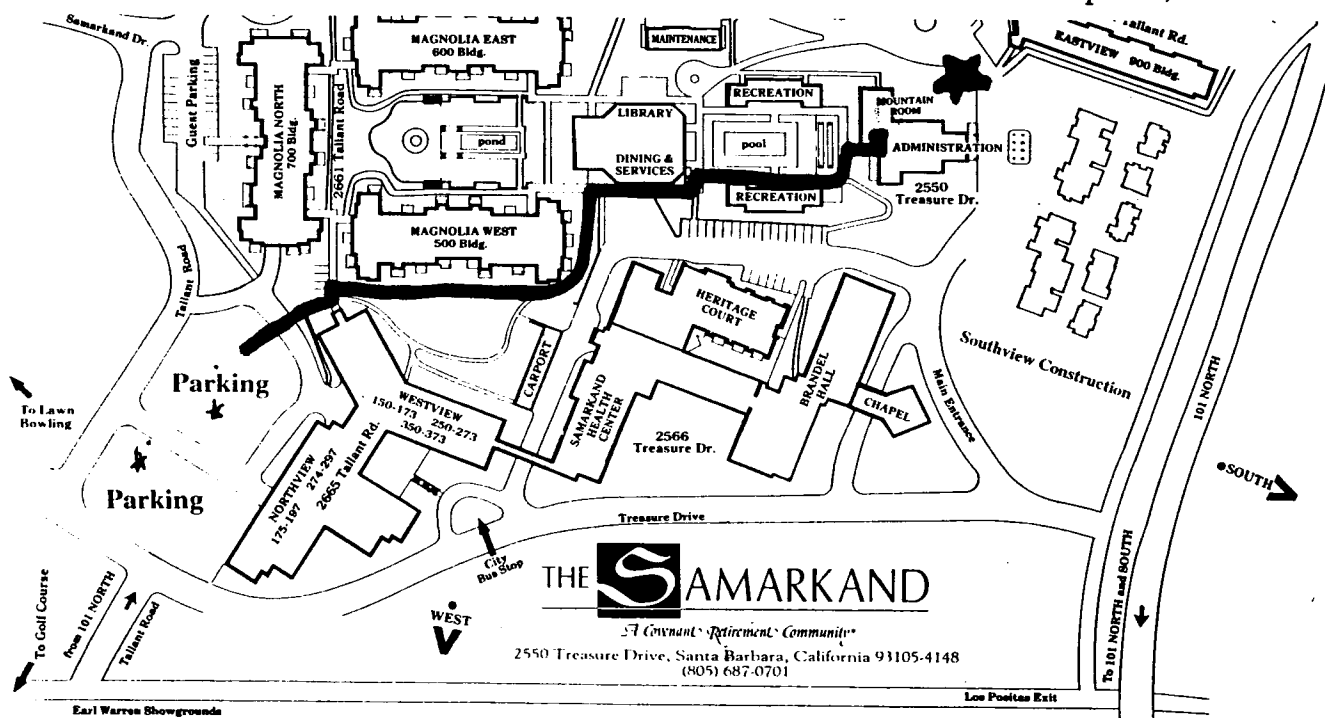
Regarding announcements: if you need “prime” pre-break time for your important announcement, please phone (962-8511) or write me to get on the agenda *before* the meeting. If the announcement isn’t important enough to remember to do that, it will be relegated to “after the break.” (Sorry, I hate to be mean.)

The good news (at least to me) is that we are moving Show and Tell up so it will take place immediately after the break. We hope that this will encourage more participation in this favorite Guild activity and keep more of you around for at least part of the “business” meeting. At least now you can plan on a larger audience when you show off your latest creation, so please plan to bring something soon. This both rewards your effort and encourages the rest of us.

Another difficulty connected to our popular meeting is the scarcity of parking at the moment. Although the construction won’t continue forever, some of the neighbors seem to feel it will and have been taking out their frustrations on us! Homeowners cannot “reserve” the public thoroughfare and we can legally park on the streets around Samarkand. If you are approached by a “critical” homeowner, ask them please to contact the Samarkand administrator, who will be happy to discuss the problem with them. Please continue to carpool whenever possible (it’s more fun with a friend!) and those who can, should park in the dirt lot shown on the diagram below. Let’s do what *we* can to avoid friction in the neighborhood.

I appreciate the effort of my fellow officers and committee chairmen to grapple with these problems - which only arise because our meetings have so much to offer to so many members. It is our goal to keep you coming and make you glad you did!

Yours in pieces, Norah



Coastal Quilters at the Santa Barbara Fair

There was an impressive selection of clothing/textile items on display at the Fair. Several guild members entered their work in a variety of categories. In order to save space, I have limited the following list to Guild Members. A complete list will be published in the News Press.

Karen Pickford entered many beautiful items. She won the "Best of Show" ribbon for her "Somewhere over the Rainbow" jacket and skirt. She won the "Directors" ribbon for her hand applied wallhanging "Applique Garden". She also won the "1st Place Sweepstakes" ribbon for the most points accumulated in the clothing/textile category. Karen does beautiful work, I'm sure we'll be seeing a lot more from her in the future.

Deena Winkeler won the "2nd Place Sweepstakes" ribbon. She also had many beautiful items entered.

Karen Pickford:	1st Place, Sweat or T-Shirt w/needlework
Karen Pickford:	2nd Place, Misc. Christmas Ornaments
Judy Rys:	1st Place, Machine Pieced Coasters
Anne Deran	1st Place, Vest, Pieced Fabric
Deena Winkeler	2nd Place, Vest, Pieced Fabric
Nancy Horii	3rd Place, Vest, Pieced Fabric
Karen Pickford	1st Place, Machine Pieced Jacket
Harriet Berk	2nd Place, Machine Pieced Jacket
Deena Winkeler	1st Place, Sewn Dress
Karen Pickford	1st Place, Sewn Christmas Ornaments
Deena Winkeler	2nd Place, Sewn Christmas Ornaments
Karen Pickford	1st Place, Thanksgiving Wallhanging
Judy Rys	1st Place, Contemporary Wallhanging
Deena Winkeler	1st Place, Quilted Tree Shirt
Judy Rys	1st Place, Quilted Wallhanging
Harriet Berk	2nd Place, Quilted Wallhanging
Anne Deran	4th Place, Quilted Wallhanging
Nancy Horii	1st Place, Miniature Wallhanging
Karen Pickford	1st Place, Quilted Ornaments
Deena Winkeler	2nd Place, Quilted Ornaments
Nancy Horii	1st Place, Machine Patchwork
Karen Pickford	1st Place, Hand Appliqued Wallhanging
Deena Winkeler	2nd Place, Infant Patchwork
Nancy Horii	1st Place, Full size Patchwork
Kristin Otte	2nd Place, Full size Patchwork

Congratulations to all!!!! I am very impressed with the creativity of our Guild members.

Camarillo Quilt Show

Several members of our Guild displayed their beautiful quilts in the Camarillo Quilt Show. Betty Kelley entered two quilts, "Charlotte's Basket" and "California Borders". Zetta Hanna also displayed two quilts, "Cookie Cutter Quilt" and "Happy 39th — Again". Harriet Berk entered three quilts: "Kitten on the Keys", "Wild Animal Park", and "Pinwheels". Pat Masterson displayed three quilts: "Underwater Love-In", "Visions of Christmas" and "My Sister's Pet".

Keep up the great work!!!

Quilt Stamp

The American Quilter's Society is coordinating a letter campaign encouraging the U.S. Postal Service to develop a postage stamp featuring a quilt design. If you are interested in supporting this campaign, please send a postcard or letter to: Citizen's Stamp Advisory Committee, c/o AQS, P.O. Box 3290, Paducah, KY 42002-3290.

Do you Enjoy Designing Fabric?

Kona Bay Fabrics, is looking for quilters/artists that would like to submit artwork/color drawing of fabric designs for quilters. Kona Bay will pay \$250.00 for every design chosen. The design becomes the property of Kona Bay. They do all the technical work, and print new designs every month. Submit artwork to:

Douglas Eagleson
Kona Bay Fabrics
1938 Kalani Street
Honolulu, HI 96819

Coming Attractions

June 11: Monica Calvert

Monica's lecture, "An Emerging Quiltmaker", will describe her own development as a creative quilt artist in a humorous and entertaining way. She has developed innovative techniques for curved piecing and has received numerous awards for her quilts including the grand prize for the Great American Quilt Contest. Her memorable Quilt, Dau: Holiday Greetings, was on the Dec., 1995, cover of Quilter's Newsletter Magazine.

June 12: Workshop

The workshop is "Art Quilt Construction Techniques". This is a design workshop/project which will aid us in transferring innovative ideas from our mind to paper to fabric. The class project will be green and red leaf design variations from the poinsettia quilt, "Kauai" in which she will teach us to take advantage of the long seam and how to design with this construction in mind.

July 9: Virginia Walton

Virginia is a nationally exhibited designer and teacher from New Mexico. Her lecture is entitled "How to use color and fabric to make a successful quilt." She will demonstrate her approach to combining fabrics to create a variety of quilts in styles ranging from Amish, country, appliqué, and scrap.

July 10: Workshop

In the workshop, Virginia will teach how to make a "Mimosa" wall hanging using her "Creative Curves" ruler. This ruler can be used to cut convex and concave curves which are easy to cut and piece. The ruler helps create designs which are graceful and flowing.

GUILD ROSTER Via Mail

If you would like to have your roster sent to you, send a self-addressed, stamped (3 stamps) envelop (7x9 size) to Jan Inouye, 124 N. Salinas, Santa Barbara, 93103. Please do not send money or postage only without the SASE envelop. OR/ do a friend a kindness by picking up her roster.

Jan

Simply Quilts - HGTV

Many thanks to Diane Iler for supplying the following information. Simply Quilts appears on Tuesday and Thursday mornings at 6:30 am and again at 11:30 am. The Tuesday show repeats on Saturday at 10:00 am, and the Thursday show repeats on Sunday at 1:30 pm. Happy Piecing!

May Programs

- 13 Scrap Irish Chain
- 15 Peaky and Spike
(Doreen Speckman)
- 20 Drunkard's Path
- 22 Color Confidence
- 27 Stripes that Sizzle
- 29 Baker's 12 x 2

June Programs

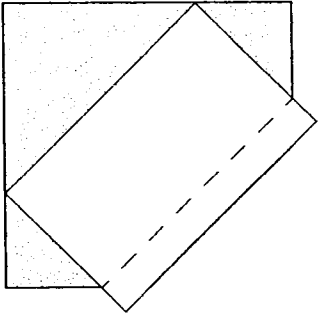
- 3 Baker's 12 x 2
- 5 Garden Trellis
- 10 Sunflower Block
- 12 Bargello Quilts
- 17 Big Stitch
- 19 Glowing Pineapple
- 24 Half Log Cabin
- 26 Bees and Contests

July Programs

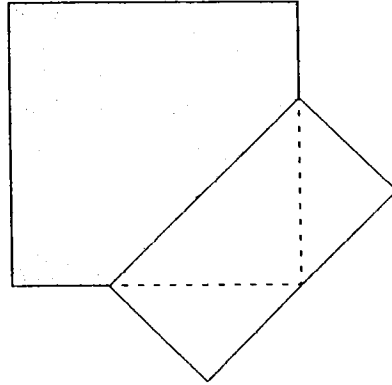
- 1 Machine Quilt
- 3 Finishing

Bow-tie

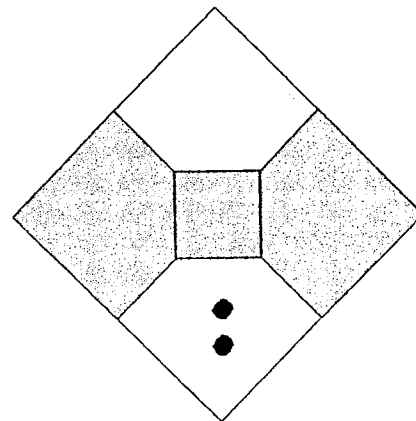
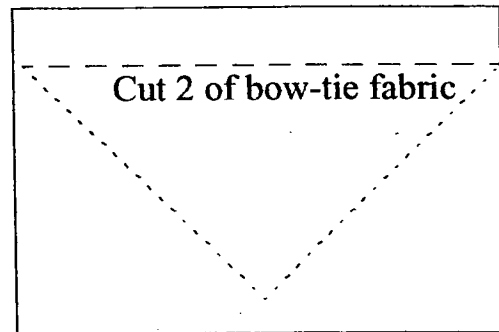
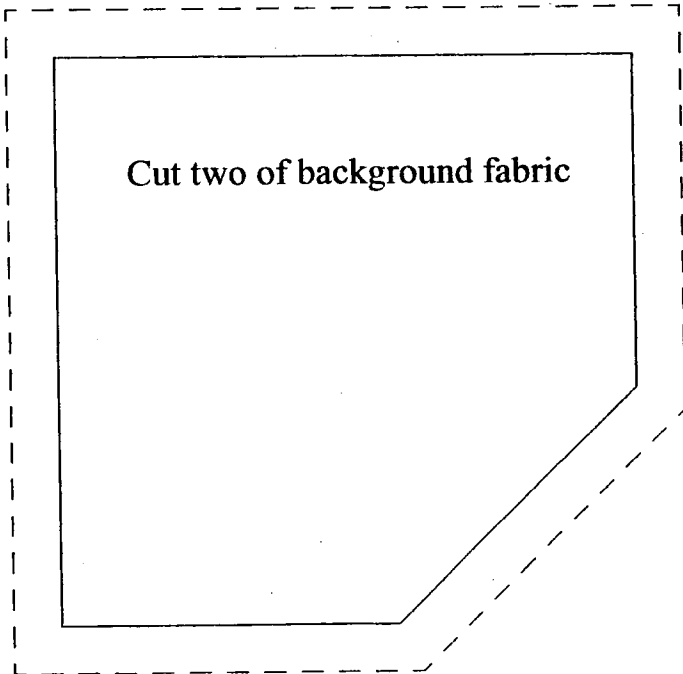
The block this month is the Bow-tie, just in time for Father's Day. Chose appropriate bow-tie fabric for the bow, and light shirt-style fabric for the background. Cut two $3\frac{1}{2} \times 3\frac{1}{2}$ squares of bow-tie fabric and two of the pattern piece given of the background, and two of the small pieces from the bow-tie fabric. Sew a piece of bow-tie fabric to the missing corner of each of the background pieces as shown:



Iron it open,
and square it off:



Sew the four pieces together, and the block is done! For a fun embellishment, how about sewing a couple of buttons to one of the background pieces as shown. Final block is $6\frac{1}{2} \times 6\frac{1}{2}$, including seam allowances.



Kathy Doughty - 964-1496
Carol Meyer - 964-5056 (h)
963-8956 (w)

Happy Mother's Day

I hope everyone finds some special way to celebrate Mother's Day. We all deserve a pat on the back, it isn't always an easy job!!!

In our quilting guild, we have several mother/daughter or daughter-in-law teams. I think it is pretty special when any skill is passed down from generation to generation. Thanks to Connie Stone, we have biographies for two of the quilting teams.

Harriet Berk &
Carol Boyce
Evelyn Gorrindo &
Judy Gorrindo
Karen Cooper &
Elisabeth Cooper
Carol Meyer &
Sara Meyer
Joanne Coulter &
Pam Fritz
Alice Neilson &
Wendy Neilson

Harriet Berk

When Harriet was a young girl, her parents brought the family to Southern California for a vacation. They became so enamored with it, that they returned to Illinois, sold everything, Dad quit his job, and they returned to live in Santa Monica. Harriet moved to Santa Barbara 14 years ago. She has two daughters, Carol and Sandy, who both sew. Harriet was named after her grandmother, who was also a quilter.

Harriet made the opportunity quilt last year. She first learned to quilt when Mary Ellen Hopkins opened her shop in Santa Monica. When it first opened, there were about twelve bolts of fabric and three people who signed up for the class. This was the beginning of Harriet's quilting career and her lifelong friendship with Mary Ellen. When she moved to Santa Barbara, there wasn't a quilting guild here, so she and Carol joined the guild in Camarillo, where she is still a member. Harriet participates in contests and challenges and her creations have traveled for up to a year in the Hoffman challenges. She enjoys badminton and hiking.

Carol Boyce

Carol is a past president and treasurer of the Coastal Quilters. She made most of her clothing during high school and made her first quilt from scraps left over from her projects. Carol swears that she is not a quilter, but she loves to piece. Carol grew up in Santa Monica and came to Santa Barbara to attend UCSB. She graduated in 1962 and decided to stay. She presently works with computers and is THE computer person where she works. She enjoys walks on the beach, collecting seashells, gardening and flowers. Carol's daughter lives in San Francisco and is also a quilter. This is truly a family of quilters!!

Evelyn Gorrindo

Evelyn watched her daughter, Judy, create her masterpieces for several years before deciding to learn how to quilt. That was about four years ago. She took her first class with Norah McMeeking, and has since taken classes with all our wonderful teachers.

Evelyn grew up in Montebello, CA, married and moved to Lancaster, where she and her husband owned an alfalfa ranch. They moved to Santa Barbara 34 years ago.

Evelyn has five children and eight grandchildren, and they all have either king or queen size quilts made by her! She certainly has accomplished a lot in her short quilting career. She enjoys her two satellite groups, as well as a garden club and she is active in her church as well.

Judy Gorrindo

Judy moved here when she was about 6 years old. She graduated from San Marcos High and Cal Poly in San Luis Obispo with a degree in Home Economics. She now works at UCSB in the personnel department.

Judy is a past president and vice president of the Coastal Quilters. She made an opportunity quilt several years ago and is presently working on the opportunity quilt for next year. She started quilting because she was sick of sewing clothing. Her first quilting class was with Mary Blaylock. She has taken evening classes with all our teachers, except Marty, (she only teaches during the day). Judy has been juried into both the 1991 and 1995 Natural Impressions shows.

She enjoys gardening, needlework, bobbin lace, tatch lace, bead making with Fimo. Judy is an obnoxious cat lover.

Summer Quilting Classes

The Summer Session runs from May 26th through July 3rd. Just six weeks long! There will be no schedule distributed in the Newspress for the Summer. Melody will not be teaching any classes.

Marty Frolli: Six Little Quilts for Summer - Beginning (6 Tuesdays), 9:00 am - noon, Room T-2, Wake Center

Here's a delightful collection of small quilts to stitch up during the summer months. This group includes some original patterns such as Pansies and Cats, Cats, Cats, in addition to some traditional favorites such as Amish Bars and Sailboats. You will learn a variety of quiltmaking basics including machine piecing and hand appliqué, along with some contemporary techniques for machine appliqué and quick triangles. One of these quilts would make a great gift for the doll lover or the new baby!

Marty Frolli: Christmas Sampler - Intermediate (6 Thursdays), 9:00 am - noon, Room T-2, Wake Center

Be ready in time for the holiday season with this delightful Yuletide sampler. Master a variety of quilt making techniques while piecing together this celebration of Santas, angels, stars and Christmas trees. The class will include information on machine piecing and machine appliqué to complete your red and green keepsake.

Maggie Godwin: Finish It Up (6 Tuesdays), 7:00 - 10:00 pm, Room 2, Wake Center

Students will work on UFOs (unfinished objects). They'll try to decide just why the project is not finished, if they should be finished, and discuss how to overcome the impediment. Class demonstrations/lectures will arise from the projects that the students bring in, so each class will be very different.

Maggie Godwin: Finish It Up (6 Thursdays), 7:00 - 10:00 pm, Room 2, Wake Center

Students will work on UFOs (unfinished objects). They'll try to decide just why the project is not finished, if they should be finished, and discuss how to overcome the impediment. Class demonstrations/lectures will arise from the projects that the students bring in, so each class will be very different.

Norah McMeeking: Foundation Piecing (6 Tuesdays), 1:00 - 4:00 pm, Room 2, Wake Center

Learn how to do Foundation Piecing with pictorial blocks (animals, flowers, etc.) and designs that combine foundation piecing with quick methods. We will continue on with Big Block patterns and New York Beauty for those joining the class.

6 Unique Reasons to Buy Fabric

(A partial reprint from "71 Reasons to Buy Fabric", from contributions of OnLine Quilters Guild)

- #19: It's prettier than salt and pepper shakers.
- #22: It's cheaper to cover the floor with fabric than new carpeting, and you can change the look more often.
- #26: If all else fails, you can use it for cleaning rags.
- #28: To keep the bed from falling down — we all know that most quilters store part of their fabric under the bed.
- #40: They get angry when you steal it.
- #45: Keeps the people who make cardboard inserts in bolts of fabric employed, thus supporting the national economy in yet another way.

Fiber Content Testing

To do a fiber content test, clip a long thin piece of fabric and burn one end, (over a fire proof dish). Let it go out.

- * If fabric contains polyester or synthetic fibers in it, burned edge will have a small hard plastic globule.
- * If fabric is pure cotton, nothing will remain but a gray ash that easily disintegrates.
- * If silk, fabric will be hard to ignite and will give out a distinctive odor.
- * Rayon burns like cotton does, as it is cellulose and is hard to tell from cotton with the burn test.

*A reprint from Quiltnet
by Kathy C.*

Coastal Quilters Guild Pins

Beautiful Guild Pins are available for \$5.00 each. If you are interested in seeing or purchasing one, see Linda Estrada at the Door Prize table.

March Door Prizes

Thanks to great support for door prizes, we netted another \$183.00 for the guild at the March meeting. That is a one night record!!! Can we beat that?

Donors of prizes were:

Judy Mathiesen - 1 Compass Rose pattern

Cay Donohue - 1 pair of fimo earrings

Nancy Horii - Japanese futaba pins

Mary Ellen Hopkins - 1 yard fabric

Vi Menoher - fabric, Amish Quilt postcards

Carol Boyce - Great American Quilt Book

MM Fabrics - Mumm fabric squares

Gail Tinsley - 1 Folkwear pattern

Diane Phalen Watercolors - 1 card set

P & B Fabrics - fabric samples

Sharon Hurley (via Nancy Hori) - 1 quilt rack

Kathy Pierce (Blue Island Quilts) - 1 Hobbs

Heirloom Batt

Cynthia Bonner - 1 pack of hand-dyed fabric

Linda Estrada, Door Prize Coordinator

April Door Prizes

Thanks for your support of door prizes in April!!! Congratulations to the winners and to all of you who participate because it is with your help that we keep this guild active!!!

Prize Donors:

Carol Boyce - 1 book, Great American Quilts 1988

Vi Menoher - 1 Hawaiian appliqué block

Cay Donohue - 1 pattern

MM Fabrics - 6: Mumm fabric squares

Traci Hilden-Cope - 1 Quilters Quarter Marker

Doheny Publications - 1 book Bargello Tapestry Quilts

Gail Tinsley - 1 pattern

Clearview Triangle - 1 book, Building Block Quilts II by Sara Nephew

Phyllis Peterson - Halloween Fabric

Madeleine Rowlands - 9° Circle Wedge Ruler

Nanci Horii - 3 Quilt World magazines

Barbara Asp - 1 book, Show & Tell II

Kathy Pierce (Blue Island Quilts) - fabric (4 sets of 5 fat quarters)

Grant House - 1 Kwik Klip

Thanks again everyone for making my job so enjoyable!!

Linda Estrada - Door Prize Coordinator

Upcoming Quilting Events**May 17: SAN FERNANDO QUILT ASSOCIATION**

"Quilt Fair '97" California State University, Northridge. 100 quilts, fashion show, special exhibits, merchants, small quilt auction. For information call Diane Johnson (818) 222-2710 or Zena Thorpe (818) 882-3572.

May 17 - 18: SANTA MARIA VALLEY QUILT SHOW

Fairgrounds in Santa Maria. For information, call Mary at (805) 934-4708 or Una Lopez at (805) 688-6896.

June 21 -22: ORANGE COUNTY QUILTERS GUILD

"Quilts: A Legacy of Yesterday, Today and Tomorrow". Irvine Valley College, Hart Gymnasium, 5500 Irvine Center Drive, Irvine, CA. For information call (714) 871-3947.

July 26 - 27: CARSON VALLEY QUILT SHOW, Nevada

Quilt show, challenge show, hoffman challenge, antique quilts, vendors, silent auction. Call Sylvia at (702) 267-3232 or write Carson Valley Quilt Guild, P.O. Box 2541, Minden NV 89423.

August 8 - 10: SAN DIEGO QUILT SHOW

San Diego Convention Center, For information: SASE to P.O. Box 420148, San Diego, CA 92142 or call (619) 461-7321.

August 24: QUILTING BY THE SEA

Santa Monica Quilt Guild. First Methodist Church, 1008 11th Street. Quilts, dolls, silent auction, Guild Mercantile, food. Free Parking. For Information send long SASE to S.M.Q.G., P.O. Box 5541, Santa Monica, CA 90409.

COMMUNITY PROJECT

She said to herself with a grin
This is situation Win/Win,
I'll pick out a few
of my Fabrics or two
And sew a quilt for Her or Him.

Children who languish in bed
Need comfort and teddy, it's said,
And a Quilt to bring Joy
To a small Girl or Boy,
Rainbow-colored plus red.

We cannot cure all the worldly ills,
But maybe the heart-warming thrills
Of a 'Neath-the-Quilt snuggle
Will lighten the struggle
And do more than a bucket of pills.

So you really want to add a lift
For the 'Kancer Kids' that will be felt,
But haven't a thought or idea.
Well, here is a goodly plethora
With endless notions to Quilt.

For Children's Themes
Or to go free in a gleam,
Check the Guild Library,
Maybe find a cute dromedary,
And help a sick child to dream.

Books in the Library to get ideas for the
"Pediatric Oncology Community Project:
Amish Crib Quilts, R. & K. Pellman
Appliquilt your A B C's, T. White
Celebrate with Little Quilts, Berg, Von Holt & Johnson
Creature Comforts, Shirer & Brackman
Little Quilts All Through the House, Berg, Von Holt & Johnson
Picture Perfect Patchwork, N. Norman
Piecemakers Country Store, Piecemakers
A Pioneer Doll and Her Quilts, M. Hickey
Pioneer Storybook Quilts, M. Hickey
Quilts for Kids, C. Palmer
Quilts for Red-Letter Days, J. Kim
Refrigerator Art Quilts, J. Paulson
T.L.C., T. Phillips and J. Simonich

New Baby Boy!!

Kathy Doughty gave birth to Forrest William Brewer (Will), on April 19th. Will weighed 7 lbs., 8 oz. and he was 19 1/2" long.

Both mom and baby are doing very well. Kathy looks great and seems to be enjoying her new role. Congratulations!

Quilting Today Challenge

Celebrate the American Way with Christiane Meunier. Make a block that represents your feelings about being American or about America itself. Your block does not have to be red, white and blue or have patriotic fabric. In fact, I'd prefer you to express yourself in a rainbow of colors and personal images. After I've had the pleasure of seeing all of your blocks, my challenge will be selecting the winners and putting them together to form one quilt that really expresses it all.

Rules:

- * Make an original block.
- * Use any techniques, colors or fabrics you want.
- * Make your block any shape and any size, but the longest side should not exceed 12".
- * Sign your block on the front.
- * Fill out and send in an entry form with your block (see Judy Rys, if you need a copy)
- * Enter as many blocks as you wish. The deadline is August 26.

Send to: The Quilting Today Challenge, 2 Public Ave., Montrose, PA 18801.

The designer of winning blocks will receive fabric from P&B and Cotton Batting.

"The Best of the Valley", Call for Entries

This is the third annual show, held in Tulare, CA. The date of the show is September 25 - 28 and October 2 - 5. This is a Juried and Invitational Show of quilts and wearable art. The deadline for entries is July 1st, 1997. Entries not received by that date cannot be guaranteed entry in the show. Quilts must have a 4 inch sleeve. Entry fee is \$5.00 per entry, maximum of \$15.00 per exhibitor. Include an unframed color photo of the entry with entry form. Attach identification label to the lower right hand corner on the back of the quilts. On garments, attach inside at center back. Secure with stitching. There is also a category sponsored by The Tulare County Cotton Women for quilts made entirely from 100% cotton, including the batting. If you would like a copy of the entry form, contact Judy Rys.

Policies and Guidelines

Because the Guild has so many new members, we think it might be helpful to go over some on-going policies and announce some new ones. These are items not covered strictly in our by laws and may need to be altered sometimes, so making them part of the bylaws would be unwieldy.

1. We want always to be considerate of each other when we participate in Guild activities. That means using good materials (pre-washed, colorfast, cotton unless otherwise specified) for fabric exchanges and being careful to follow the rules when making the block of the month. At least we should try to make *our* 12 inches match someone else's! If you blow it, do it over. (No Mary Ellen measurements please!)

2. Some members are highly allergic to perfumes, so please think about their comfort when deciding to splash on that expensive stuff. Perhaps its best saved for more special events.

3. Workshops are geared for adults who are expected to read the supply list and come prepared for the class. Please don't bring friends or guests along. Sometimes supplies may be short because the speaker has been on the road for awhile, so please be willing to share them. We hope workshops provide a chance to get to know each other, but the teacher's message is the most important one. The teacher can cope with so much noise and the community center dance band is usually ample competition for her/him.

4. Our members' roster is intended for your personal use only and remember that some members may consider the information it contains about them private.

5. A table is provided at the back of the room for advertising and flyers. If you have information about store sales, conferences, or other private enterprises, that is where you should put the material for our members to pick up as they wish. We all like to get in on a good deal. Remember, each paid member is entitled to one free "ad" in the newsletter each year.

6. The library belongs to us all and materials are expected to be returned on time and in good condition.

7. Unbudgeted expenditures over \$100 should be approved by the Board. Those over \$150 will be published in *Coast Lines* and voted on by the Board at the following Board meeting. Expenses in excess of budgeted categories or unbudgeted expenses incurred without Board approval may be presented with documentation for Board consideration. Purpose: To prevent any misunderstandings and clarify payment of expenses. The general membership should have input into any major expenditure.

8. All expenditures need to be documented (with written receipts, etc.) for payment by the treasurer. Purpose: Complete and accurate records can be maintained.

9. A volunteer committee will do an in-house audit by the November general meeting. Purpose: The balance for the treasury will be accurate for transmission to a (possible) new treasurer.

10. Each September all committee chairmen should review and update their current job descriptions. Two copies should be delivered to the president for transmission to the new board. Purpose: to keep current and make possible an orderly transition to the next person. Will also provide the nominations committee with information they will need in the search for nominees for these positions.

Farewell to Lee Carlson

Lee will be moving to Santa Monica in June. She wants to live closer to her three daughters and two grandchildren. Lee has been a Board Member since the Guild began. We will miss her and we hope that she will come back to visit occasionally. Good Luck Lee!

Her new address is: 519 San Vicente
Unit 515-A
Santa Monica, CA 93402

NEW Members

Please welcome these new members to our group! Cut this section out and add it to your directory.

- | | | |
|--|-----------|----------|
| BUTNER, Lynda
6226 Westmorland Pl, Goleta 93117 | January 8 | 683-1959 |
| DOUGLAS, Shari
3663 San Remo #4H, SB 93105 | May 7 | 682-7275 |
| MARSCHAK, Nancy
3738 Gregory Way #2, SB 93105 | January 1 | 687-7498 |
| MINER, Lorraine
6008 B Jacaranda Way, Carpinteria 93013 | April 21 | 684-8838 |
| SIADAL, Margaret
6211 Westmorland Pl., Goleta 93117 | Nov. 29 | 967-0266 |
| WILLIAMSON, Mary Lou
262 Brentwood Way, Goleta 93117 | March 17 | 968-4772 |

Library Reservation Form

Date _____

Your name _____

Item desired _____

Author _____

Turn in at Guild Meeting or mail to Sue Scholl
5043 -C Rhoads Ave., Santa Barbara, CA 93111-2668.

Note A through M titles will be in Library at April, June, August, October and December Guild meetings. N through Z titles will be in Library at May, July September and November Guild meetings.

Work Table for Sale!

40" x 73".

The top has a self-healing mat that removes for storage. There is oak trim around the top that prevents things from falling off the edge. The height can be adjusted and the legs can fold for storage. Great table for cutting. Perfect condition! \$150.00
Call Lee at 964-1050.

April Refreshments

Many thanks to the following members fro bringing the refresments for us in April.

- Diane Iler
- Betty Shumaker
- Pat Shewzyk
- Lynn Laughin
- Harlene Bailey
- Joanne Coulter
- Lynn Dishion



May

- 7 Shari Douglas
- 15 Tabby Pagliotti
- 25 Susan Cochran
- 26 Vicky Speck
- 29 Jean McMillan

June

- 3 Sandy Wilmot
- 6 Judy Mudfoot
- 6 Marjorie Hall
- 7 Beth Jones
- 8 Ingrid Engmyer
- 11 Nancy Wood

Coastal Quilters Guild

Web Page Address: <http://www.west.net/nonprof/quilt>

Membership

Guild meetings are held on the second Wednesday of each month at 7:30pm at Samarkand Community Center, 2550 Treasure Drive, Santa Barbara, CA. Please carpool, parking is limited. Coastal Quilters Guild of Santa Barbara and Goleta, CA is a non-profit, educational and charitable organization. It is the purpose of the Guild to educate its members about the history and preservation of the art form of quilting and its related topics; to learn new techniques, improve skills and to inform the community-at-large about our quilting heritage.

New Members and Membership Renewals

Mail your Membership form, check or Money order for \$25, payable to Coastal Quilters Guild, Inc.

P.O. Box 6341, Santa Barbara, CA 93160

Attention: Membership

Coast Lines Newsletter is a monthly publication

Deadline for newsletter articles is the last Wednesday of each month for the following issue. Send Newsletter articles to my home, Attention: Newsletter.

Judy Rys, 6287 Stow Canyon Road, Goleta, CA 93117

E-mail: JudyRys@aol.com


Teacher's Tips

From Marty Frolli

For an inexpensive felt board, purchase a flannel backed vinyl tablecloth. It may be tacked to the wall or pinned to curtains. When the project needs to be put away, simply roll the tablecloth up, encasing the work in progress.

To keep fabric from stretching when marking, place a light weight piece of sandpaper under the fabric. It will stop the stretching and the marking tool will mark darker and clearer.

Make labels for your quilt by ironing freezer paper to the wrong side of fabric. Work on a flat surface, such as cutting board, rather than the iron board. Trim to 8-1/2" x 11". Roll into the type writer or manually feed into printer. Some inks or toners will smear - they sometimes can be set with hair spray or spray starch.



Coastal Quilters
of Santa Barbara & Goleta, Inc.
P.O. Box 6341
Santa Barbara, CA 93160

