


# Coast Lines



Newsletter of the Coastal Quilters Guild of Santa Barbara & Goleta, CA

August 1996

*August 14*

## Fabric Alterations Program

A special hands-on workshop will be our program event at the August General Meeting. Members will be tutored in special techniques for customizing fabric. We will dye, paint, stamp, marble and manipulate or fabric samples at Oak Park – Meeting starts early at 6:30 p.m.



*Photo by Jan Inouye*  
Colby Klein and Judy Gorrindo practice marbelizing fabric

*August 17*

## Noelle Tamborini-Olson

**Wearable Art Saturday Workshop**  
Goleta Community Center - Cafeteria room.  
Contact Anne Braddock, Workshop Coordinator (687-4228)

Noelle will demonstrate machine and handsewn techniques, embellishments (including fabric origami), easy fabric-design screening and stamping. Noelle's garments are whimsical and imaginative. She will share with us some of the techniques she uses, as well as design motivation, fabric selection, and pattern choices.



## Community Quilts Week-day Sewing Fest August 21st 10am - 2pm

**Location** Diane Eardley's house  
**618 Miramonte Drive, Santa Barbara**  
Take the Carrillo exit toward the ocean, turn left on Miramonte about half way up the hill.  
Go past the condos, KEYT, and down the hill.  
618 is half-way down the hill on the left.  
Park in the driveway or on the street.  
Parking on the up-side of the hill is the best bet.

We have 4" squares, batting and backing fabric to share.  
**Bring something to share for lunch or come just for a short time if your schedule is tight.**  
Donations of fabric (large or small pieces, batting, and 12" blocks are welcome.

**RSVP to Diane 963-8321**



### **In This Issue**

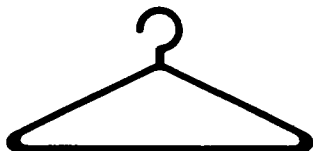
August Program & Workshops	1
September Program	2
October Workshop, Guild News	3
Fall Qtr Adult Ed classes	4
Guild Library	5
Quilt Shows	6 & 7
Dyeing Tips	8
Block of the Month	9

## September 11- Nancy Johnson Srebro

Best known as the guru of the Featherweight sewing machine, Nancy will be joining us at our September meeting to stimulate our appetite with a lecture of "The One Hundred Plus Club." This is an in-depth look at 100+ quilt blocks using the "no template" rotary cutting method which makes all sizes and shapes of blocks. Also it will cover the use of over 350 different fabrics and colors used to make these creations.

**September 12** On Thursday, Nancy will give a workshop on **Endless Circles**. This is a quilt filled with color and pizzazz, that visually looks like it has circular pieces, but is made all of straight seams. You can use from 3 to 50 different colors and you use **NO TEMPLATES**.

Additional information to be presented at the workshop will include proper use of rotary cutting equipment, getting an accurate 1/4" seam allowance, properly set-in squares and triangles, and how to press correctly. These techniques can make a difference in the final effect and quality of the quilt top. Nancy's workshop will be very informative and productive. **Fee is \$30, contact Anne Braddock to enroll 687-4228.**




### Wearable Art Challenge

- We are still looking for a piano player to play a medley of songs as background ambience for the fashion show. If you have any suggestions, please contact Jan Inouye.
- At the September meeting, Jan will take slide photos of challenge garments and the details. **Bring your garment in a brown paper bag, with your name attached, to Jan Inouye in the lobby area for the slide photography.** A slide show, in conjunction with the fashion show, will enable the audience to appreciate special techniques that may be easily obscured by the pace of the show event.
- **Also in September, Entry Forms will be available and printed the newsletter.**

### Endless Circles - Learn to make this quilt in September

ENDLESS CIRCLES QUILT BY NANCY JOHNSON-SREBRO  
copyright 1991



Main points (blue)

32 colors (brown/cream)

12 colors (red)



### September... bring to Guild meeting

- Bring Challenge garment (in-progress or completed garment) in a brown bag with your name on it. Slide photos will be taken at the Sept. meeting.
- Turn in Library books checked out in July.
- Pick up more Opportunity Tickets, turn in donations
- Diane Eardley will collect quilts that are ready for Sarah House.

**OCTOBER CHARITY  
QUILT WORKSHOP**

Thursday, October 10  
Goleta Community Center  
from 9:00am - 3:30pm

We can spread out our sewing equipment, batting and designs on large tables in the auditorium. Bring a lunch or snacks to share, your sewing equipment, and the charity quilt projects you have already started. Batting, backing and fabric squares will be provided. This is our chance to spread out the quilts and, sandwich, baste and have a good time together making our charity quilts.



**Block of the Month**

Members participating in the BOM program need only 12 blocks to qualify for the end of the year drawing. So if you haven't had an opportunity to participate yet or fall short of the 12 blocks, there is still time! Congratulations to the most recent winners of blocks.

**June** 38 Father's Day Ties were won by Jeanne Neilsen.

**July** Block of the Month - 71 Fireworks Star blocks in red, white & blue were won by Karen Pickford. (Wow! That's enough for 2 quilts, Karen.)

**September** School Days blocks will start you thinking of back-to-Adult Education school. The color scheme is blue for background, brick like/stone like fabric for the school building, black for the door and roof and light fabric of your choice for windows. *see page 9*

**Thank you, Refreshment Team!**

July refreshments were donated by  
Suzy Carter  
Carlene Chagnon  
Beth Jones  
Linda Karppinen  
Dorothy Oskner  
Sandy Wilmot

Friendship is not only doing something for someone, but it is what every person needs.  
C. Neil Strait



**Door Prizes**

I wish we could all be as lucky as Maggie, when it comes to winning door prizes! She must have a record for most consecutive wins by the President of the Guild! What is her strategy? Will she share her secret? Maggie, will you give us a hint?

- July door prizes** were generously donated by the following businesses and members.
- Stencils and Stuff - 1 stencil, 1 quilter's T-shirt
  - Mumm's the Word - 1 Baby Bovines pattern
  - Alaska Dyeworks - 1 set of 8 1/16th yard pieces of fabric
  - Piecemakers Country Store - 1 pattern set with card & envelope
  - Beverly Fabrics' Goleta - 2 books
  - Square Dance - Fancy Quilts from Plain Squares & Bowsers and Meowsers*
  - MM Fabrics - 3 pks. of 6" squares
  - Coastal Quilters - *Block of the Month Book*
  - Michelle Lyon - 1 Mary Ellen Hopkins fabric
  - Suzy Carter - *Quilter's Newsletter Magazine binder*
  - Lena Scharfeld - 3 yards fabric

Thanks to all our donors for their support of the Guild and quilting. Good luck to ticket holders!

**In August** as we draw for a ProChem Gradation Dye Kit as part of the hands-on fabric" program. Maggie, are you available to teach a class on "Everything you should know about winning?"

*Linda Estrada, Door Prize Coordinator*

---

**1996 Opportunity Quilt**



The ticket price is \$1.00 donation or 6 tickets for \$5.00

Please sell lots of tickets to support our educational programs. Harriet will provide a pictures of this cozy heart quilt. Harriet Berk ☎ 687-1028 for more tickets.

The top sales person this year will receive a free guild membership for 1997!

---

### Member's Birthdays



#### August

- 16 Helena Kennedy
- Toni McCabe
- Violet Menoher
- 17 Mary Blaylock
- Linda Estrada
- Elizabeth Hensgen
- 25 Marty Frolli
- 26 Lynn Laughrin
- 27 Debra Rodgers
- 28 Debra Van der Sommen
- 29 Carol Barringer
- Ingrid Bergere
- Cathy Rampton
- Pat Stanovich
- 31 Nancy Horii

#### September

- 1 Joyce Antrim-Sos
- Carol Farmer
- Charlene Garfinkle
- 4 Joanne Coulter
- 5 Doris Gilman
- 8 Dorothy Oksner



### Coastal Quilters Guild

#### Web page address

<http://www.westnet/nonprofit/quilt>

President: Maggie Godwin  
 1st Vice President (Programs) Judy Gorrindo  
 Workshops Anne Braddock

#### Membership

Guild meetings are held on the second Wednesday of each month at 7:30pm. Samarkand Community Center, 2550 Treasure Drive, Santa Barbara, CA. Please carpool, parking is limited. Coastal Quilters Guild of Santa Barbara and Goleta, California's a non-profit, educational and charitable organization. It is the purpose of the Guild to educate its members about the history and preservation of the art form of quilting and its related topics; to learn new techniques, improve skills and to inform the community-at-large about our quilting heritage.

New Members and Membership Renewals..... Mail your Membership form, check or Money Order for \$25, payable to Coastal Quilters Guild, Inc. P.O. Box 6341, Santa Barbara, CA 93160 Attn.: Membership

Coast Lines Newsletter is a monthly publication.

Deadline for newsletter articles is 1st day of each month for next issue. Send to PO Box (above) Attn.: Editor, or call Lynn Laughrin (805) 962-6401, e-mail [laughrin@transoft.net](mailto:laughrin@transoft.net)

---

### Fall Quarter Adult Education Preview

#### Sampler Quilt (Beginning quilters)

Marty Frolli

A course for people who have never quilted and for those who want to sharpen their skills. Learn the basics of quilt making while constructing a sampler quilt. Covers traditional and contemporary techniques of piecing, appliqué and quilting

Sept. 10 (10 Tuesdays) 9:00am - noon

Rm. T-2, Wake Center

OR

Sept. 11 (10 Weds) 9:00am - noon

Rm. 2, Wake Center

---

#### Christmas Sampler (Intermediate)

Marty Frolli

Be ready in time for the holiday season with this delightful Yuletide sampler. You'll master a variety of quilting techniques while piecing together this celebration of Santas, stars and Christmas trees. The class will include information on machine quilting to complete your red and green keepsake!

Sept. 13 (10 Fridays) 9:00am - noon

Rm., 2 Wake Center

---

#### Appliqué Houses (Beginning & Intermediate)

Melody Bolley

Learn various appliqué techniques including needle turn, freezer paper and cut work methods and more! choose from a variety of house patterns, follow the *Piecemakers 1997 Calendar* patterns, or design your own project, if you prefer.

Sept. 11 (Wednesdays) check Schedule for time

1:00pm-4:00pm

& (Thursdays) check schedule for time 6:30pm-9:30pm

Rm 2 Wake Center

---

#### Log Cabins

Maggie Godwin

We will cover a variety of log cabins from traditional to the most modern, including the illusion of curves using log cabin blocks.

Sept. 10 (Tuesdays) 7:00pm-10:00pm

Rm 2, Wake Center

---

#### Quilts For People Who Love Fabric

Maggie Godwin

We will discuss fabrics from 2 points of view: How to put fabrics together in one quilt so it will be a cohesive design and What to do when you fall in love with a special print and don't know what to do next!

Sept. 12 (Thursdays) 7:00pm - 10:00pm

Rm. 2, Wake Center

Check It Out  
Books due in  
September

## Library News



Please bring books and tapes checked out in July back to the Guild Library in September. As the Library is taking its summer break, let's do some reviewing. You will be in tune with taking out books come September, when the Library returns for Service. Check it out!

### **RULES OF THE COASTAL QUILTERS GUILD INC LIBRARY**

1. Select one or two books. (TWO is the maximum you may have checked out at any one time.)
2. Take the card out of the jacket on the inside cover; fill in the MONTH and YEAR you are TAKING THE BOOK OUT (NOT the month it is DUE) and your NAME and TELEPHONE NUMBER.
3. Put the card in the CHECK-OUT BOX and enjoy your book.
4. The book is due the FOLLOWING GUILD MEETING. This is the honor part. If you are unable to attend the following month's meeting, give the book to a fellow member to return for you, call one of the librarians to arrange a way to return the book or mail the book back. Books must be in librarian's hands NO LATER than the END OF THE MONTH the book is DUE IN.
5. When you are returning a book, find the CHECK-IN AREA. Find your name in the card boxes and CROSS OFF YOUR NAME (or an available librarian will help you do this). Put the card back in the jacket, but DO NOT PUT THE BOOK BACK IN THE LIBRARY. Drop the book in the Check-In Box or give to the available librarian. (The librarians need to check the books before they are put back into circulation.)
6. THE GRIM PART - If the book is not returned after 2 months of use, the borrower's name will appear in the Newsletter and/or be posted at the Library. After 3 months, the member will be asked to replace the book. If the book is not replaceable, there will be a flat charge of \$20.00.
6. THE EVEN GRIMMER PART - The above library penalties will be changed by the Board to also include daily accrual charges for overdue books if we continue to find books are not being returned in reasonable time, are being taken out of the library without being checked out, or are being lost. Restriction of your privilege to use the library may also be considered by the Board. REMEMBER, a name not crossed off a card still remains liable for the book and above penalties.
7. THE GOOD NEWS - There will be a drawing at year's end for a quilting magazine subscription for those who have not received an Overdue Notice.

# QUILT SHOWS & SEMINARS

Now through Nov 2 INTERCOURSE, PA Mennonite Quilts of Lancaster County. The People's Place Quilt Museum. "...an accurate account of the lives of Mennonite quilters from 1855-1935." Info: The People's Place Quilt Museum, (717) 768-7101, or write 3510 Old Philadelphia Pike, P.O. Box 419, Intercourse, PA 17534

**July 11 - Sept 1 SAN JOSE Cloth and Comfort 1750-1950** Heirloom quilts from California collections. Co-curated by Roderick Kiracofe from his book "The American quilt."

American Museum of quilts & Textiles  
60 South Market Street  
San Jose, CA

Museum hours Tues-Sun 10am - 4:00pm;  
Thurs until 8:00pm Info: (408) 971-0323

**Aug 17 & 18 COSTA MESA Quilt Harvest '96**, Orange Grove Quilt Show, Orange County Fairgrounds. Info: Orange Grove Quilt Guild, P.O. Box 453, Garden Grove, CA 92642 Info: (714) 495-5271

**Aug 18 - Sept. 4 SACRAMENTO California State Fair**, includes the California Quilt Classic Competition, Info: (916) 263-FAIR

**Aug 24 SANTA MONICA Annual Quilt Show**, First Methodist Church, 1008 11th Street. \$3 Info LSASE to Rose Germaine, SMQG, PO 5541, Santa Monica, CA 90409-5514

**Aug 30, 31 & Sept. 1 SAN RAFAEL Marin Quilt & Needle Arts Show** presented by Marin Needle Arts Guild 10-5 \$7, Marin Civic Center Exhibit Hall. SASE Marin Quilt & Needle Arts Show, P.O. Box 6015, San Rafael, CA 94903

**Aug 31 - Sept 1 BIG BEAR Mountain Treasures VIII Quilt Show** presented by Busy Bear Quilt Guild. \$2 Masonic Lodge, 385 Summit (between Hospital and Sheriff's Station) Info Lorna Hatfield (909) 866-3747

**Sept 21 & 22 PASO ROBLES Almond County Quilt Show III**, Mid-State Fair Grounds 10-5 Info: (805) 466-6561

**Sept. 13, 14 & 15 SAN DIEGO San Diego Quilt Show, Inc.** San Diego Convention Center. Free admission to volunteer hostesses. Info: (619) 461-7321 or write SDQS, P.O. Box 420148, San Diego, CA 92142-0148

**Sept 20 - 29 HAWAII Traveling Quilters** will travel to Oahu and Maui. Price includes Round trip from LAX, hotel, tours, museum and mission houses, rental car and more! Only a few spaces left. Info: Lynn Crawford (619) 249-8869

**Sept 26 - 29 & Oct 3 - 6 TULARE Second Annual "Best of the Valley"**, a regional show of quilts and wearable art. 10-4 each day. Tulare Historical Museum, 444 West Tulare Ave. Info: (209) 686-9152

**Sept 28 BURBANK Quilted Keepsakes VIII**, Valley Quiltmaker's Guild. Los Angeles Equestrian Center, 480 Riverside Drive, Burbank, CA Info: (818) 360-3481

**Oct 4 - 6 SCOTTSDALE, AZ American Quilt Study Group's 17th Annual Seminar, Weekend Conference** for historians, collectors, quiltmakers, curators, and all who appreciate the many roles quilts play in our history. Info: AQSC 600 Mission St., Suite, 400, San Francisco, CA 94105 (415) 495-0163 Fax (415) 495-3516

**Oct 5 SIMI VALLEY Anniversary Rose Quilt Show**, Simi Valley Quilt Guild, Rancho Susana Community Center, 5005-C Los Angeles Ave., Simi Valley, CA Info: (805) 529-1293

**Oct 10 - 13 PALM SPRINGS World Quilt Oasis, Pacific International Quilt Show**, Palm Springs Convention Center \$12,000 in cash prizes, classes and Wearable Art competition. Volunteers needed hostesses, judging assistants, fashion show assistants, fashion show models. 4 day general admission \$10

**Oct 12 MALIBU Quilt Show & Silent Auction** benefit American Diabetes Association. Malibu Community Center, Info: Carylyn Stader (310) 456-2188

**Oct 12 & 13 SOLVANG Patches and Pieces. Past and Present Quilt Show**, presented by Quilters Etc., Veterans' Memorial Bldg. 1745 Mission Drive, (Highway 246) \$4 Info (215) 862-5828; Fax (215) 862-9753

**Oct 19 & 20 COSTA MESA From Our Hearts and by Our Hands** Flying Geese Quilters Quilt Show. Orange Country Fairgrounds, Costa Mesa Info Sheryl Hitt (714) 979-1801

**Oct 26 CANYON COUNTRY Quilting Through the Past, Back to the Future, 7th Annual Quilt Show**, Santa Clarita Valley Quilt Guild, Canyon High School, 19300 Nadal St., Canyon Country, CA 91351 Info: (805) 296-6790

**Nov 2 , 1996 -- Jan 26, 1997 SAN DIEGO Visions: QuiltArt**, Musuem of San Diego History in Balboa Park 80 quilts, twice as many as in 1994! Docent tours for groups (619) 695-2822

**E-mail, anyone?** If you would like to receive the current Quilt Show Calendar by e-mail or fax, send your address to [laughrin@transoft.net](mailto:laughrin@transoft.net)

## Special Quilt Exhibition

University of California at Los Angeles  
presents a special exhibition

**A Quiet Spirit: Amish Quilts**  
from the Collection of  
Cindy Tietze and Stuart Hodosh

**September 29, 1996 - February 16, 1997**

### UCLA Fowler Museum of Cultural History

Powerful fields of color and beautifully spare geometric forms characterize the Amish quilts featured in this exhibit which will be on display for a half month. The exhibition marks the first time this distinguished private collection has ever been presented and includes 50 works from Pennsylvania, Ohio and Indiana dating from the 1880s to the 1940s. (see article on page 8)

Coinciding with "A Quiet Spirit," a companion presentation of contemporary photographs of the Amish is featured in "Views of An Amish Community: Photographs by Susan Einstein." Fifty images, in color and black-and-white, document the daily lives of an Amish community in Lagrange County, Indiana.

Both exhibitions will be on view Wednesday through Sunday, noon to 5 p.m., Thursday until 8 p.m.

Admission \$5 adults; \$3 seniors (65) Free to everyone on Thursdays.

The museum is located on campus just west of Royce Hall. parking on campus (Lots 4 or 5) is \$5. For information call (310) 825-4361.

### Quilt Show Report from Sisters, Oregon

Nola Ferguson traveled to Oregon in July and reports that the annual quilt show at Sisters, Oregon, is a *must see* for quilters. Beautiful quilts are displayed outdoors all over town at this one-day event. Most of the quilts are for sale and the show draws a large crowd. This year, Witney Otto, author of *How to Make an American Quilt* spoke at the Friday evening event and signed her book.

*Blue is for truth. White is for peace. Yellow is like gold, it means love.*  
Pecolia Warner, African-American Quilter

## CROSSROADS 1997

### Southern California's Time to Shine!

SCCQG and Road to California are pleased to announce the 2nd annual juried & judged quilt show.

### CROSSROADS: Exploring Quilt Frontiers January 17-19, 1997 Ontario Airport Hilton.

Our first show last January was amazing! Southern California's quilters out did themselves with quality workmanship, and creative designs. The dolls and wearable art on exhibit were equally exceptional.

CROSSROADS is only open to residents of Southern California and Southern Nevada. - and this means YOU are able to enter and compete for close to \$5,000 in cash and prizes.

2 Best of Show (traditional and innovative), 2 Special Awards (machine and hand quilting), Viewers' Choice and 1st and 2<sup>nd</sup> Place Awards in 19 categories will be given.

Don't miss out on this!

**Entry Deadline:  
November 1, 1996**

For further information, send  
a \$.64 SASE to:  
CROSSROADS  
P. O. Box 966  
Alta Loma CA 91701



## Aunt Ima Sew-Happy's Advice for Quilters

---

### Classes of Dyes

Each class has its own color range and its own characteristics. Some dyes will dye only very specific fiber types. There are fewer than 20 dye manufacturers in the world, yet there are many more dye repackagers using their own company name.

**Union Dyes**, often referred to as Household Dyes, these are the most common and found in craft shops and grocery stores. Designed to work on most fabrics including some synthetics, they produce significantly paler results. Used for emersion dyeing, direct application, i.e. painting, stenciling, staining. Union dyes cannot be used for over-dyeing or double dyeing.

**Fiber-Reactive Dyes** (powdered form and liquid form) The newest class of dyes, developed since 1956. Popular dyes as they are versatile and very permanent. Used industrially for clothing because they have very high ratings for washfastness and lightfastness. Called *reactive* because they "chemically react" with the fiber and form a permanent bond. Since they are non-reversible they are excellent for over-dyeing and double-dyeing. Designed for cellulose fibers used with salt and sodium carbonate, washing soda. They can also be used on protein fibers with salt and a mild acetic acid such as white vinegar. Silk can also be dyed using either the cellulose or protein recipe. Reactive dyes will not dye synthetic fibers other than rayon.

**Acid Dyes** are designed for protein fibers (wool, hair, fur, silk). Most often used for immersion dyeing, acid dyes can also be applied with surface design techniques on silk and wool. Acid dyes are reversible and cannot be used for over-dyeing or double-dyeing.

**Pre-Metalized Dyes** are a combination of acid dye and one or more metal salt mordants. They produce brilliant colors on protein fibers and have a different color range than the other dyes. They are non-reversible, therefore, not good for over-dyeing or double-dyeing. This class requires precise control and extra chemicals.

For more information see *Hands On Dyeing*, by Betsy Blumenthal and Kathryn Kreider

**For Safety:** Whenever you are dyeing fabrics or yarns, be careful not to contaminate food with dye stuff.  
Dye outdoors, do not prepare or eat food near your projects.

### Dye Hints for Fiber-Reactive Dyes

1. Dye shirt or fabric a solid color first using Tub-Dyeing method, then tie-dye using another method such as scrunching and wrapping with string or rubber bands, pleating or folding fabric and securing with string or clips.
2. Sprinkle pure dye powder onto tied and pre-soaked fabric for intense bursts of color.
3. Some white buttons will take dye. Dye those buttons to match your garment!
4. Spruce-up a tired (100% cotton) bed sheet by tie dyeing, folding or pleating it and dyeing it in your washer.
5. Prepare a stencil, sponge or potato stamp and stamp muslin yardage for garments too.

On the road to homes of friends, grass does not grow.  
Norwegian Proverb



## SEPTEMBER SCHOOL DAYS

10" Finished (10 1/2" with seams)

### MATERIALS:

- Background - Blue
- School Wall - Brick like/stone like
- Roof /Door - Black
- Windows - Light fabric

### CUTTING DIRECTIONS:

#### Background fabric:

- A - Two 1 3/4" x 3 5/8" rectangle
- B - Two (1 reversed) Template
- D - Two 1 3/4" x 4 1/4" rectangle
- F - Two (1 reversed) Template
- 1 - Two 1 1/4" x 5 1/2" rectangle

#### Roof /Door fabric:

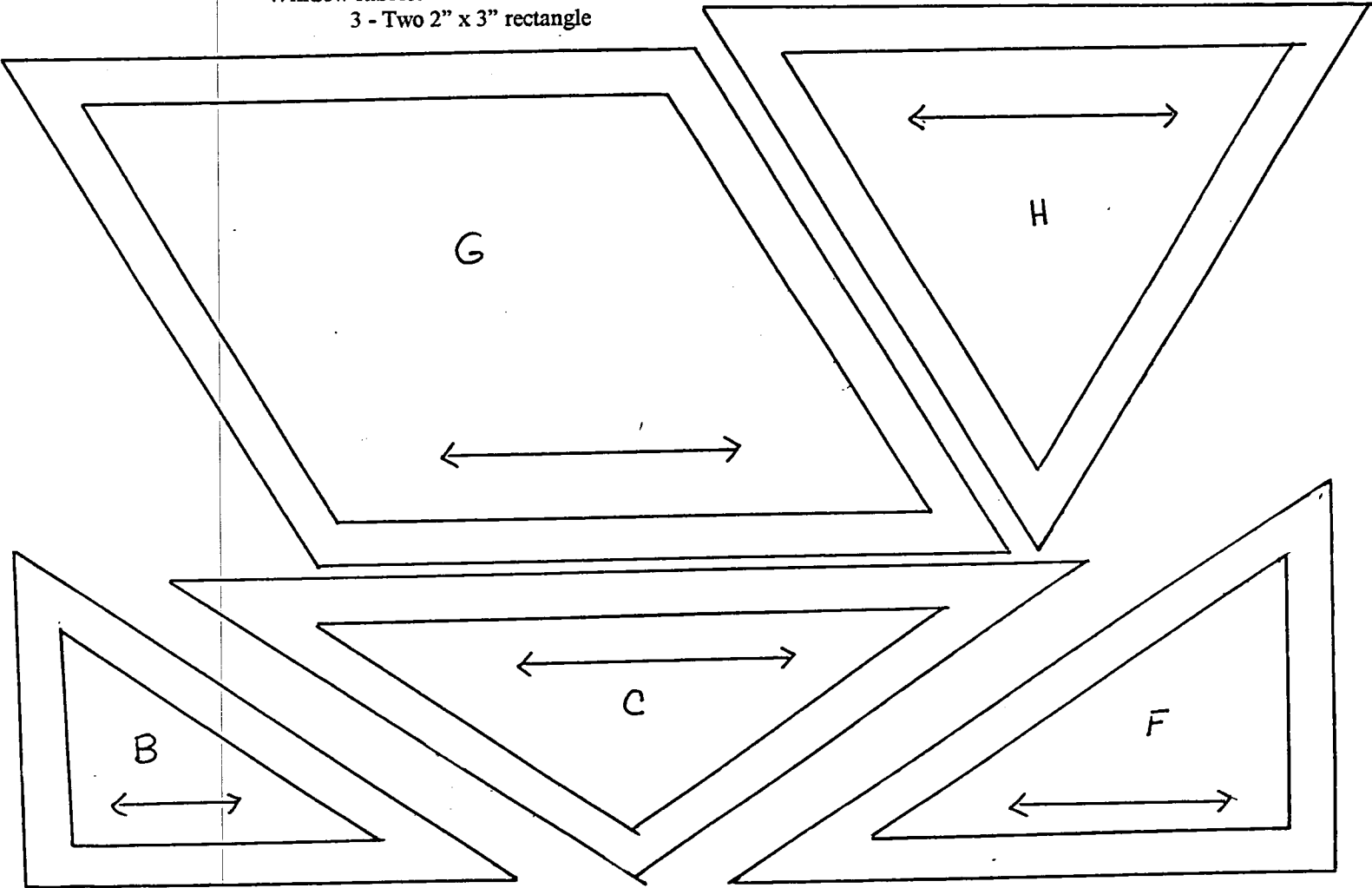
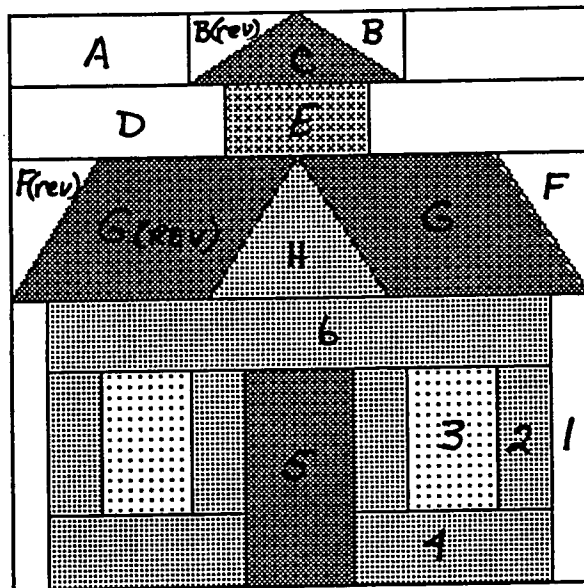
- C - One Template
- G - Two (1 reverse) Template
- 5 - One 2 1/4" x 4 1/4" rectangle

#### Wall Fabric:

- H - One Template
- E - One 1 3/4" x 3" rectangle
- 2 - Four 1 1/2" x 3" rectangles
- 4 - Two 1 3/4" x 4" rectangle
- 6 - One 1 3/4" x 9 1/4" rectangle

#### Window fabric:

- 3 - Two 2" x 3" rectangle




.... Wonder if some of the  
hand-dyed fabric will work  
in my projects for Fall  
quilt classes?

...I better look back  
at page 4



CQ Quilters Take It Outdoors in August



Coastal Quilters  
of Santa Barbara & Goleta, Inc.  
P.O. Box 6341  
Santa Barbara, CA 93160