


Coast Lines



Newsletter of the Coastal Quilters Guild of Santa Barbara & Goleta, CA

July 1996

July 10 Guild Program

Look What I Found in My Sewing Room!

During the summer months some guilds "go dark." Coastal Quilters has asked quilter's comedian, Bev Stookey, to shed some light on our sewing rooms. Bev said she would be happy to give us the opportunity to laugh at ourselves with her original brand of observational humor. Bev describes herself as a cross between Erma Bombeck and Roseanne. She will present a humorous talk & trunk show that's a no-holds-barred look at the typical sewing room.

In July - no workshop scheduled.

August 14 Fabric Alterations, page 2

Meeting starts at 6:30PM in Oak Park

August 17 Saturday Workshop

Noelle Tamborini-Olson

Wearable Art Taking Sign-ups

Goleta Community Center - Cafeteria room.

Workshop Pre-registration is required.

Anne Braddock, Workshop Coordinator ☎ 687-4228


Noelle's garments are whimsical and imaginative, a bit unusual theme-wise and very well executed. They are also winning garments to illustrate the possibilities of garment-making. She will share with us some of the techniques she uses, as well as design motivation, fabric selection, and pattern choices. Her garments will be available for touching, trying on and photographing. Noelle will demonstrate machine and handsewn techniques, styles of embellishments (including fabric origami), easy fabric-design screening and stamping. To name a few of her honors and credits, Noelle has entered ten garments in the Marine Needlework and Quilt Show in the past seven years. She won 4 blue ribbons, 2 second-place ribbons, 3 Best-of-Class, 4 Judge's awards and 3 Honorable Mentions!

September 11 Psst! Advance news about our program /workshop for September...

Nancy Johnson-Srebro, featured speaker, is author of the definitive book on Featherweight Singer sewing machines, a book on rotary cutting techniques, and several articles on miniature quilts. In fact, Nancy is an well-known expert on all these topics. She will present a lecture titled *One Hundred Plus Club* for all of you who love block patterns.

Anne Braddock is now taking sign-ups for the workshop which explores a nifty pattern, "Endless Circles." We will discover special techniques for rotary cutting with this pattern!

Three of Noelle's garments/ensembles were juried into the 1995 Bazaar del Mundo's Fabric Fantasies at Old Town San Diego. Her ensemble, *Spirit of Latin America*, was given an award of merit. Another garment was chosen as the California Winner of the 1994 Lands End/Good Housekeeping Quilt Contest. This promises to be a great workshop!



In This Issue

Review upcoming Guild Programs.....	1
August special mtg. - Hand's On Fabric.....	2
Guild News.....	3 & 4
What's a Satellite Group?.....	5
Calendar.....	6
Block of the Month.....	7 & 8
News from SCCQG, recipe, Satellite ideas...	9
Contests	10

August 14 Guild Meeting

Meet at Oak Park instead of the Samarkand

Oak Park 6:30 pm

ALTERATION OF FABRIC

Hand's on ... Vat Dyeing, Tie Dyeing, Marbling, Stenciling and Stamping are the techniques you will be exploring to change the look of fabric.

Coastal Quilters Guild will provide dyes, paints and equipment.

You must bring:

Fabric



(write your name on it in permanent ink)

100% cotton (you may get mixed results on polyblends)
suggested sizes 1/2 yard pieces and smaller
Bleached muslin or unbleached muslin

Other fabrics from your fabric stash such as calicos, gingham, white on beige/white, or pieces of fabric that others gave to you because they knew you were a quilter.

- Plastic bag to carry wet fabric home.
- Recycle bin if you signed up to bring one or more.

Wear old clothes because you'll probably get some dye or paint on your clothes.

Strongly recommended to bring:

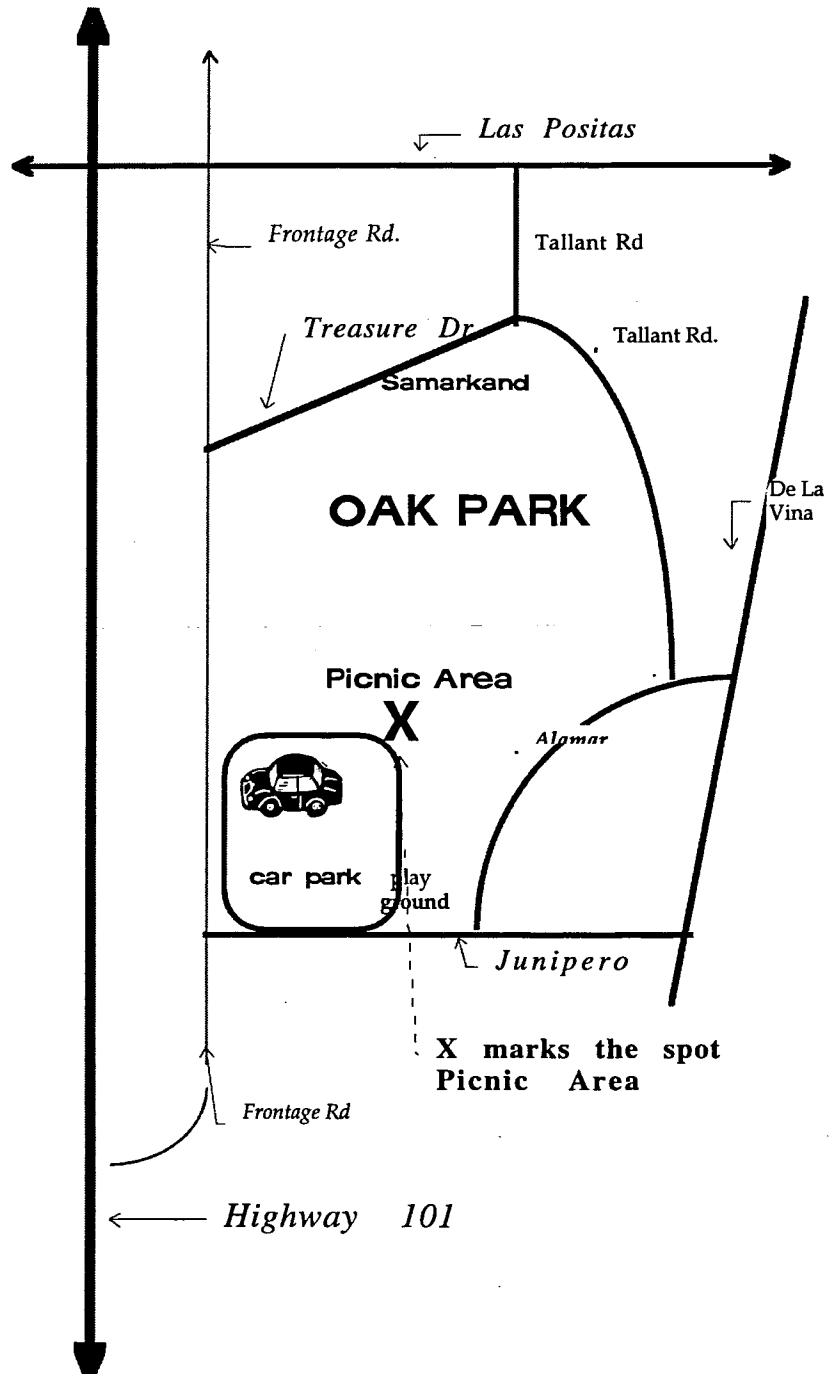
- Rubber gloves or equivalent (like plastic bags to wear as gloves).
- Small knife, to create your own stamps.
- Permanent ink pen, to write your name on fabric that you have cut into small pieces.
- Pen or pencil, paper for notes on what you did.

Neat stuff that you might want to bring:

Be imaginative! limit yourself to this list.
Squirt bottles, small containers, yarn, rubber stamps, stencils, netting or tulle, buttons or coins, milk carton caps, old tooth brushes, natural sponges, stiff artist brush, etc.

Field Questions to Judy Gorrindo, Program Chair & Coordinator for the August meeting.
Phone 682-6592

X marks the Spot Where Quilter's Meet in August



Guild News Briefs

Community Quilts Update

Letter from Diane Eardley:

I am planning a **Week Day Sewing Fest** at my house, the third week of August. **Tentative Date is August 21st**, so mark your calendars.



Hi, from San Diego!

Before I left Santa Barbara on June 19th, I delivered 7 quilts and 3 doll quilts to Sarah House. Debby, the Director of Sarah House, is amazed at our generosity, "artistic abilities" and extremely appreciative of our donations. She said the quilts which are square (i.e., about 40" in length and width) are especially useful because they can be used to cover laps during hand-fed meals. Since the quilts are washable, they do not have to be saved for special occasions.

The lap quilts (roughly 40" x 55") are also being put to very good use, even in this warm weather, as one of the early events of HIV infection is to disrupt the sense of body temperature.

Debby told me there are three little girls currently living at Sarah House who are delighted to have the doll quilts; 20 month old twins and a three year old.

While on my way down to San Diego, I was able to stop at *Crazy Ladies and Friends* in Santa Monica to personally thank the new owner, Linda Sheard, for her generous donation of three bolts of fabric to our Community Project for Sarah House. Maggie Godwin brought back the bolts in early June, and they are at my house in Santa Barbara. I will be in San Diego until early August, but you can call me after August 3rd (☎ 963-8321) if you have a quilt to donate. If you need 4" squares (we still have many hundreds of them even though most of the 7 quilts which I delivered were made of these squares), backing, batting, and some other donated fabric. I will bring squares and lap quilt-size pieces of batting and backing to the August Guild meeting at Oak Park.

I will confirm the date at the August Guild meeting. I hope to make another delivery to Sarah House in early September.

Diane Eardley, from sunny & hot San Diego



Guild Library

Since the August Guild Meeting will be held in Oak Park, there will be no guild library in August.

Books checked out in July should be returned at the September meeting. Please remember to return them.



Block of the Month

June Father's Day Ties were great fun...one sported hot chili peppers... just like Dad used to wear? **July's BOM**, a Fireworks Star, when quilted, will brighten next year's Independence day. This is a great star pattern and can be used with many types of fabrics, even Christmas fabrics. **August blocks** will bring back memories of the striking Green and Red quilts we love. Sew Fun pincushion, thimble and appliqué scissors should provide everyone with a block they can make. *See pages 7 & 8*



Door Prizes

June door prizes collected \$90 towards educational programs for our guild.

As the year passed the halfway mark, we are more than halfway to my goal. Hopefully, with your continued support we will be able to raise \$1,000 through door prizes in 1996. Thanks again for your dollars! In August, to go along with our learning fabric dyeing techniques, a PRO Premium Gradation Dyeing Kit will be awarded as a door prize. Good Luck to everyone! **June Donors of door prizes:**

MM Fabrics - three packets of 6" squares

Grant House - a gift certificate

JHB International - beautiful Pink Flamingo

Thimble

Fairfield - one cotton Batt

Nancy Hori - *Arkansas Quilts & Home Craft Projects*

Jane Manasse - *Bloomin' Creations*, Jean Wells

Michele Lyon - one beige fabric piece

Coastal Quilters - *Block of the Month* book

Cathy Rampton - *The Quilter's Portfolio*

Thanks to all our donors for their support of quilting.

Linda Estrada, Door Prize Coordinator



"1997 Opportunity Quilt? What Opportunity Quilt?"

That's what we will be saying next year unless someone (or some group) comes forward and volunteers to make it soon!

Historically, the tickets we have all so diligently sold have raised enough money to allow us to have an extra two or three speakers each year.

Think back... and consider how the invited speakers have inspired you, informed, and even excited you. Without the funds raised by the opportunity quilt, you might not have learned what these speakers had to teach us; would we have her (or him) here to teach a workshop?

Of course not.

We have had two "nibbles" that could possibly mean that we have the START of an opportunity quilt. The details are still sketchy on both, and they may or may not "pan out." But even if they do, it is only a start. Blocks will need to be set together, or a top will need to be finished. It will need to be layered, quilted, bound and labeled. This will also require volunteers -- and at this time, no one has volunteered.

All of us are busy, and few of us have the time to do this whole project by ourselves. But it needn't be a one-person effort. Talk to your friends, your satellite group, the people you sit with in a class -- maybe a group of you can volunteer together.

Or if you don't want to form a group, but would like to participate in a group, please contact me to volunteer, and I will put you in touch with each other.

But please, please, consider volunteering!
Thank you, *Maggie Godwin, President*

Happy Birth-daze, fun in the Sun!

July

- 10 Kathy Pierce
- 13 Carol Fay
- 14 Tracie Hilden-Cope
- 15 Sharon Hurley
- 16 Cynthia Bonner
- 27 Barbara Larsen
- 27 Susanne Lau Alloway
- 28 Robin Sneed
- 28 Catherine Villani-Shuck
- 29 Judith Nybakken
- 30 Shirley Ofria
- 31 Connie Tafelski

August

- 2 Robin Ruge
- 2 Kit Tuthill
- 7 Janet Berlin
- 12 Deborah Holtzman



Stow House 4th of July

Many thanks to the volunteers who attended and kept the Coastal Quilter's booth open at the annual 4th of July public picnic at Stow House, Goleta. Volunteers were Linda Estrada, Traci Hilden-Cope, Doris Gilman, Diana Iler, Betty Kelley, Jane Manasse. They displayed the guild opportunity quilt and sold \$172 in tickets! There were many questions about the guild and quilting in general. Everyone enjoyed the music and food and we'll definitely do it again next year.

Kristin Otte, Special Events Coordinator

Guild Fashion Challenge Update

For you "challenge procrastinators," maybe reverse psychology will work.


Wonderful PRIZES will be awarded to participants in the fashion challenge. If you haven't a clue what you will make, these prize categories might stimulate sew-action muscles.

- Best match to musical title
- Most touchy-feely (embellished garment)
- Most Humorous or Outrageous
- Largest amount of the challenge fabric used.... and more categories to be announced in the future.

❖ **September Photographs** All challenge participants will bring their garment(s), or part of a garment (it's OK if you're not finished) to the September meeting. Jan Inouye will be in the upstairs lobby area to take slide photographs of those special garment details, to be shown in combination with the October fashion show.

A slide show, in conjunction with the fashion show, will enable the audience to appreciate special techniques that may be easily obscured by the pace of the show event. Also in September, entry forms will be available and printed the newsletter.

Opportunity Quilt 1996

*T*icket price \$1.00 donation  6 tickets for \$5.00
Please sell lots of tickets to support our educational programs. *Pick up your tickets and quilt pictures from Harriet Berk* ☎ 687-1028.

Thank you, Refreshment Team

June meeting refreshments were brought by Gladys Brown, Mariel Harvel, Betty Kelley, Celia Puppo and Colleen Ozab.

Satellite Groups... everything you always wanted to know. but forgot to ask



so you want to get more out of your quilting time! How do I expand my knowledge of quilting and make new friends in the guild? As a CQ Guild member you might want to explore quilt history, techniques, share or swap, attend quilt shows, find places to shop and learn more about quilting and related sewing topics. (If not, skip to page 6)

In short, if you are already an avid quilter or a wana-be avid quilter and can't get enough quilting...you want more, More and even MORE, here's the answer you are seeking! First, determine your interests; second, sign-up for a satellite group with other members who also want MORE!

What's a satellite group? *The equivalent of an old-fashioned home-town Quilt Bee that provides that extra, tasty morsel of quilt group experience you seek.*

As Guild membership increases, it is difficult to provide enough space and an intimate environment for one-to-one sharing, an integral part of the old-fashioned Quilt Bee. Thus, satellite groups continually evolve to fill the gap. They are mini-groups that research special topics, share travel, explore new quilting techniques, sew and swap quilt blocks, make charity items or a guild opportunity quilt, etc. Each satellite group decides what the emphasis will be for their group. Some popular group formats are appliqué block construction, pieced blocks, clothing design, or they just meet regularly as friendship groups, gab, and Show & Tell about quilts in progress.

When? Satellite's usually meet once a month.

Where? At member's houses, on a rotating basis. Willingness to be a hostess doesn't depend on owning a large house. The guild recommends no more than 12 people, as most homes would be hard-pressed to accommodate more. *Do you live in a teeny-tiny studio apartment in a 10 floor walk-up?* Alternate meeting sites are public library meeting rooms, business meeting rooms, church recreation rooms, etc. Each group determines what they need and members determine how to meet those needs.

If sharing is the group's format, the monthly designated hostess usually makes refreshments; visiting members usually provide blocks or some other form of hostess gift.

The Guild Board encourages members, especially new members, to start or join a satellite group that fits their needs. Much can be accomplished in a small group that cannot at a general guild meeting.

How do I become active? If an existing group has reached it's limit of members, an opening may not occur for quite some time. Those members did the foot work and started a group that pursues their interests. You too can be part of a group or start one on just the topic you want to explore!

... so, how do I start a satellite group?

Get 12 guild members (more or less is OK too), decide on a monthly meeting time (evening or daytime). At the first meeting you can set up a monthly hostess list and decide on the emphasis. If there will be no special topic -- just decide where to meet/eat & show your latest quilt projects. Bring along new fabric for others to drool over, pictures from quilt shows you visited, share your latest quilt gadgets, etc.



Susan Cochran, *Satellite Group Coordinator*, keeps a list of people interested in joining new or existing groups. Susan will assist new groups with organization and existing groups can approach her when they need members.



The CQ Board is asking for active satellite group members to act as "Sisters" to help form new satellite groups. These "Sisters" will attend the first meeting of a new group and provide a "jump start" for new groups.

Still interested? Please feel free to sign the **Satellite Group Sign-up Sheet**. Tell Susan if you would like to be a "Sister," join, or start a new group.



PHONE Susan Cochran 965-1437
if you have questions.

Quilt Shows

July 11 - September 1, 1996 SAN JOSE Cloth and Comfort 1750-1950

Heirloom quilts from California collections. Co-curated by Roderick Kiracofe from his book "The American quilt."
American Museum of quilts & Textiles
60 South Market Street
San Jose, CA

Museum hours Tues-Sun 10am - 4:00pm;
Thurs until 8:00pm Info: (408) 971-0323

July 13 SISTERS, OREGON 21st Annual Outdoor Quilt Show, famous for it's one-day, all- town quilt display.

July 20 Saturday UPLAND Southern
California Council of Quilt Guilds Meeting
Nite Owl Quilters host meeting.
Info Lorraine Condif (909) 593-8260

July 22-26 SEATTLE, WA That Patchwork University, 4 days of workshops & special events. Info: (800) 426-3126

July 26-28 SEATTLE, WA Great Pacific Northwest Quilt Show

July 23-28 FLAGSTAFF Quilt Camp in the
Pines at Northern Arizona University SASE 55cents
postage Info: 160 Sugar Loaf Dr., Sedona, AZ 86336
phone (520) 282-7311

August 3-4 YORBA LINDA Heritage Museum
Quilt Exhibition, Yorba Linda Community Center,
vendors food, antique & contemporary quilts. Info: Julie
Astle, P.O. Box 396 Yorba Linda CA 92686-0396

Aug 17-18 COSTA MESA Quilt Harvest '96,
Orange Grove Quilt Show, Orange County Fairgrounds.
Info: Orange Grove Quilt Guild, P.O. Box 453, Garden
Grove, CA 92642

Aug 24 SANTA MONICA Annual Quilt
Show, First Methodist Church, 1008 11th Street.
Info LSASE to Rose Germaine, SMQG, PO 5541, Santa
Monica, CA 90409-5514

Sept 21-22 PASO ROBLES Almond County
Quilt Show III, Mid-State Fair Grounds 10-5
Info: (805) 466-6561

Sept. 13, 14 & 15 SAN DIEGO
San Diego Quilt Show, Inc., new date for the
quilt show at San Diego Convention Center. Free
admission to volunteer hostesses. Info: (619) 461-7321

Sept 20-29 HAWAII Traveling Quilters will
travel to Oahu and Maui. Price includes Round trip from
LAX, hotel, tours, museum and mission houses, rental car
and more! Only a few spaces left. Info: Lynn Crawford
(619) 249-8869

Sept 28 BURBANK Quilted Keepsakes VIII,
Valley Quiltmaker's Guild. Los Angeles Equestrian Center,
480 Riverside Drive, Burbank, CA Info: (818) 360-3481

Sept 26-29 & Oct 3-6 TULARE Second
Annual "Best of the Valley" a regional show of
quilts and wearable art. 10-4 each day. Tulare Historical
Museum, 444 West Tulare Ave. Info: (209) 686-9152

Oct 5 SIMI VALLEY Aniversary Rose Quilt
Show, Simi Valley Quilt Guild, Rancho Susana
Community Center, 5005-C Los Angeles Ave., Simi
Valley, CA Info: (805) 529-1293

Oct 10-13 PALM SPRINGS World Quilt
Oasis, Pacific International Quilt Show,
Palm Springs Convention Center \$12,000 in cash prizes,
classes and Wearable Art competition. Volunteers needed
hostesses, judging assistants, fashion show assistants,
fashion show models. 4 day general admission \$10
Info (215) 862-5828; Fax (215) 862-9753

Oct 26 CANYON COUNTRY 7th Annual
Quilt Show, Canyon High School, 19300 Nadal St.,
Canyon Country, CA 91351 Info: (805) 296-6790



Coastal Quilters Guild

Membership

Guild meetings are held on the second Wednesday of each month at 7:30pm. Samarkand Community Center, 2550 Treasure Drive, Santa Barbara, CA. Please carpool, parking is limited. Coastal Quilters Guild of Santa Barbara and Goleta, California is a non-profit, educational and charitable organization. It is the purpose of the Guild to educate its members about the history and preservation of the art form of quilting and its related topics; to learn new techniques, improve skills and to inform the community-at-large about our quilting heritage.

New Members and Membership Renewals..... Mail your Membership form, check or Money Order for \$25, payable to Coastal Quilters Guild, Inc. P.O. Box 6341, Santa Barbara, CA 93160 Attn.: Membership

Coast Lines Newsletter is a monthly publication.

Deadline for newsletter articles is 1st day of each month for next issue. Send to PO Box (above) Attn. Editor, or call Lynn Laughrin (805) 962-6401

E-mail address for Coast Lines Newsletter
laughrin@transoft.net

SEW FUN PINCUSHION

4" Finished (4 1/2" with seams)

MATERIALS:

Background - Beige, ecru, white on muslin
 Pincushion - Red
 Stem - Green

CUTTING DIRECTIONS:

Background fabric:

A - One 1 1/2" x 4 1/2" rectangle
 B - Two 1" x 1 1/2" rectangle
 C - Two 1" x 3" rectangle
 D - Six 1" x 1" squares

Red fabric:

E - Two 2" x 3" rectangles

Green fabric:

B - Two 1" x 1 1/2" rectangle
 D - Two 1" x 1" squares

Quick connector triangles:

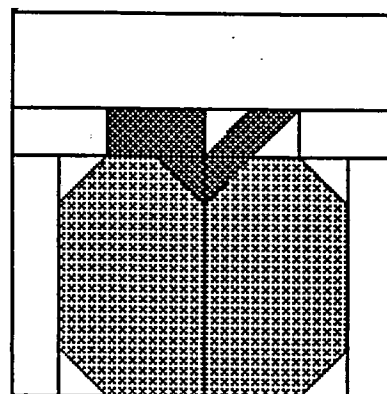
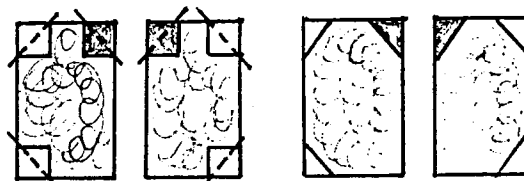
Stem section:

Sew (two) D (1" x 1") squares background fabric to B (1" x 1 1/2") green



Pincushion section:

Sew (two) D (1" x 1") squares background fabric and (One) D (1" x 1") square green to E (2" x 3") red. Repeat reversing placement of green and background fabrics.



SEW FUN THIMBLE

4" Finished (4 1/2" with seams)

MATERIALS:

Background: Beige, ecru, white on muslin
 Thimble: Gray
 Thimble band: Bright fun fabric

CUTTING DIRECTION:

Background Fabric:

A - One 1 1/2" x 4 1/2" rectangle
 B - Two 1 1/2" x 3" rectangle
 C - Six 1" x 1" squares

Gray Fabric:

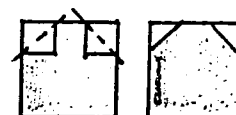
D - One 2 1/2" x 2 1/2" square
 F - One 1" x 3 1/2" rectangle

Bright Fun Fabric:

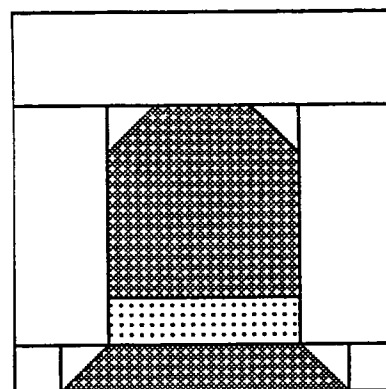
E - One 1" x 2 1/2" rectangle

Quick connector triangles:

Sew (two) C (1" x 1") squares background fabric to D (2 1/2" x 2 1/2") gray thimble fabric



Sew (two) C (1" x 1") squares background fabric to F (1" x 3 1/2") gray thimble fabric.



SEW FUN SCISSORS

8" Finished (8 1/2" with seams)

For August Block of the Month make either a pieced pincushion, thimble or an appliquéd pair of scissors.


MATERIALS:

Background: Beige, ecru, white on muslin

Scissors: Gray, black, gold

CUTTING DIRECTIONS:

Cut a 10 1/2" square



Questions call Cathy Rampton 687-3399

Quilts need TLC

Reprinted letter from Anne Copeland, published in the Southern California Council of Quilt Guilds Newsletter, Summer 1996.

In late July 1995, Beverly Dunivent, Julia Zgliniec and Diane Ferguson, AQS certified quilt appraisers, were asked to appraise the quilt collection for the Bowers Museum in Santa Ana. This project was funded by a grant from the Orange County Quilt Guild.

I think it is important for quilt guilds everywhere to realize that museums today (including local historical societies) are having a very difficult time surviving, let alone properly caring for their quilt collections. There is neither the trained personnel available to properly care for the textiles, or even if there is, frequently the museums do not have the money to have the quilts and other textiles professionally cleaned and cared for.

As was the case with the Santa Ana (and we have the Museum's permission to discuss this), the quilts are not properly stored and they are suffering very badly. We are giving this one example, but most museums fall into the same difficulties.

Sometimes the museums are using acid-free paper to store the quilts and they are sometimes wrapped in plastic. The acid-free characteristic of paper is not permanent - it is a coating that requires the paper be replaced annually. Acid-free boxes need to be replaced every several years. This becomes an expensive proposition for museums. There are, however, alternatives. We are going to be contacting museums and historical societies in California and evaluating the conditions of the quilts, to the degree possible. As we know the organizations, we would like to enlist the guilds to help the museums by the following activities:

- Help provide funding to get the quilts professionally evaluated, cleaned and professionally restored, if necessary.
- Help make muslin storage bags to house the quilts safely.
- Provide sufficient and/or clean white cotton sheeting to cover quilts before they are rolled and put into bags.
- Provide sufficient batting (poly batting is OK) on which to roll each quilt before it is put into a bag.
- Provide volunteers to assist the appraisers with evaluating and documenting the quilts properly.
- Of all the activities we as quilters involved with quilt guilds do, the preservation of quilts represents our heritage and is utmost importance. Without our help, these quilts will not make it through the next 10 years. If guilds are interested in helping, contact Anne Copeland, 1942 Mt. Shasta Dr. San Pedro, CA 90732.

The American Quilt Study Group 17th Annual Seminar will be held October 4 - 7, 1996 in Scottsdale, Arizona. Weekend conference for historians, collectors, curators, quiltmakers and all who appreciate the many roles quilts play in our history. Information available from AQSG, 660 Mission Street, Suite 400, San Francisco, CA 94105 Phone (415) 495-0163

Pacific International Exhibit Stevii Graves is still looking for those really great quilts out there to be included in the Southern California Quilt Exhibit at the Pacific International Quilt Festival, Palm Springs, Oct. 11-13, 1996.

Theme: "Southern Diversity" the exhibit will present what is best about quilts from SO California. Contact Stevii Graves (619) 452-1772 or e-mail RG003029@ix.net.com.net

Sewing is Sew Soothing The America Home Sewing & Craft Association recently commissioned a study that revealed the stress-relieving benefits of sewing. Women who sewed, experienced as well as novices, showed a significant drop in both heart rate and blood pressure - two key factors in the measurement of stress. Activities used in the comparison were playing a card game, painting at an easel, reading a newspaper, playing a video game, sewing a simple project.



16 Ideas for Satellite Groups

Looking for some activities for your satellite group or for a group you would like to start?

- 1) Setup a small quilt show at a member's home.
- 2) Pot luck
- 3) Make quilts for convalescents, children
- 4) Show unfinished or oldest quilts
- 5) Demo new techniques
- 6) Swap White Elephants
- 7) "What's in your sewing bag" game
- 8) Scavenger hunt due at next meeting
- 9) Ask a professional to give your group a demonstration
- 10) Tour shops; invite demos of new machines.
- 11) Rent slide shows from AQS, NQA, Fairfield, Quilt San Diego; or make your own show
- 12) Mystery quilt game on the Internet
- 13) Review new quilt books
- 14) Research some historical information
- 15) Collect fat quarters and swap
- 16) Travel to a national quilt show together

from Suggestions for Programs, reprinted in part from SCCQG Newsletter, Summer 1996

Summertime Cucumber-Yogurt Salad

- 2 cucumbers
 - 5 radishes
 - 1/2 cup plain yogurt
 - 1 1/2 tsp. honey
 - 1/2 tsp. lemon juice
 - 1/4 tsp. salt
 - 1 tsp. chopped fresh mint
- Score cucumber skins with fork. Halve, seed and cut into 1/4" slices. Thinly slice radishes. Mix vegetables and dressing until well coated; sprinkle with mint. Chill well and serve. Serves four.

Contests for Quilters

Bovine Block Challenge

Mary Stori challenges quilters to create mixed-media blocks for *Quilting Today* magazine.

Theme is Mary's favorite subject - cows.


This is a two part challenge. Your challenge is to incorporate any type of media and/or embellishments into a "bovine" block, but the block doesn't have to show a cow.

Hmm...what does she mean by that? Simply use your imagination.

Mary Stori will select about a dozen entries and create a quilt which will be published in an upcoming issue of *Quilting Today*. The creators of the selected blocks will win a wall hanging size sample of Morning Glory's "Glory Bee 1" Lo-Loft polyester batting and a full array of sample fabrics from Concord's latest collection.

Rules:

- Make a 6" to 12" cow or cow-like, original, mixed-medial blocks. Blocks don't have to be square.
- Use any construction method (pieced, appliquéd, etc.) or a combination of methods.
- Your block must contain some black and white plus any other colors or types of fabrics and embellishments you wish.
- Sign your block on the front.
- Enter as many blocks as you wish. They must be received by Sept. 1, 1996.
- Send block(s) plus entry form(s) to *Quilting Today* Challenge, 2 Public Avenue, Montrose, PA 18801



Coastal Quilters
of Santa Barbara & Goleta, Inc.
P.O. Box 6341
Santa Barbara, CA 93160



San Diego Quilt Show 15th Anniversary

Logo Block Challenge

Rules: Quilts must be finished by Sept. 1, 1996

- One quilt per person will be accepted. The San Diego Quilt Show logo block must appear somewhere in the quilt.
- The longest side of quilt must not measure longer than 42 inches. No minimum size requirements.
- Quilts must be finished (include 3 layers, top, batting and backing, quilted and bound. Tied quilts or preprinted quilts will not be accepted.
- Ribbons and prizes will be awarded for first, second and third place.
- Entries judged on workmanship, visual impact, creativity and original use of fabrics.

Info and entry form: R.L. Lichtenstern,
11444 Meknes Way, San Diego, CA 92129

VISIONS: Quilt Art 1996 Gift Shop sponsored by Quilt San Diego

In preparation for the 1996 exhibition at the Museum of San Diego History in Balboa Park, Quilt San Diego is seeking unique, quality merchandise to carry in the gift shop. Quilts, clothing, wearable art, home accessories, toys, cards, stationary, sewing items, antiques, patterns, specialty fabrics, holiday gift items, and more. Exhibition open Nov 1 '96 - Jan 26 '97. Info: Linda Gruber, (619) 755-8937 or e-mail LEGruber@aol.com

Selection process began June 3, 1996, or by other arrangement. They will be looking at sample items before making final decision.



Summertime
and the Quilting is Easy