


Coast Lines



Newsletter of the Coastal Quilters Guild of Santa Barbara & Goleta, CA

May 1996



Community Quilts

Judy Mathieson


Contemporary Variations On Traditional Design

Judy Mathieson, author and artist, has been making, or should we say "perfecting," Mariner's Compass quilts since 1980.

She became interested in quilting in 1973 while completing a B.A. degree in home economics-textiles and clothing at Cal State University, Northridge. Her quilts have been selected for Quilt National juried shows in Athens, Ohio, in 1979, 1981 and 1987, and are shown on Quilt National's posters. Since she began teaching, Judy has presented lectures and workshops for guilds and conferences internationally and her work is frequently featured in *Quilters Newsletter Magazine*.

Judy has developed modern techniques to make the piecing the Mariner's Compass quilt pattern a perfectionist's dream. We welcome Judy to our guild again and are delighted to hear about her latest versions of Mariner's Compass.

You will find Judy's latest book, *Mariner's Compass Quilts, New Directions*, in our guild library.



Mariner's Compass

May 9th Workshop

Goleta Community Center, 9:00 am to 3:30 pm

Judy Mathieson will teach her method of piecing this lovely star pattern using freezer paper templates.

Anne Braddock, Workshop Coordinator ☎ 687-4228

May 18th (Saturday) The First Workshop for our Community Project.

Time: 9 am - 3 pm with a pot-luck lunch

Place: Kathy Pierce's home, 5298 Franella Rd., Santa Barbara

How to get there: Take the Patterson exit off Hwy. 101 toward the mountains. La Franella is a right turn about two-thirds of the distance to Cathedral Oaks.

Sign-ups will be taken at the May 8th Meeting.

Please come to a workshop for Community quilts on Saturday, May 18th. The guild will be donating lap quilts to Sarah House, a group home for women and men who have AIDS or are HIV+.

The workshop starts at 9 am and we will have a pot-luck lunch, so please come for part or all of the day.

Kathy has large tables and space for at least 10 sewing machines on her covered patio, so bring your portables and those blocks and unfinished projects which can be transformed into lap-or-larger quilts.

Please contact Diane at 963-8321 if you have blocks, tops, or finished quilts to donate, or bring them by Kathy's house on May 18th.

IN THIS ISSUE

	page
May Program.....	1
Community Project.....	1
June Program & Workshop.....	2
Opportunity Quilt Announcement.....	3
Guild News.....	3, 4 & 5
Calendar, Summer Classes.....	6
Block of the Month, Crossword.....	7
Mother's Day Tribute, Quilt Tips.....	8 & 9
Contest Announcements.....	10

June 12 Guild Program
Katie Pasquini-Masopust
Painting with Cloth

Join us at our meeting on June 12th for Katie Pasquini-Masopust's lecture "painting with Cloth, which will show the development from her early paintings, to traditional quilts, to her contemporary fabric pieces.

Katie Pasquini-Masopust, a former member of our guild, now living in New Mexico, has gone on to international fame as a quilt instructor and artist. Her current work is contemporary in nature...that's no pun, Katie has done some fabulous "natural" landscapes. She has developed innovative and manageable construction techniques for her pieced and quilted wall hangings. Even very large pieces are possible.

Workshop, Thursday, June 13
Fractured Landscapes
 Goleta Community Center 9:00 am - 3:30 pm

Katie will conduct a work shop on a technique she developed called Fractured Landscapes which stretches our concept of landscapes in new directions (Norah McMeeking's Bridal Veil Fall quilt was made with this technique.) In the Thursday, June 13th Workshop, students will construct a small version of a fractured landscape, using the various techniques Katie developed for her larger works.

Membership

Please remember to pick up your Guild Roster at the meeting or have a friend get it for you.
 New Members and renewals..... Mail your Membership form, check or Money Order for \$25 payable to Coastal Quilters Guild, Inc. P.O. Box 6341, Santa Barbara, CA 93160
 Attn: Membership
 Coast Lines is a monthly publication of the Coastal Quilters Guild of Santa Barbara and Goleta, California. A non-profit, educational and charitable organization. It is the purpose of the Guild to educate its members about the history and preservation of the art form of quilting and its related topics; to learn new techniques, improve skills and to inform the community-at-large about our quilting heritage.
 Deadline for articles is 1st day of each month for next issue.
 Direct articles and notices to the Attn: Coast Lines,
 Coastal Quilters Guild, Post Office Box 6341, Santa Barbara, CA 93160 or call Lynn Laughrin, Editor 962-6401

June Guild Meeting



- Return library books,
- Bring Block of Month
- Wear your Name Tag
- Bring Show and Tell
- FABRIC POSTCARDS REMINDER**

Don't forget Judi Warren's Challenge in her Fabric Postcard Workshop.

Bring your completed Fabric Postcard and the original inspiration to the June meeting.

A bulletin Board will be available to hang our pieces for all to admire. Afterwards, for those who would like to participate, we will send the Postcards to Judi Warren so that she can photograph them for her lecture samples.

Santa Barbara Fair & Expo

The Home Arts Staff sends their thanks to everyone who volunteered or entered items in the 1996 Fair.

The new facility, the Warren Room, proved to be a good location this year. Since the Home Arts Section is not a quilt show *per se*, and wall space is limited, many items were displayed and draped according to theme in secured cubbies. If your quilt did not find a space on the wall and was draped, rest assured that it was only lack of wall space that dictated the arrangement. See you next year at the Fair!

FAIR & EXPO THEME winner: Nola Ferguson

Category	Name	Award
Hand Tied	Marlies Fildey	Hon. Mention
Machine PC/Hand Quilted	Jane Faulkner	2nd
	Colleen Atkinson	1st
	Michelle Garbarino	2nd
Patchwork	P.K. Harrington	HM
Any Other	Nancy Hori	2nd
	Lynn Laughrin	1st
Patchwork Infant or Child:	Wendy Finley	HM
	Joan Newman	1st
Candlewick or all white	Kristin Otte	2nd
	Scott McArthur	HM
Contemporary	Sandra Beatty	3rd
Hand Appliqued	Joan Newman	HM
Hand Patchwork	Nancy Hori	2nd
Memory/Friendship	Mary Blaylock	3rd
Original Design	P.K. Harrington	HM
	Nancy Hori	1st
Team Quilt	Grant DeGoede	HM
Wall Hangings	Mary Blaylock	3rd
	Marilyn Romine	3rd
Quilted Items	Wendy Finley	2nd
	Judy Rys	2nd
	Nola Ferguson	3rd
Pillows	Grant DeGoede	1st
	Sandra Beatty	HM
	Wendy Finley	HM



Door Prizes

Wow! Are you quilters ever great! You donated \$112 to our door prize fund-raiser at the April meeting. Plus, more of our members are donating prizes! You all deserve a lot of credit for your continuing support of our guild.

Merchant donations:

-
- MM Fabrics - 3 fabric pkgs. (Debbie Mumm fabrics)
 - American Patchwork & Quilting - 3 patterns
 - Nancy's Notions - a gift certificate
 - Diane Phalen Watercolors - a print
 - Alaska Dyeworks - 1 fabric pack
 - Sally's quilt Quarters - *Stringing Along with Vanessa Ann* - book
 - Mumm's the Word - Baby Bovines pattern
 - Hobbs Heirloom - 1 cotton batt
 - BB's Knits *Great American Quilts 1989* - book
 - Grant House - a gift certificate

Member donations:

-
- Gail Tinsley - Quick Templates
 - Cynthia Bonner - a hand-dyed fabric pack
 - Anne Braddock - Elinor Peace Bailey pattern
 - Bev Ferro - a feedsack
 - Cindy Enderby - Sisters, Oregon, Quilt Poster

Thanks again, gals. You are great!

May Guild Meeting


Are you ready to win BLOCK BASE, a computer program from the Electric Quilt Company? (I'll bet Maggie will buy the most tickets.) Good Luck!

Linda Estrada, Door Prize Coordinator



Block of the Month

Congratulations, Nancy Hori! Sixteen adorable appliqué and pieced rabbits, were won by Nancy in April. By making a block (or many blocks) we have an opportunity to try new patterns, new techniques and stimulate that special lobe of our the brains dedicated to quilting. Enter a Block and have an opportunity to take home enough to make an entire quilt!



Opportunity Quilt Makes Debut

Tickets are enclosed in the current newsletter. If you were unable to attend the May meeting, please pick up your tickets at the next meeting, or have a friend get them for you.



This is our big money making project for the year and we need to collect lots of donations for it. Sales will help support the guild programs and other projects in the coming year.

- The ticket price is \$1.00 donation
 - or 6 tickets for \$5.00 Such a deal!



This year's Opportunity Quilt was made for our guild by Harriet Berk. It is a delightful design made of Scrappy Plaid Hearts, a Mary Ellen Hopkins' heart pattern, on a white back-ground. Bordered with plaid fabric and backed with a medium blue it is suitable for either adult or child. The quilt measures 82" x 91".

This size quilt is good for either a full or queen size bed. *Please write the measurements on your ticket envelope.*

Harriet Berk has pictures of the quilt, and if you would like a picture to help sell tickets, call her at ☎ 687-1028.

Additional Quilt Tickets and the sales receipts should be turned in directly to Harriet.




Please sell lots of tickets to support our educational programs. The top sales person will receive a free guild membership in 1997!



Sales from donated yarns from BB's Knits earned \$140 for our guild. Thank you.

Look for the Coastal Quilter's World Wide Web Page... at a computer near you!



Library News

New acquisitions, courtesy of
That Patchwork Place.

Traditional Blocks Meet Appliqué by Deborah Moffett-Hall. This book combines very traditional blocks to create that special "open space," but instead of filling the space with quilting, she has filled it with appliqué.

More Jazz from Judy Murrah is the third book in a series of books from this talented wearable-art designer. Ten new jackets, vests, tabards and 35 different techniques and fabric manipulations.

Strip-Pieced Watercolor Magic by Deanna Spingola. Strip-piece from dark to light.

Quilted Landscapes by Joan Blalock teaches you to make a beautiful piece of quilt art from a photo or sketch of your favorite place.

Thanks to Carol Boyce, Bev Waters and B&B Knits, the following books have been donated to the Library:

America's Heritage Quilts

(Better Homes & Gardens)

Great American quilts 1987, 1988, 1990

(Oxmoor House)

Log Cabin in the Round Designs

by B. Schaffeld & B. Vickery

The State of the Art Quilt: Contemporary Quilts

by B. Packer.

Birthdays The great thing about getting older is that you don't lose all the other ages you've been.
Madeleine L'Engle

May

- 9 Betty Libbert
- 10 Ursula Dial
- 13 Aurora Gonzalez
- 14 Mary Bursek
- 16 Harriet Berk
- 17 Michelle Peerson
- 25 Susan Cochran
- 29 Jean MacMillan

June

- 11 Nancy Wood

Thanks to those of you who are returning your books sooner! The number of Overdue Book Notices being issued has been decreasing over the past several months. To reward those who return their books on time, we will hold a **drawing at year's end for a quilting magazine subscription.** To be in the drawing, the only criteria is to be a member who does not receive any Overdue Notices from here on in!

- How can you avoid an Overdue Notice?
- Bring your book back (or have a friend return it for you) at the following month's meeting, e.g., for books checked out in May, return them at the June meeting.

If you cannot return the books at the next meeting, either call one of the librarians to arrange drop it off, or mail it back to. We must have your book in hand at the library by the 30th of the month in which it is due.

If anyone inadvertently took the book *Quilts From the Smithsonian*, by Mimi Dietrich, home without checking it out, **please return it as soon as possible.**

Sue Scholl or Mary Kregel, Librarians



Joan Sutton sends greetings from Florida! In September, Joan moved to Port Richey and will continue to be a corresponding member of Coastal Quilters. She joined the West Pasco Quilt Guild, which has 300 members, a active guild with lots of workshops. Joan would love to hear from her friends at CQ. She plans to continue hand quilting for us, time permitting, as she has returned to school to pursue a new career.


Joan Sutton, 8509 Redfield Drive
Port Richey, FL 34668
Phone (803) 862-2046

Barbara Asp is currently living in Illinois and will move to Santa Barbara at the end of summer. She is busy preparing her house for sale, painting and packing, so until she arrives in Santa Barbara, send correspondence to the Illinois address. Barbara Asp, 409 Warren Terrace
Hinsdale, IL 60521-3242

Good News! Alex Anderson's television show "Simply Quilts" has been scheduled for a second season on Home and Garden channel. Cox channel 62.

Guild Challenge --October '96

Coastal Quilters Membership Challenge



It's never too early to start or (in the case of a few eager beavers) *finish* your 1996 wearable art challenge garments.

◆ Since April showers bring May flowers, you are right on schedule if you are thinking about colors for your garment. Our only *fabric rule* is to use the Debra Lunn fabric design "Vibrations" in any amount, somewhere on the outside of the garment. Black & white matches any color you can dream up! No problem! If you are just this month auditioning fabrics with "Vibrations" you are well on your way.

◆ At each guild meeting, be a detective and snoop around, check out the handmade wearable art worn by our members. Be bold! Ask people about their garments. (Quilters don't bite.) Not only will you make a new friend, but you might get some great ideas for your garment and swap resource ideas for materials and embellishments.

Do you have Questions about the garment challenge?

Contact Jan Inouye ☎ 962-3499

Musical Tips for May:

Give your challenge garment a musical title. Here are a few suggestions.

- ◆ Scarlet Ribbons
- ◆ Bye Bye Blackbird
- ◆ Blue Moon
- ◆ Deep Purple
- ◆ Black Magic Woman
- ◆ Purple Rain (Rock star formerly known as Prince)
- ◆ Blue Hawaii
- ◆ Tie a Yellow Ribbon 'Round the Old Oak Tree
- ◆ Red Sails in the Sunset
- ◆ Blue Suede Shoes
- ◆ Red Roses for a Blue Lady
- ◆ Yellow Rose of Texas
- ◆ Pink Panther Theme Song
- ◆ Theme from Black Orpheus
- ◆ Rhapsody in Blue
- ◆ Deep Purple
- ◆ Blue Velvet
- ◆ Am I Blue?
- ◆ Pink Cadillac
- ◆ Green Dolphin Street
- ◆ White Christmas
- ◆ Tangerine
- ◆ Green Sleeves
- ◆ Green Tambourine (Beatles song)
- ◆ Green Onions (R&B sound)

Q. Does the garment have to be for me?

A. No, You may make your challenge garment for someone else. However, the maker will need to find someone to model it. If you make a garment for a child, hopefully that child or another will model.

Q: Can I make anything my heart desires?

A: Yes, it can be any type of garment, from tastefully tailored to a wonderfully wild costume.



Quilt Shows

May 11 MADERA The Heart of California Quilters Guild presents, A Mother's Day Bouquet of Quilts, Madera Fairgrounds Hatfield Hall 1850 West Cleveland, Sat 10-5, Sun 10-4 \$3

May 11 NORTHRIDGE Quilt Faire of San Fernando Valley Quilt Association at Cal State University, Northridge, Student Union Center 10 am - 5 pm \$5 no strollers. Info: Robin Tetef (805) 257-3736

May 18 SANTA MARIA Valley Quilt Guild, Small Quilt Auction, wall hangings, miniature quilts, 11:00am preview, Auction 12:30pm St. Andrew Methodist Church, 3945 S. Bradley Road (Behind Righetti High)

May 18 LONG BEACH Quilters By the Sea Quilt Show 10 am - 4 pm Demille Middle School, 7025 East Parkhurst, Long Beach. \$1.00

May 18-19 RIVERDALE Riverdale Grange Quilt Show at Riverdale Memorial Hall. Antique and modern quilts, vendor mall, Opportunity Quilt Raffle on Sunday. (Info: Katie Couch-Squire (209) 935-0926)

May 24-26 FT. BRAGG Soroptimist Memorial Date Quilt Show, Ft. Bragg Town Hall, Main St. Info: Marilyn Thorpe (707) 961-0944

May 25-26 BISHOP Mule Days Quilt Show, Calico Quilters Guild, P.O. Box 902, Bishop 93515, First United Methodist Church

June 1-2 Antelope Valley Quilt Association 19th Annual Quilt Festival, Challenger Memorial Hall on the Fairgrounds. Sandy Kyman (805) 943-8836

June 8-9 MISSION VIEJO Fantasea of Quilts, Beach Cities Quilt Guild at Saddleback College Gymnasium. Info: (714) 496-6393


June 15 (Saturday) SYLMAR Embellishment University sponsored by the Wearable Art Connection and Los Angeles Mission College. Demos & lectures. Kay Enyart (818) 761-7645

June 28-29 SANTA FE SPRINGS LA County Quilters Guild Show at Florence Avenue Foursquare Church, 11457 E. Florence, Santa Fe Springs, Fri 10-5, Sat 9-4 Info: Nancy (310) 860-8821

July 7-11 IRVINE Camp Watch-a-Patcher sponsored by Orange County Quilters Guild. Concordia Univ. SASE (55cents) Claudia Redfern, 1065 Balboa Ave. Laguna Beach, CA 92651 phone (714) 499-1267

July 23-28 FLAGSTAFF Quilt Camp in the Pines at Northern Arizona University SASE 55cents postage Infor: 160 Sugar Loaf Dr., Sedona, AZ 86336 phone (520) 282-7311

Sept. 13, 14 & 15, SAN DIEGO New Date in 1996 San Diego Quilt Show, Inc. new date for the quilt show is San Diego Convention Center Infor: (619) 461-7321



ADULT EDUCATION

Rotary Magic -- Beginning Marty Frolli
June 4-July 9 (6 Tues) 9:00 am - noon
Rm. T-2 Wake Center

Master the key techniques of the rotary cutter, one of the most valuable tools of today's quiltmaker! Learn many basic quilting skills while machine piecing four lap size, quick and easy quilts, including Rail Fence, Irish Chain, Lover's Knot and Around the Twist. Plus valuable tips and tricks on hand and machine quilting.

Basket Sampler -- Beginning Marty Frolli
June 5-July 10 (6 Weds) 9:00 am - noon
Rm. T-2, Wake Center

Marty offers her popular Basket Sampler class. You'll master a variety of quilt making techniques while piecing a collection of traditional basket blocks. Stamp Basket, Fruit Basket, Dresden Basket and Crazy Quilt Basket. Enjoy combining this medley of basket blocks with other traditional blocks to create a very unique setting. Class will also cover machine quilting.

Amish Quilts Maggie Godwin
June 4-July 9 (6 Tues) 7:00 pm - 9:00pm
Rm. 2, Wake Center

Explore traditional Amish quilt styles (including Nine-Patch, Roman Stripes, and various repeat-block patterns) with emphasis on the traditional Amish palette, traditional quilting motifs, while you learn about the Amish people.

Finish it Up... a new class Maggie Godwin
June 6-July 4 (5 Thurs) 7:00 pm - 9:00 pm
Rm. 2, Wake Center

Do you have a project that isn't finished? (Quit laughing!) Bring projects that you want to finish to the first class and we will discuss various options to guide you towards finishing it up. We'll learn a variety of new techniques and new ideas. If you don't have a project, come anyway, you will learn from others -- a good experience in solving problems. *Since this class will only be publicized here, you will be surrounded by fellow guild members!*

JUNE FATHER'S DAY TIES

8" Finished (8 1/2" with seams)

MATERIALS:

Background: Tan, Off-white, ecru
Ties: Bright/wild/anything goes

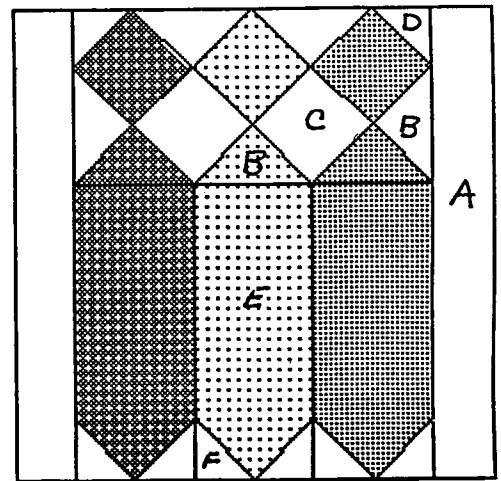
CUTTING DIRECTIONS:

Background:

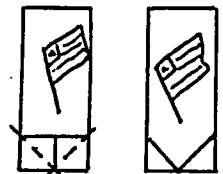
- A - Two - 1 1/2" x 8 1/2"
- B - One - 3 1/4" x 3 1/4" square cut diagonally twice
- C - Two - 1 7/8" x 1 7/8" square
- D - One - 1 7/8" x 1 7/8" square cut diagonally once
- F - Six 1 1/2" x 1 1/2" squares (for connector triangles)

Tie Fabric (for each tie color)

- B - One - Template (Be sure straight grain of material is in direction of arrow)
- C - One - 1 7/8" x 1 7/8" square
- E - One 2 1/2" x 5 1/2" rectangle

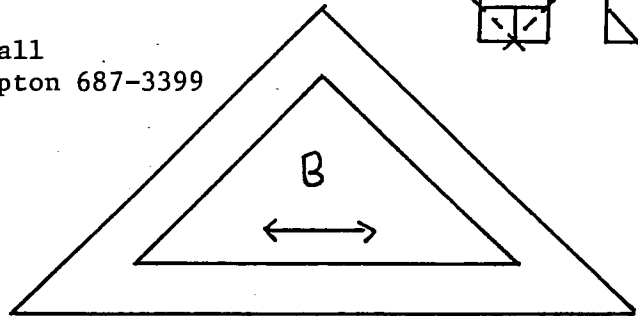
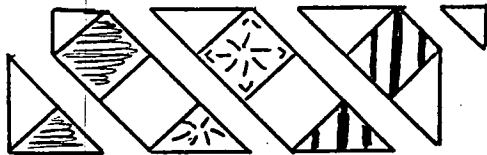


Quick connector triangles; sew two F (1 1/2" x 1 1/2") background squares to E (2 1/2" x 5 1/2" rectangle) for each tie fabric.




Questions about pattern: call
Cathy Rampton 687-3399

To Piece Top Section:



**CQ
Quilter's
Quiz**



ACROSS

- 1 Sticking place for digets
- 4 Where quilters meet & learn new skills
- 7 All quilters have
- 8 Bonnet for Spring
- 9 Pattern made of plaid fabric
- 10 Variety of colors streaked on surface
- 14 Challenge event takes place
- 15 Classic quilt batt
- 17 Woven warp and weft
- 19 Who made the WWW page
- 20 Museum had quilt controversy
- 21 First name of Mariner's Compass artist
- 22 Craft develops into...
- 23 Find in haystack

DOWN

- 2 Sew pieces to a backing
- 3 Quilter breaks nature's rules
- 4 Maggie calls attention with a
- 5 We thank her for Opportunity Quilt
- 6 Worldwide communication
- 11 Flower holder
- 12 Rhymes with coup
- 13 Tool makes no lines
- 15 Beachside quilters
- 16 Diget protector
- 18 New tool goes round and round

Mother's Day Tribute, from the kids...



Just for you, Mom!

Wonder-Full Oatmeal Cookies

Cream together:

- 1 cup Crisco
- 1/4 cup peanut butter
- 1/2 cup white sugar
- 1/2 cup brown sugar
- 2 eggs
- 1 teaspoon vanilla

Add:

- 1/2 cup flour
- 1 teaspoon baking soda
- 1/2 teaspoon salt
- 2 cups rolled oats
- 1 to 2 cups chocolate chips
- 1 cup nuts (pecans or walnuts), chop, do not crush or they release too much oil.
- 1 cup shredded, flaked coconut (optional)

Mix up good. Drop by teaspoonfuls on greased cookie sheet. Yes, that's "teaspoons," these are very filling cookies. 6-8 dozen

Bake 375 degrees for approx. 10 min.

Call them done before the entire top of the cookie "dries" out and appears cooked, so they will stay moist.



SONS



& DAUGHTERS

If it's your Mother, you can kiss her anytime.
But if it's a new person, you have to ask permission.
Roger, age 6

Love is foolish...but I still might try it sometime.
Floyd, age 9

(my parents hold hands ...) They want to make sure their rings don't fall off because they paid good money for them. *Gavin, age 8*

It isn't always just how you look. Look at me. I'm handsome like anything and I haven't got anybody to marry me yet. *Brian, age 7*

Rice Salad Milano

- 3 cups hot cooked rice
- 2 Tbs. vegetable oil
- 2 Tbs. lemon juice
- 1 clove garlic, minced
- 1/2 tsp. salt (optional)
- 1/2 tsp. dried rosemary leaves
- 1/2 tsp. dried oregano leaves
- 1/2 tsp. ground black pepper
- 1 small zucchini, julienned
- 1 large tomato, seeded and chopped
- 2 Tbs. grated Parmesan cheese

Place rice in large bowl. Combine oil, lemon juice, garlic, salt, rosemary, oregano and pepper in small jar with lid. Pour over rice. toss lightly. cover let cool. Add remaining ingredients. Serve at room temperature or chilled

189 calories, 3.9 grams protein, 5.4 grams fat, 30.8 grams carbohydrate, 2 milligram cholesterol.

Muesli

developed at a Swiss Health Clinic

- 5 tart apples (Granny Smith or Pippin)
 - 1/2 cup oatmeal (uncooked)
 - 2 Tbs. almond butter
 - 2 Tbs. honey
 - 2 Tbs. lemon juice
- Peel and grate apples. Add other ingredients and mix well. Top with Sliced bananas, sliced almonds and coconut (toppings are optional).

While we were in the kitchen, Mom, we made something for us too. **Kid's Play Dough**

- 3 cups flour
 - 1 1/2 cups salt
 - 6 teaspoons cream of tartar
 - 3 cups water
 - 3 Tablespoons oil
 - food coloring
- Combine ingredients and cook over low heat until it comes away from the pan and appears like the stuff we know and love!

I know why kissing was created. It makes you feel warm all over and they didn't always have electric heat or fireplaces or even stoves in their houses. *Gina, age 8*

Love will find you, even if you are trying to hide from it. I've been trying to hide from it since I was five, but the girls keep finding me. *Dave, age 8*

My mother loved children—
she would have given anything if I had been one.

Groucho Marx



Aunt Ima Sew-Happy's Advice for Quilters



TOPS

Summer is a-coming soon. Do you have a couple of quilt tops, but no time to quilt them?

Take a tip from quilters of the 1920's & 30's. Make summer coverlets. Tops can be backed with fabric, using the simple technique of sewing a back (no batt) to the front and turning it inside-out like a pillow case. You can lightly tie it, lightly quilt, baste or do nothing to turn your top into a serviceable, light weight coverlet for those hot summer nights. Quilt it later by simply removing the back and proceeding as you would any quilt project with batt and backing.



Pressing Issues

- * Pressing in small areas is easier if you protect your finger with a leather thimble. You will be able to adjust seam allowances with one hand and press with the other without that barbecue feeling
- * There really is a difference between pressing and ironing and each can affect the appearance of your finished work. To press, lift the iron and press it down on each area, without sliding across the fabric. Use this technique to prevent seams from becoming distorted. *Nancy J. Martin*
- * Eleanor Burns sorts her scraps according to size and stacks them on the ironing board in layers of equal or similar sizes. She presses them in the stack, making it easier to cut patches from all the layers of fabric at once. Stack 2 right sides together repeatedly in the stack, pressing bonds them and they are ready to sew. *Quiltmaking Tips & Techniques, Rodale Press*

Humorous Ad

We will oil your sewing machine and adjust tension in your home for \$1.

Cheap Tips and Tricks

- * Find time to sew... keep a small box of precut and sorted patchwork pieces next to your machine. When the urge strikes to sew, your pieces are ready to go, without additional preparation. A few minutes here & there...a quilt top done in no time!
- * Gift wrap a baby quilt for that special newborn in a square, flannel receiving blanket. It is easy to make one with a square of flannel, either single or double layer; serge the edges with woolly nylon thread. The latest trend in baby blankets is a double layer of cotton knit with binding.
- * For a snugly baby blankets scaled to size, use few extra quilt blocks (approximate overall size 12" or 16"), flannel backing and satin blanket binding. It's a quick gift for a toddler. Batting is optional.
- * Use architect's drafting tape to mark quilt lines instead of masking tape. It is less sticky.
- * Place a piece of white paper or cloth behind your needle when threading it, it's easier to see the needle eye.
- * Make a portable pressing board. Ask for an empty cardboard fabric bolt at a fabric store. Pad the board with a piece of Pellon Fleece, cotton batting or an old cotton mattress pad, wrap in muslin or other fabric and tape or staple in place. Place at your elbow, next to your sewing machine and take it to workshops. It is light-weight and packs easily into a suitcase.

Wearable Art Tips

- Custom buttons of any shape or size can be made with Sculpy or Fimo clay. Cut with hors d'oeuvre or mini-cookie cutters. Make holes before baking for sewing onto your garment.
- Make a "Sewing Vest" ... attach pin cushion, eye-glass hanger, and scissors pocket.

...Another Humorous Ad

For Sale: A quilted high chair that can be made into a table potty chair rocking horse, refrigerator spring coat, size 8 and fur collar.

Contests for Avid Quilters

X California State Fair

"Counties" Quilt competition Entry Form
Deadline **June 7**; quilts received by July 6.
Must depict the County where your live.


Infor: Charlene Hansen (916) 263-3010
or write California Quilt Classic,
California State Fair, P.O. Box 15649,
Sacramento, Ca 95852

X Quiltmaker's Design Contest

Enter uncopyrighted, original appliqué
block designs on 8 1/2" x 11" graph paper
colored with pencils or felt pens.

If you missed the May 1 deadline, the next
judging deadlines are **August 1, November 1,**
and **February 1** of next year.

Send SASE to Quiltmaker Contest,
Dept. 281 box 4101, Golden, CO 80402



*Here's one for the attendees of
Judi Mathieson's workshop this month.....*

X **Museum of American Quilter's Society**
contest and book will focus on *Mariner's
Compass*. Cash prizes, publication in a
prestigious book and featured spot in
traveling exhibition are rewards for
finalists. Entry slides due Nov 1.


Infor: phone (502) 442-5448

X **Sulky Challenge** includes garments, dolls,
wallhangings 40"x40".

Must use Sulky threads.

Entry Deadline **August 31**

Infor: Speed Stitch, 3113 Broadpoint Dr.,
Harbor Heights, FL 33983
phone (941) 629-3199



Coastal Quilters
of Santa Barbara & Goleta, Inc.
P.O. Box 6341
Santa Barbara, CA 93160



Sign up for one of the Community
Project Workshops