


December 1994



Coast Lines

Newsletter of the Coastal Quilters of Santa Barbara & Goleta, California

Happy Holidays

Our program for December features the annual Holiday Party, complete with a drawings for the Opportunity Quilt, the Crazy Block quilt top, and Block of the Month. We will swap fat quarters and turn in our best Quilter's New Year Resolutions.

Several cozy and comforting quilts, made by our members for the 1994 Community Project, will be presented to the Cottage Hospital SART project.

The 1994 Workshop attendees will have their chance to win some awards too. But save some time at this busy meeting for socializing and nibbling on the holiday treats and cookies with your new and old friends at Coastal Quilters!



JANUARY PROGRAM

John Flynn, national and internationally known quilt teacher, will be our first speaker in 1995. He is an award winning quilter and self-described reformed bridge builder, who loves to quilt and invent easier methods (that way he can get to his favorite part, the quilting!) His innovative techniques and love of color and texture are evident in his work and in classes. He has authored 5 best selling quilt books: *Double Wedding Ring*, *Braided Borders*, *Trapunto and Stippling* and the newest book *Feathered Sun*, which feature his unique approach to traditional patterns and designs.

Look for more about John Flynn's special quilts in *Threads*, No. 35, p. 58; *Lady's Circle Patchwork Quilts*, Issue 86, p. 38-39; *Quilters Newsletter Magazine*, No. 215, p. 30 and *Traditional Quiltworks*, No. 24, p 25-26.

Whether you choose classic colors and ring assembly or use contemporary colors with distorted rings, Double Wedding Ring Patterns makes a beautiful, timeless quilt.

Message from Our President

Phew! 1994 went by fast. I don't know about you, but I have a lot of fond memories of this year stitched into my many quilt projects. As you know, this year could not have been such a success without the many guild members who volunteered their energy and precious quilting time for us. Join with me by putting your hands together so we can applaud these generous quilters. Thanks from the bottom of my heart!

*Always in stitches,
Judy Gorrindo*

Workshop Supply List

January 12, Goleta Community Center

9:00 AM - 3:30 PM

Double Wedding Ring

- 15" & 18" template rings from Flynn Quilt Frame Co.
(sets available at workshop for \$15 ea.)
- Sewing Machine with deck. (deck is very important)
- Pins, neutral thread
- Rotary Cutter with small wheel, cutting mat, ruler for use with rotary cutter

Wash & press all fabrics before class.

Background fabric: Traditionally white or muslin, but you may use anything you wish.

Arc Fabrics: Six fabrics make up the arcs. Best results are obtained using prints moderately contrasting in both color & value with enough variation in scale to make it interesting. Half yards or fat quarters work best. **SIZES/SHAPE OF THESE 6 FABRIC PIECES SHOULD BE CONSISTENT.**

The Corners: Choose two fabrics which are compatible with your arc fabrics. If there is too much contrast, the corners will dominate.

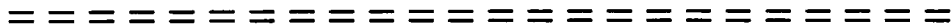
ENROLL: See Anne Braddock to pay for class and get Fabric Chart to figure yardage.

Phone 687-4228

Coastal Quilters Guild -- Programs for 1995

The coming year offers terrific programs and workshops, thanks the efforts of our past two program coordinators, JoAnne Hankey and Norah McMeeking. We will be adding some more details throughout the year.

January	John Flynn	<i>Confessions of a Non-traditional Quilter</i> Workshop: Double Wedding Ring
February	Round Robin	Guild sponsored program
March	Libby Lehman	<i>The Quilt as Art</i> Workshop: Sheer Stitching -- the Basics
April	Silent Auction & Pre-Quilt Show organizational meeting	
May	Sharla Hicks	<i>Looking for the Glow (aka Color Theory Made Easy)</i> Workshop: Color Illusions (Reminder: May 26-29 Natural Impressions II quilt show at the Museum of Natural History)
June	Sharon Craig	Lecture topic and Workshop to be announced
July	Harriet Hargrave	<i>Textiles</i> Workshop: Machine Appliqué
August	Members Showcase	A few of our members talk about their quilts and artistic inspirations.
September	Charlotte Warr Andersen	<i>A Cotton Palette</i> Workshop: A Life-like Appliqué
October	Guild Challenge	Display and voting on challenge quilts.
November	(Program and Workshop to be announced)	
December	Holiday Party	Bring holiday goodies and sweets, fat quarter exchange, fun and games. No workshop scheduled



• **Time quickly passes** Just a few lines to thank all the guild members who contributed to the publication and distribution of the newsletter this past year. We have had lots of fun coming up with articles, columns, fast breaking news briefs, and Aunt Ima Sew-Happy's Advice for Quilters.

Kristin Otte will be your editor in '95, commanding the staff of write-ousness. I hope that you will continue to contribute your articles and news bits and bytes to make the guild newsletter a useful resource for our members. Be sure and give her a call at 683-4390 or send her a note with your news items. Thanks again for your support and readership this past year....I had a great time of it and I know Kristin will enjoy it too!

Lynn Laughrin, Passing-out Editor



• Membership dues •

are collected in December and January each year. Please pay your membership dues by January 11, 1995, so that your name can be included in our roster.

Make checks payable to and mail to:
Coastal Quilters Guild
P.O. Box 6341, Santa Barbara, CA 93160
Attn: Membership.

Dues are \$20 per year, not pro-rated.

• Coastal Quilters Guild now has official Chapter Membership status in the **National Quilting Association**.

• Guild members made quilts for the **SART Program** (this year's Community Project) on Saturday, Oct 29, at the Samarkand craft room. Quilts were spread all over the room, fabrics swapped and a lot of sewing and snacking was accomplished. Thank you to the following people who set up the workshop materials and worked on quilts: Mary Bursek, Anne Deran, Marie Finck, Peg Gard, Claire Hemke, Diana Iler, Lynn Laughrin, Sandy Tiemleson (guest), and everyone else who stopped by to investigate and participate. A special thank you to the Samarkand Community Center for allowing us to use their craft room and kitchen.

• **Advance Notice:** Start stockpiling your sewing items for the **Silent Auction, coming in April '95**. This is one of our annual fund raisers for the guild and a chance for members and merchants to donate sewing treasures. Pack up those extra blocks, unfinished projects, batting, fabric, books, magazines, patterns, sewing machines, sewing furniture, threads, notions, etc. and donate them to the guild for this event. **Bring your treasures to the April meeting.** Keep in mind that an item that you might not want could be just the ticket for someone else.



• Special **BLOCK OF THE MONTH**

TOUCHY- FEELY QUILT blocks See page 8

REMINDER



2 by 2 by 2 for Members Only

Second chance to be included in the Membership Showcase at the '95 Natural Impressions Quilt Show. If you didn't make a challenge quilt this year or your entry was larger than 24" x 24", you have a second chance to have your work represented in our guild sponsored show.

Theme: Santa Barbara...make your quilt design related to the Santa Barbara environment. The showcase concept is meant to compliment our Santa Barbara Quilt -- which will be the focal point of our show.

Fantaseas Challenge entries that meet the appropriate dimensions of 24" x 24" will automatically be included in Members Showcase. **Due February 14, 1995.** Give your quilts to Judy Gorrindo (phone 687-2170 for more information). Only one quilt per member in Members Showcase.

• Thanks go out to all the quilters who showed off their skills at the **Country Market Show and Sale** in November. June Brandon, Suzy Carter, Audrey Damsky, Anne Deran, Doris Gilman, Maggie Godwin, Judy Gorrindo, Claire Hemke, Diana Iler, Beth Jones and Ruth Walters. A wonderful time was had by all and there were lots of good ideas seen at the show. We sold \$117 in opportunity tickets!

• **Glendale Show...can we take a bus?**

Linda Karpinen has bus information and will pass the it on to the new coordinator for the Glendale show in March 25 or 26, 1995. Call Linda if you want to volunteer as bus coordinator 563-0817


Guild Library



Members, please check your closets, cubby holes, under the car seat and home libraries ... seek out those **overdue guild library books!** Let's start the new year with a full compliment of books and tapes. Thanks for your cooperation this year.

Four new books from **That Patchwork Place** for our library. *Machine Quilting Made Easy* by Maurine Nobel, *Appliqué in Bloom* by Gabrielle Swain; *The Easy Art of Appliqué* by Mimi Dietrich and Roxi Eppler; and *Borders by Design* by Paulette Petters.

Gail Tinsley, Librarian



Quilting on the Computer

"Can we talk?" CQ members who have a modem and access to Internet, directly or through a service, send me your e-mail address. Perhaps it is time to talk about a satellite group for computer addicts.

< :-)

lynn@cs.ucsb.edu

The local **Independent Newspaper** published an **article about the Internet** (Nov 17 edition, pp. 25-35). "Bravely Into the New World...The Information Superhighway and How to Get There From Here" which may be of interest to quilters who would like to subscribe to textile related BBs found on Internet. A copy has been placed in the Binder...*Quilting on the Computer* in the Guild Library.

Check out the **www (World Wide Web)** quilting home page for a list of quilting & fabric stores worldwide.
title Untitled

URL <http://tsw.com/MainQuiltingPage.html>

A **free demo version of VQuilt**, a new MS/DOS program for quilt construction is available for ftp transfer. Transferring this program onto your hard disk from Internet will enable you to design blocks, paint (if you have a color monitor), rotate, flip, incorporate into quilts and much more. The demo is fully functional with the exception that you can neither save work to disk nor print output. Information on how to download this program onto your PC can be found in the *Quilting on the Computer* binder in our Guild Library.

A **free demo version of PCQuilt for the Mac** is available at several ftp sites. It's the same as the commercial version, except that printing & saving have been disabled. The ftp locations are:

- 1) ftp.luth.se
in pub/mac/demos as pcquilt_mac_demo.sea.hqx
- 2) ftp.hawaii.edu
in mirros/info-mac/app as pc-quilt-demo.hqx
- 3) mrcnext.cso.uiuc.edu
in pub/info-mac-app as pc-quilt-demo.hqx

If you have been having problems subscribing to **QuiltNet**. Check the address and be sure you have the right one. Do not flood the list with "please subscribe me" junk mail.

Send e-mail to: listserv@ukcc.uky.edu
in the `_main_` body of the message type:
SUBSCRIBE QUILTNET firstname lastname
and/or
SUBSCRIBE Q-XCHG firstname lastname

====="... a veil remains, separating quilt artists from other artists. Fiber artists are inspired by, learn from, work within, and even teach about traditional art concepts and methods. Traditional quilters can readily identify art quilts, but traditional artists still see a bed quilt when faced with cloth on a wall. They seem unable to separate the concepts of bed quilt and artistic rendering in fabric."

Shirley Gear *American Quilter*,
Wtr 1994, Vol. X, No. 4, pp. 6-7

A Review... Guys Who Sew

UC Santa Barbara Art Gallery's recent show of wall hangings, sculpture, needlepoint (kits) weaving and book was sewn by men and classified as fine art, irrespective of the generally poor quality and simplistic vision. Stop right here.... Don't get me wrong, my disappointment in the show is not a sexist issue... men vs. women who sew. Rather, it was an insult to the men and women who seriously sew as artistic expression! The main issues of contention surround gallery space and the financial support given to bad taste, bad art and poor workmanship. In my view, a poor show, in a town where gallery space is limited, set back the possibility for truly fine sewing to be displayed locally. Even the curators confessed the show was a direct response to the plethora of recent local exhibits featuring women artists. Given that mandate, perhaps they considered it unimportant to search for the best examples of sewing by men in quilting, costuming, clothing, sculpture and wall hangings. Also disappointing was the Nov 12 panel discussion. A panel of artists, the curators and an art critic, denigrated the term "craftsmanship". They implied that sewing kept women in their place and that sewing in the 1970's was beneath contempt as ... "derivative, poor folk art." Excuse me, since when does good workmanship, i.e. craftsmanship, exist in opposition to art? Prior to the industrial revolution all fine art and crafted objects were handmade. Master craftsman held an esteemed place in society alongside fine artists.

I believe it is even more important now to support the guild quilt show in '95. We need to show our community that sewing by men and women can be finely crafted and, indeed, fine art! We know this, but it is not enough since the art community has had little exposure to fine sewing and quilting. It is our responsibility educate them for a change.

by Lynn Laughrin *Opinions expressed are my own and are not meant to represent CQ Guild as a whole.*

Quilt Shows

Thru - Feb 26 Lit From Within, Amish Quilts of Lancaster County, Laguna Art Museum, 307 Cliff Dr. Laguna Beach, CA 92651 (714) 494-8971
Lecture: Jan 25 Sandi Fox

Jan 13 - 16 Road to California, Mariott Hotel, Ontario For information write:
c/o 6361 Malachite Ave., Rancho Cucamonga, CA 91737-3589

Jan 14 & 15 California Heritage Quilt Project
Oral Interview Semnar in Santa Ana, taught by Laurel Horton, folklorist. SASE to California Heritage Quilt Project, 1624 Glasgow, Cardiff by the Sea, CA 92007

Jan 27 & 28 The Valley Quilters 15th Annual Quilt Show, Valley Wide Park Community Center, 901 W. Esplanade Ave, San Jacinto, CA 92583

Feb 25 & 26 Coming Home, presented by South Bay Quilters Guild, Torrance Cultural Arts Center, 3341 Torrance Blvd. Torrance. Guest artist Judy Mathieson

March 25 & 26 Quilt Show of Glendale, Burbank Airport Hilton, Convention Cener, 2500 Hollywood Way, Burbank, CA For workshop information & entry blanks, large SASE (29¢) Glendale Quilt Show, P.O. Box 5366, Glendale, CA 91221-5366 or call (818) 243-4742

June 22 - 25 26th Annual National Quilt Association Show, "California Quilt Rush" Information will be available soon from NQA.

August 11 - 13, 1995
San Diego Quilt Show, San Diego Convention
Entries due by June 15, 1995



DECEMBER



- 14 Guild General Meeting, 7:30 PM**
Samarkand Retirement Community Center,
2550 Treasure Drive, Santa Barbara.
No workshop this month.
- 21 Board Meeting**, at Evelyn Gorrindo's home,
3802 Lincoln Rd. **1994 & '95 Board members meet for a Pot Luck** at 6:00 PM. Retiring Board, members, please let Judy Gorrindo (682-6592) know what kind of dish you will be bringing to the dinner .

Natural Impressions Quilt Show
No December meeting.....next meeting in January.



Natural Impressions II: Quilts from Traditional to Outrageous

Be a helper for the quilt show!

Committee Secretary &
Special Events Coordinator

These positions need to be filled as soon as possible.

Please pick up a copy of the Show Flyer on the announcement's table and review the categories for your contribution.

Location: Lynn Laughrin's home
1224 East Mason, Apt. B (end of long driveway between picket fence & white mailbox...call for directions 962-6401 (car pool if possible)

Agenda for January 25, 7:30 PM


- Gate admission
- Juror forms
- Acceptance pkg.
- Quilt recognition categories

Contact Jan Inouye or Norah McMeeking

December Birthdays



- | | | |
|----|----|------------------|
| | 2 | Nancy Miller |
| | 3 | Marie Finck |
| | 5 | Lucille Honda |
| | 5 | Olive Moreno |
| | 10 | Carolyn Jordan |
| | 12 | Sue Scholl |
| | 20 | Farideh Maho |
| 21 | | Diana Iler |
| 23 | | Carol Boyce |
| 27 | | Dundie Schulte |
| 28 | | Susan Reed |
| 29 | | Phyllis Anderson |
| 30 | | Nancy Woyak |



Quilt Liquidation on TV

Did anyone see that show on TV, Friday, Dec 9th? There were many quilts, about 200 or so, being liquidated from a **Mid-West collection**. Each quilt was shown, the size and brief description given. The Dealer mentioned the approximate age and drew attention to any wear, fading or other problems. Most of the quilts were in prime condition and well taken care of. The age of the quilts was mid-1800's to the late 1950's....certainly a collectable range. The best part of the excellent collection was the price range...\$199 to \$1299, but most ranged about \$250 to \$400. Each quilt was one of a kind and an 800 phone number was provided for the viewer. The show was aired only in a few towns in Southern California. The Dealer offered to accept return of any of the quilts if not satisfied. **The show will be aired again, Friday, December 16 on Channel 8 at about 8:00 PM.** It was fun to see these antiques!

California Heritage Quilt Project

The California Heritage Quilt Project has entered a new phase. They have begun oral interviews of California quilters, especially the older quilters and people who were involved in the revival of quilting in the 60's and 70's. To start this new phase, the Project Board Members had several intensive training sessions and now would like to encourage as many quilters as possible to have some initial professional training in doing Oral Interviews. Last January 45 persons attended a training session sponsored by the CHQP and taught by Laurel Horton, folklorist and quilt historian from South Carolina.

The Project is offering a weekend seminar on **Saturday and Sunday, January 14 & 15 at the Ramada Inn in Santa Ana** and again on January 21 & 22 at the Ramada Inn in South San Francisco. The cost of the seminar is \$138. **This intensive weekend seminar will again be taught by Laurel Horton, whose course was so interesting a effective last year.**

The Project would like the guilds and interviewers to keep a copy of the interviews for their own use such as stories for newsletters, human interest stories in local newspapers, etc.

Call Mary Hjalmanson (619) 753-2715 or Kay Rheingans (805) 528-5826 for information on the Santa Ana Seminar. For the San Francisco Seminar call Caroline Lieberman (415) 584-3794 or Janette Hensley (707) 539-8821.

Quilt Guild Dictionary of Phrases

East Coast

West Coast

Item for Guild Mtg	We're working on it.
Shut up	Thank you for your input
Where's the schedule	What is the game plan?
Shut up a minute	Let me share this with you
Brawl	Satellite Group
Dictator	Facilitator
He/She's a jerk	Let's get a consensus
Punch their lights out	Constructive confrontation
Follow the spec	Lopp it off
Overdesigned	Robust
What's wrong with it?	Thanks for bringing it to my attention.
The points don't meet.	Let me build on that point.
Your design sucks	Let me share my feelings on this design.
We finished early	No translation
We're done!	How do you feel about that?
Yes	Maybe

Tired of the same old routine? This summer you can experience an unforgettable quilting adventure with Outward Bound, the program has placed millions of people like you in rugged outdoor settings. Your life-altering confrontations with nature will bring renewal and reinvigoration. Enroll today in Outward Bound's CAMP QUILT and be prepared for the most exciting challenge of your life!

OUTWARD BOUND

Camp Quilt's Supply List

Supply List

5 yards transparent red vinyl (or Saran Wrap)
12 packages fusilli noodles
Shredded bits of old quilts
Pieces of tin foil

16 colors puffy paint
5 colors glow paint (must fluoresce)
4 yards black velvet (we will paint on this)
A picture of Elvis
164-189 Beads (optional)

Basic Sewing Kit

Industrial sewing machine
Hedge clippers
Sandpaper
16-foot tape measure
Safety glasses
Shovel (essential!!)
Paper towels
Sticky back Velcro



Theme


Have in mind as your quilt theme some statement, emotion or situation you feel strongly about. If you have no strong commitment, make one up, or consider an item dear to you that you will be temporarily forced to give up, like your microwave oven, air conditioner, or car.

Sheer curtain fabric - several yards (this will be the background)
Metallic thread - only for piecing
7 yards flannel for design wall

Tassels
1 package colored tinsel
Gold safety pins in three sizes
Grandma's button collection
Other trendy trash as desired
A copy of your X-rays

Julie Sherar, Asheville, NC

When piecing dark fabric to light fabric, press seam towards the dark. If this is not possible and both seams need to be pressed toward the light side, trim a very tiny strip away from the dark seam allowance. This will help keep threads on the dark seam edge from showing through from underneath the light fabric.



Once your mind is stretched to a new idea
it will never return to its original size.
Oliver Wendell Holmes

December Block-of-the-Month

?What? would be the most outrageous thing you could do at a Quilt Show? No not that!!!! Do the forbidden and touch a quilt. Think of all the quilts you wanted to touch in order to see how the technique was done. Well...we are going to provide that opportunity at our 1995 Quilt Show and we want as many of our members to participate as possible. Here is how:

Make a block that is 8" finished
(8 1/2" with seams)

Fabric to use: a)black & white prints
with
b) color solids

You can do anything you want, but the block should be as inviting to touch as possible.

Here are some ideas:

- Trapunto
- The reverse side, swirl center of an 8 pointed star.
- Machine gathered material
- Different batts
- 3 dimensional appliqué or piecing
- soft tear appliqué, with rough edges and threads still hanging
- machine appliqué, with hem stitch
- anything you would see at "Visions"
- stippling
- novelty & specialty fiber techniques
e.g. rick-rack flowers
- anything you can think of

If you don't want to make a block but want to participate: Trace a hand (yours, a child's hand, or a hand reaching to touch something) on freezer paper and iron it to one of the two types of fabrics mentioned. Cut with a seam allowance and baste raw edges so that it will be ready to appliqué to the quilt. One hand is equivalent to one block

Don't stop at these ideas. The sky is the limit, you only have to touch it.

If you have any questions call Judy Gorrindo at 682-6592. Bring the blocks to the January meeting.

Instead of winning the blocks in January, the name drawn will win a prize.





Ask Imma

Ima Sew-Happy's Advice to Quilters

The Venerable Pot Holder

If you use up your extra quilt blocks for potholders be aware that polyester/synthetic batting tends to melt in high heat. Polyesters and regular cotton batting does not provide enough protection from heat. Better choices for batting can be found from materials you might recycle around the house.

- * Table Felt (not regular felt) washed and dried twice in the dryer to make it shrink to thickness
- * A few layers of old cotton mattress pads or old ironing board pad
- * Several layers of woven wool, or wool blanket
- * Cotton sweatshirt material
- * Recycle an old cotton thermal blanket

As for the "hot side" of your potholder, teflon-coated fabric often sold as ironing board cover material works nicely.

Jennifer Chiaverini, MJC14@psuvm.psu.edu

Fiesta Pasta Salad

Amounts for ingredients to be determined by the size of your hungry crowd.

- Bow Tie Pasta
- Sundried Tomatoes, chopped into small pieces (bottled, sun dried tomatoes in oil)
- Fresh parsley, chopped
- Green Onion tops, chopped fine
- Pine Nuts
- Freshly grated Parmesan Cheese
- Marinated artichoke hearts, chopped
- Olive Oil

A splash of Basalmic Vinegar
Salt & Pepper to taste
Prepare the bow tie pasta and let cool to room temperature. While cooling, roast the pine nuts by placing in an open pan, shaking occasionally. Do not burn them. Combine all ingredients and chill till served.

Options: add chopped green & red bell peppers

...Letter Continued from November

Dear Nana on Mission Ridge Road,

Last month you asked if there were any books that introduce children to quilt appreciation. Here are a few titles for young children, specially designed with lesson plans to teach children how to make a quilt of their very own.

Step into Patchwork from Dreamspinner
Discovery Series (award winning book)
Small Folk Quilters, by Ingrid Rogler
Rail Fence Quilt, by LuAnn Stout



Cranberry Lemon Bread

- 4 Tbs. butter or margarine
- 3/4 cups sugar
- 2 eggs
- 2 tsps. grated lemon peel
- 2 cups white flour, sifted
- 2 1/2 tsps. baking powder
- 1 tsp. salt
- 3/4 cup milk
- 2 cups fresh cranberries, chopped
- 1/2 cup mixed candied fruits and peels, chopped
- 1/2 cup chopped walnuts

Glaze:

2 tsps. lemon juice
2 Tbs. sugar
Cream together butter and 3/4 cup sugar till light & fluffy. Add eggs, lemon peel, beat well. Sift together dry ingredients and add to creamed mixture alternately with milk, beating till smooth after each addition. Stir in cranberries, mixed fruits/peel and nuts. Pour into 9x5x3 inch pan, bake at 350 degrees F. for 55-65 minutes or until done. Let cool 10 minutes and remove from pan. When bread is completely cool, combine lemon juice and 2 Tbs. sugar, spoon over top. *Serve with a spread of softened cream cheese mixed with 1 Tbs. lemon rind.*

Merchants & Services

Discounts to CQ members. Show guild membership card before sale is run up.

- Ben Franklin's** 187 South Turnpike, Goleta
681-9856 ...10% on quilting & sewing supplies
- BB's Knits** 4141 State St, Santa Barbara
683-6698 ...10% discount on supplies
- Betty's Fabrics** 821 State St., Santa Barbara
963-0311 ...10% on quilting projects, Santa Barbara store only.
- Beverly Fabrics** 5624 Hollister Ave., Goleta
677-5355 ...10% off on quilting projects
- Beverly Fabrics** East Victoria, Santa Barbara
963-5617 ...10% on regularly priced fabric.
- Audrey Damsky's Treasure Chest** -- buttons, fabrics, decorator & fashion fabric samples, beads, etc. ...10% discount to CQ members. By appt. 682-6670
- Goleta Valley Paint** 325 Rutherford St, Goleta
964-8787 ...10% on everything. Wallpaper, Blinds, Paint, Furniture Refinishing Supplies
- Grant House** 118 N. Milpas St., Santa Barbara
963-8956 Bernina, Phaff dealer ...25% off all sewing machines & sergers, 10% off purchases over \$10.00
- Heartwarmers Mercantile** 310C East Matilija, Ojai
640-1187...10% discount on regular priced fabrics & notions \$10.00 and over
- Clear Creek Homeworks** 11400 N. Ventura Ave, Ojai
649-9811
- House of Fabrics/so-fro Fabrics** 187 N. Fairview (Fairview Shopping Center) Goleta 683-4069 ...10% discount on fabric
- Mary Vandenberg**, Certified Public Accountant
685-2704 ...10% discount to members
- Sabaco, Realtors** Gary Maxwell & Barbara Maxwell, Brokers/Owners Property Management - Sales - Rentals Full Service Real Estate Office (805) 569-306610% on commission

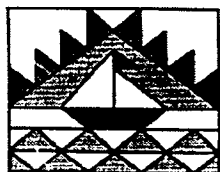
- Joan Sutton, Fine Hand Quilting** Experienced hand quilting done to your specifications 967-1810 or 562-4314 ...10% discount to CQG members
- Sally's Quilt Quarters** 1765-B So. Broadway, Santa Maria 925-1888 ...Ask for Fabric Club Card, offers \$20 off fabric after \$200 regular price fabric purchases.
- Baron's Fabrics** 378 Carmen, Camarillo 482-9848
Customers must ask for discount before sale is rung up.
- Fabric Depot** 972 East Main St., Santa Paula 525-4556
- Fabric Town** 2666 E. Main, Ventura 643-3434
- Fabric Well** 3075 Saviers Rd, Oxnard 486-7826

CQ Market Place

- **Machine Quilting by Joy Pickell**
PO Box 1435 Morro Bay, CA 93443
(805) 772-5505. We quilt bedspreads, quilts, or plain fabric. For free brochure send long, stamped envelope to above address.
- **Phaff Sewing Machine for Sale** Model 1222E, electronic, 52 decor stitches, built in walking foot. \$450 Call Anne Braddock for details. 687-4228

Classified Ads must be related to sewing.

One free ad for members per year. 2nd month and thereafter - \$5.00 per month Ads 3 or so lines and phone number. Make checks payable to Coastal Quilters, P.O. Box 6341, Santa Barbara, CA 93160 Attn: Classified Ads Commercial ads from businesses offering discount to guild members will continue to be published free of charge.



Coastal Quilters of Santa Barbara & Goleta
P.O. Box 6341
Santa Barbara, CA 93160

