

A Big Thank You to our Nominees

The following women have agreed to be nominated for office and to head Guild committees. Without their help, this organization could not function. They all deserve our help, support and gratitude.

President:

Judy Gorrindo

1st Vice-President (Programs):

Lynn Laughrin

2nd Vice-President (Workshops):

Anne Braddock

Recording Secretary:

Sue Scholl

Corresponding Secretary:

Ellen Richardson

Treasurer:

Joan Watson

Parliamentarian:

Kathy Doughty

Newsletter Editor:

Kristin Otte

Block of the Month:

Verna Smith, Beth Jones

Community Projects:

Claire Hemke

Librarian:

Karin Cooper

Elisabeth Cooper, Assistant

Refreshments:

Diana Iler

Welcoming Committee:

Linda Estrada

Lee Carlson

Kathy Doughty

Membership:

Jan Inouye

Susan Cochran

Challenge Quilt:

Ruth Walters

Door Prizes:

Traci Hilden-Cope

Satellite Groups:

Nola Ferguson

SCCQG Representative:

Anne Braddock

Natural Impressions II:

Norah McMeeking

Jan Inouye

Chairmen and committee members are still needed for the following:

Newsletter Distribution

Opportunity Quilt Ticket Sales

1996 Opportunity Quilt Construction

Telephone

Special Events (Stow House 4th of July, Lemon Festival)

Please phone Norah (962-8511) if you want to volunteer for any of the above.

If you would like to help on a committee, please contact the chairman.



"I realized a long time ago when going to quilt shows how much I appreciated others for entering their quilts so I could enjoy them." *Doreen Speckmann*

2 by 2 by 2 for Members Only


What does this mean?

A second chance to make a 2 feet x 2 feet quilt and be included in the Membership Showcase at the 1995 Natural Impressions II Quilt Show.

If, just by some quirk, your *Fantaseas* challenge quilt grew & grew, and is larger than 2'x2', or you were unable to enter the challenge, you too will have another chance to be included in the Members Showcase of our Natural Impressions Show!

Theme: something to do with Santa Barbara, in order to compliment our Santa Barbara Quilt, -- the focal point of our show.

Fantaseas entries that meet the appropriate dimensions will automatically be included in Members Showcase. The rest of us need to make something to fit in. **Due date is February 14, 1995.** Give your quilts to Judy Gorrindo. Sorry, only one quilt per member in Members Showcase. If you have questions, call Judy at 687-2170.



• QUILT SHOW NEWS

The Natural Impressions II show committee wholeheartedly encourages all CQ members to start thinking about their entries for the May '95 quilt show. Also, members are encouraged to seek out those shy quilters they know amongst their friends and acquaintances. Encourage them to enter too. Experience has proven that "word-or-mouth" publicity is just as important in promoting a quilt show as printed publicity. **Entry date for slides is February 14, 1995.** Let's all get behind our guild sponsored show!

• Thanks to all of the members who pitched in and helped hang the Challenge Quilts at the last meeting. Special thanks to Martha Adams, Christine Bollenbach, Anne Braddock, Lee Carlson, and Dundie Schulte for their assistance with the balloting at the October *Fantaseas* Challenge contest. Also thank you to Lynn Laughrin who produced the ballots and postcards announcing our exhibition at the Sea Center. This year's Challenge was a huge success because so many members got involved in its production. **Great Quilts Too!**

Challenge Winners:

Viewer's Choice: Judy Gorrindo, "Shell We Dance -- Waltz of the Sea"

Best Hand Quilting:

1st: Judy Gorrindo Shell We Dance...

2nd(tie): Claire Hemke "Dance of the Sea Horses" and Marty Frolli, "Garibaldi"

3rd: Linda Estrada, "Mermaid *Fantaseas*"

Best Interpretation of Theme:

1st: Linda Estrada, "Mermaid *Fantaseas*"

2nd: Sandy Wilmot, "Undersea Quilting Bee"

3rd (tie): Marty Frolli, "Garibaldi" and Judy Gorrindo, "Shell We Dance..."

Best Machine Quilting:

1st: Kristin Otte, "Somewhere...Beyond the Sea"

2nd: Sherry Root, "The Sea at Grandma's"

3rd: Norah McMeeking, "Are the Stars Out Tonight"

OPPORTUNITY QUILT DRAWING

at December general meeting. Turn in the sales receipts and any unsold tickets before the meeting! See Wanda Livernois if you need more tickets before the drawing.

• **All Committee Chairs** are asked to update their binders with any changes or suggestions for next year's Board members. Any and all information is helpful to know when you are taking over a new position. Expound as much as you think will be the most helpful for your successor. Be ready to pass your knowledge along at the December meeting.



Guild Library

Thanks to the generous book program sponsored by That Patchwork Place, five new quilt books have been added to our Guild Library. These books are beautifully illustrated with many colored pictures.

Round Robin Quilts - Friendship Quilts of the '90s and Beyond, by Pat Maixner Magret and Donna Ingram Slusser. This is the long awaited book by the co-authors of *Watercolor Quilts.. Bargello Quilts*, by Marge Edie, features sophisticated design ideas and instructions for turning Bargello, a traditional needlepoint design, into a quilt format. Marge shares her ideas for her "Margello quilts" based on a combination of Bargello and Log Cabin construction.

Le Rouvray by Dianne de Obaldia, Marie-Christine Flocard and Cosabeth Parriaud. Second in the International Quilt Shop Series, this book features the Paris antique shop and quilt store, located in Paris, France. Judy Murrh's *Jacket Jazz Encore*.

Quilting Makes the Quilt, by Lee Cleland, an Australian expert on quilting treatments and quilting designs.

Happy Birthday to November Quilters

- 1 Eoleen Cross
- 1 Peg Gard
- 3 Claire Hemcke
- 5 Debby Remick
- 5 Jo Schumacher
- 7 Kathy Doughty
- 9 Esther Glover
- 9 Wanda Livernois
- 11 Sherry Root
- 22 Anne Duran
- 23 Sharon Tangel
- 25 Diane Bartel
- 25 Jane Vellis
- 27 Bev Waters



Change of Address

Susan Dobie
P.O. Box 664
Port Townsend, WA 98368

Block of the Month

☞ Just a reminder!

The grand drawing for a

\$50.00 gift certificate

will be held at the January meeting. You need to make a total of ten blocks in order to qualify for the grand drawing. You do not need to make ten different blocks, they can all be from the same month or a sum from several different months. You have one more month to work toward your goal, so have some fun making a few Christmas Angel Doll blocks.

☞ Who's already qualified and who's close:

Harlene Bailey	10
Ingrid Bergere	12
Janet Berlin	9
June Brandon	36
Joan Corson	9
Linda Estrada	16
Doris Gilman	10
Judy Gorrindo	9
Zetta Hanna	13
Nancy Horii	25
Diana Iler	10
Beth Jones	12
Wanda Livernois	15
Farideh Mayo	13
Kristen Otte	10
Sue Scholl	10

☞ Any questions or want to check your total? Call Marty Frolli 968-4781.

"At the worst, a house unkept cannot be so distressing as a life un-lived. "

Dame Rose Maculay, 1891-1958
English writer

Quilt Shows

Nov 12 Country Quilt Show & Auction, 10am-4pm
Santa Clarita Valley Quilt Guild, Canyon High
School 19300 Nadal, Canyon Country. Information:
296-2596

Nov 19 Celebration of Quilts, Quilters Haven &
Old Town Upland present a special day of quilts,
shop tours and chance to win a new Bernina in a
Scavenger Hunt. Take Highway 10 to San Bernadino
Freeway to Euclid, exit and go North to C street, turn
right at Quilters Haven. Plenty of parking in city
lots. Information (909) 985-2245

Thru - Feb 26 Lit From Within, Amish Quilts of
Lancaster County, Laguna Art Museum, 307 Cliff Dr.
Laguna Beach, CA 92651 (714) 494-8971
Lectures: Nov 30 Jonathan Shannon,
Jan 25 Sandi Fox

Jan 13 - 16 Road to California, Mariott Hotel,
Ontario For information: 6361 Malachite Ave.,
Rancho Cucamonga, CA 91737-3589

Jan 14 & 15 California Heritage Quilt Project
Oral Interview Semnar in Santa Ana, taught by
Laurel Horton, folklorist. SASE to California
Heritage Quilt Project, 1624 Glasgow, Cardiff by the
Sea, CA 92007

Feb 25 & 26 Coming Home, presented by South Bay
Quilters Guild, Torrance Cultural Arts Center, 3341
Torrance Blvd. Torrance. Guest artist Judy Mathieson

March 25 & 26 Quilt Show of Glendale, Burbank
Airport Hilton, Convention Cener, 2500 Hollywood
Way, Burbank, CA For workshop information &
entry blanks, large SASE (29¢) Glendale Quilt
Show, P.O. Box 5366, Glendale, CA 91221-5366 or
call (818) 243-4742 Entries Due Dec 1, 1994!

June 22 - 25 26th Annual National Quilt Association
Show, "California Quilt Rush"

July 23-27 Quilt Camp, Flagstaff, Arizona
Resident or day camping, campus of N. Arizona
Univ. SASE (legal size w/52¢ stamp) to Quilt
Camp in the Pines, 11 Spur Circle, Sedona, AZ
86336, (602) 282-6714

"Before sending a quilt for a contest, always use
a lint brush on both sides."

Julee Prose, AQS show winner

November

- 9 Guild General Meeting, 7:30 PM
Samarkand Retirement Community Center,
2550 Treasure Drive, Santa Barbara.
- 10 Workshop . . . Mystery Quilt, with Klaudeen
Hansen, Goleta Community Center,
9 AM to 3:30 PM. See supply list is October
newsletter or pick up a copy at the
announcement table.
- 16 Board Meeting, 7:30 PM, Judy Gorrindo's home,
2420 Chapala, Apt. B
- 28 Santa Barbara Quilt Meeting, 7:30 PM at
Barbara Maxwell's office, 466 N. La Cumbre
- 30 Natural Impressions Quilt Show Meeting,
7:30 PM, see box below



Natural Impressions II: Quilts from Traditional to Outrageous

Be a helper for the quilt show!
Committee Secretary, School Contact person
& Special Events still need coordinators.

Pick up a copy of the Show Flyer on the
announcement's table and review the
categories for your contribution.

Agenda for November 30, 7:30 PM
Location: Lee Carlson's home
224 Pebble Hill Rd

- Gate admission
- Refreshments
- Prize categories
- Educational Quilt
- Show Pins

Contact Jan Inouye or Norah McMeeking

Happy Thanksgiving

Photographing Your Quilts for the *Natural Impressions II* Juried Show

MEMBERS of Coastal Quilters:

Two slides will be taken of each quilt, a full photo of your piece and a detailed section selected by you. Please prepare your quilt as instructed IN ADVANCE of the January 11, 1995 meeting.

1. Attach a 3"- 4" hanging sleeve to the back of the quilt.
2. "Square-off" the area for the detailed photo of your quilt with masking tape.
3. Fill out the photo loan release form.
4. Fill out and pin/baste the label for EACH quilt to the back of the quilt.
5. Bring your quilt(s) to the January 11th guild meeting.
6. If you are unable to attend the January meeting, please have someone else bring your quilts for you to the meeting.
7. Your quilt(s) and slides will be returned at the February meeting.
If you are unable to attend that meeting, please arrange for someone to pick up your quilts and slides.
8. The Photographer is William Dewey. Please have a check made out to him, or money available for payment of the photos at the January meeting. The cost is \$12 which includes the full size photo and a detailed area. If you want duplicate slides, Mr. Dewey can take "in-camera" duplicates .
They are \$1.00 each. Please stipulate when you pay for the photos, how many duplicates you want to order.

Pin/Baste this label to the back of each quilt submitted.

Quilt Title:

Size:

Brief description of detailed area for photo:

Quilter's Name:

Address:

Phone:

If I am unable to attend the FEBRUARY meeting, _____ (name) will be responsible for my quilt(s) and slides.

• Here's a good idea for satellite groups.....

Lee Carlson reports that the September meeting of Straight & Narrow Satellite group was treated to a "home-grown quilt show" by Marge Hall, hostess for the month. Marge displayed 20 or so quilts she has accomplished over the years. They were hung all around the backyard fence, patio wall, table, chairs, benches and on a roundelay on her kitchen table. Marge's quilts ranged from her first Challenge quilt in 1988 to the present. A few had been seen before, but some made a first appearance...she hides them in closets! Lee reports that it was delightful to see the life's work of a fellow quilter, in the comfort of her home. Merci bouquet, Marge, for an outstanding performance!

• Holidays are coming soon and wonderful gifts and gift ideas may be found at the stores of our supporting merchants. They give special discounts to CQ members, so remember to take your guild membership card along when you shop!

Frozen Pumpkin Dessert

Yield: 4 servings

- 1 cup cooked pumpkin
- 1/2 cup sugar
- 1/2 tsp salt
- 1/2 tsp each ground Ginger, Cinnamon & Nutmeg
- 1/2 cup chopped pecans
- 4 cups vanilla ice cream
- 2 cups crush Gingersnap cookies, or crushed chocolate cookies (Oreos or wafers)

1 Kiwi fruit, sliced
 10 whole raspberries
 Combine pumpkin, sugar, salt, and spices, stir in pecans, fold in softened ice cream.
 Place half the cookie crumbs in the bottom of a glass serving dish. Spread half the ice cream mixture over the cookie crumbs. Spoon on the remaining ice cream. Sprinkle the last of the cookie crumbs on top and cover tightly with plastic wrap. Freeze until firm (about 5 hours). Garnish with whipped cream, kiwi fruit and whole raspberries. Serve up and enjoy.



Traveling Quilters Group Travel to Shows

Traveling Quilters,
 P.O. Box 3214,
 Manhattan Beach, CA 90266

For information call Lynn Crawford (619)249-8869
 or Sue Glass (310)372-3945

Schedule for 1995

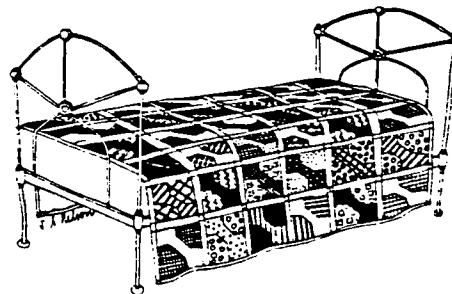
Feb 4 - Laguna Art Museum,, Esprit Amish Quilt Collection \$28

March 11 Coachella Valley Quilt Show, \$28

April 25-30 Nashville to Paducah, write for details

May 19-21 Big Bear Quilt-Away Weekend
 \$125/person sharing room or \$150 private room

July 6-9 Sisters, Oregon (train, plane & bus) write for details



Tips for Quilters:

Judges are not attempting to find all of the details that somehow or other are not perfect. What the judges are doing is looking for what is *right* with the entry.

Don't try to quilt to your perceptions of the judge or judges.... Trust the show sponsors to have chosen a professional judging team who will give every entry a fair and equitable evaluation.

The bonus with a "judged" show is that through the Comment Sheet, the show can educate the quilt-makers and acknowledge their achievements – at the same time it educates and entertains the general public.

The above quotations came from Patricia J. Morris' book *The Judges Task, How Award Winning Quilts are Selected.*

Christmas Angel Doll

8" Appliquéd block (8-1/2" unfinished)

Here's a fun little angel block that doesn't take any time at all! After the basic appliqué, you can personalize your doll with lace, bells, bows, buttons, minatures, or other trinkets. Use three strands of embroidery floss to make french knots or stars for the hair and eyes. Use a little rouge or red crayon to give her some cheeks. You may wish to draw a realistic face, just make sure that you use permanent ink.

Background

Use white on white print or white print with a tiny green or red motif. Cut the background block 9-1/2". The winner will trim all blocks to size. Lightly trace placement onto background fabric.

Appliqué

Trace wings and body onto freezer paper. Cut out freezer paper templates. Press templates to wrong side of fabric. Cut out fabric pieces, allowing a 1/4" seam allowance. Baste under seam allowances. Appliqué wings first and then the body. Make template for dress, adding 1/4" seam allowances. Cut out dress. Baste sides and bottom of doll dress under 1/4". Turn under top of dress 1/4". Using three strands of matching embroidery floss, gather the top of dress. Appliqué dress to doll.

Wings

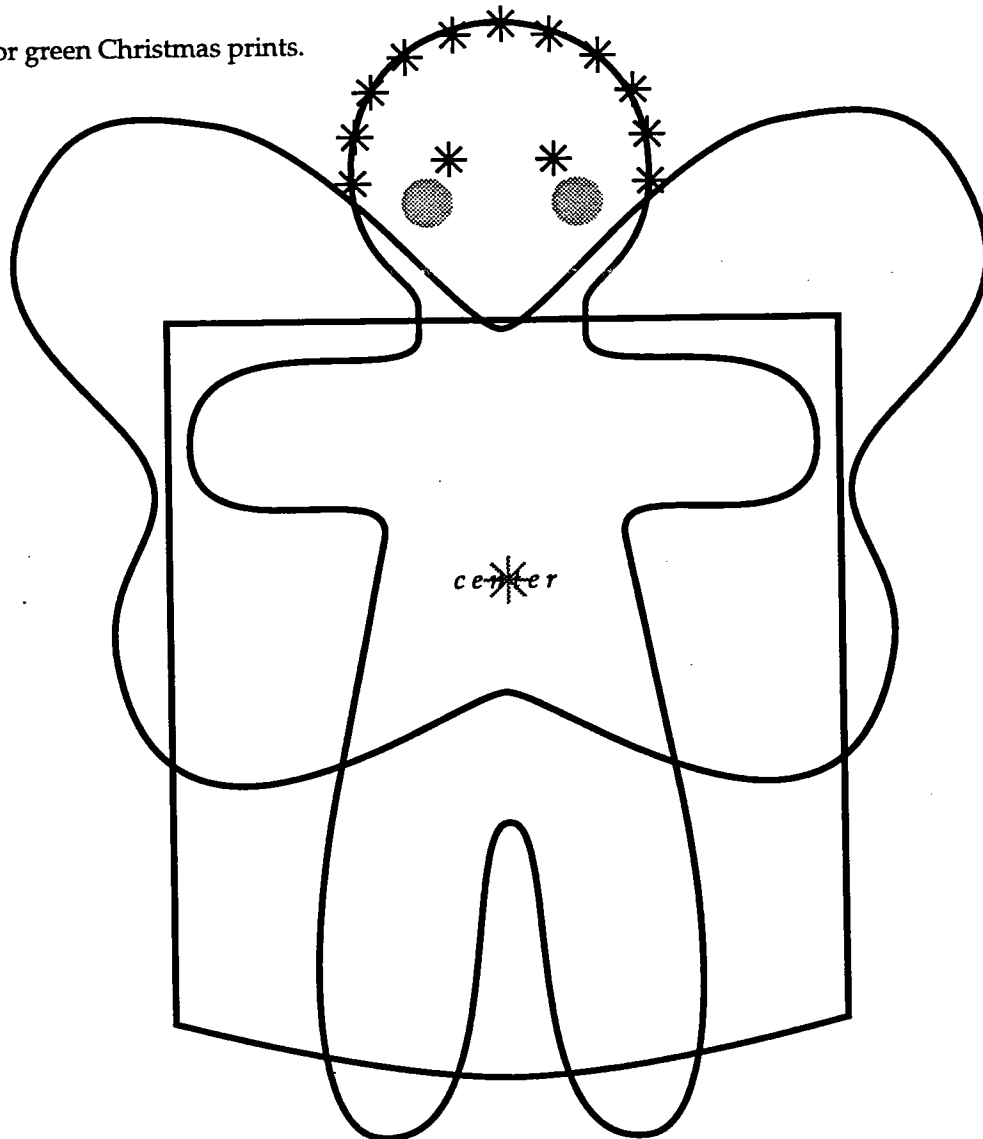
Use silver or gold fabric-backed lamé, solid white or white on white, or lace.

Body

Use solid flesh tones.

Dress

Use red or green Christmas prints.





Ask Imma

Ima Sew-Happy's Advice to Quilters

Dear Aunt Ima,
My children, nieces and nephews have all received a special handmade quilt at birth. Now that they are older, I want to continue to foster an appreciation for quilts and quilting that they may pass on to their children in time. Are there any books on the subject.

Nana on Mission Ridge Road

Dear Nana,
A special gift of a baby quilt is a wonderful way to start the cycle of appreciation both for the new parents and young children. As quilters, we know that any occasion or event is reason enough for the gift of a quilt. Children especially like quilts that have some reference to their interests and special events... a birthday quilt, a commemorative quilt for a vacation trip, a story telling theme, favorite colors, toys or animals can make a quilt more personal for a child.

To carry on the quilt tradition from your grandmother through to your grandchildren might be supported by a few little projects where the children get involved designing a special quilt for themselves or another person in the family. Children like to play with bright scraps of colored paper and fabric and these can easily be translated into patches or appliqué, fused to a background and satin stitched around the edges. I recommend stitching around the edges to ensure wearability through many washings. Phototransferring children's drawings on to quilt blocks, even just one such block on the top or back of a child's quilt adds a very personal touch.

Making quilt blocks with a group of children, is easiest if you provide each child with a stretched square of fabric and some fabric paints or pieces of cut fabric. Mom takes over the heat-setting with an iron. Machine quilting can be done with free-motion stitching with advice from the child as to direction and color of thread.

If you are looking for a theme, a nice gift quilt may be modeled after a favorite story book. I am rather partial to quilts with pockets of various sizes, some with flaps, buttons or Velcro

where a child can hide treasures or a favorite story book.

There are some beautiful children's books for all ages on the subject of quilts. Here's a partial list of books available at our local bookstores or by special order.

The Patchwork Lady, by Mary K. Whittington
Sam Johnson and His Blue Ribbon Quilt, by Lisa Campbell Ernst

Buzy Bones and the Lost Quilt, by Jacqueline Briggs Martin

Down Buttermilk Lane, by John Sandford

The Keeping Quilt, by Polocco

The Quilt Story, Johnston

Josefina's Story Quilt (begin.Reader), by Coers

Luka's Quilt, by Guback (a Hawaiian theme)

Patchwork Island, by Kuskin

The Rag Coat, by Mills

Eight Hands Around, by Paul

My Grandmother's Patchwork Quilt, by Bolton

Books that teach kids how to make a quilt:

No Dragons On My Quilt, by Jean Ray Laury, with Ritva and Lizabeth Laury

Flavor Quilts for Kids to Make: complete instructions for teaching children to dye, decorate and sew quilts, by Jennifer Amor

Spike & Zola, Patterns Designed for Laughter and Appliqué, Painting or Stenciling, by Donna French Collins



Merchants & Services

Discounts to CQ members. Show guild membership card before sale is run up.


- Ben Franklin's** 187 South Turnpike, Goleta
681-9856 ...10% on quilting & sewing supplies
- BB's Knits** 4141 State St, Santa Barbara
683-6698 ...10% discount on supplies
- Betty's Fabrics** 821 State St., Santa Barbara
963-0311 ...10% on quilting projects, Santa Barbara store only.
- Beverly Fabrics** 5624 Hollister Ave., Goleta
677-5355 ...10% off on quilting projects
- Beverly Fabrics** East Victoria, Santa Barbara
963-5617 ...10% on regularly priced fabric.
- Audrey Damsky's Treasure Chest** -- buttons, fabrics, decorator & fashion fabric samples, beads, etc. ...10% discount to CQ members. By appt. 682-6670
- Goleta Valley Paint** 325 Rutherford St, Goleta
964-8787 ...10% on everything. Wallpaper, Blinds, Paint, Furniture Refinishing Supplies
- Grant House** 118 N. Milpas St., Santa Barbara
963-8956 Bernina, Phaff dealer ...25% off all sewing machines & sergers, 10% off purchases over \$10.00
- Heartwarmers Mercantile** 310C East Matilija, Ojai
640-1187...10% discount on regular priced fabrics & notions \$10.00 and over
- Clear Creek Homeworks** 11400 N. Ventura Ave, Ojai
649-9811
- House of Fabrics/so-fro Fabrics** 187 N. Fairview (Fairview Shopping Center) Goleta 683-4069 ...10% discount on fabric
- Mary Vandenberg, Certified Public Accountant**
685-2704 ...10% discount to members
- Sabaco, Realtors** Gary Maxwell & Barbara Maxwell, Brokers/Owners Property Management - Sales - Rentals Full Service Real Estate Office (805) 569-306610% on commission

- Joan Sutton, Fine Hand Quilting** Experienced hand quilting done to your specifications 967-1810 or 562-4314 ...10% discount to CQ members
- Sally's Quilt Quarters** 1765-B So. Broadway, Santa Maria 925-1888 ...Ask for Fabric Club Card, offers \$20 off fabric after \$200 regular price fabric purchases.
- Baron's Fabrics** 378 Carmen, Camarillo 482-9848
Customers must ask for discount before sale is rung up.
- Fabric Depot** 972 East Main St., Santa Paula 525-4556
- Fabric Town** 2666 E. Main, Ventura 643-3434
- Fabric Well** 3075 Saviers Rd, Oxnard 486-7826

QC Market Place

- **Machine Quilting by Joy Pickell**
PO Box 1435 Morro Bay, CA 93443
(805) 772-5505. We quilt bedspreads, quilts, or plain fabric. For free brochure send long, stamped envelope to above address.
- **Fabric for Sale** Mary Chubb has a length of cotton chintz for sale Honey/gold solid color. 2 1/2 yards by 40" 962-5774
- **Hawaiian Quilt Kit for sale.** Purchased in Maui, yellow an white, has been pieced together. For sale, or I'm interested in finding someone to instruct me on how to make it. Price for kit \$200. (Finished quilts were selling for \$3,000!)
Contact Lynn Combs, 682-3739

Classified Ads must be related to sewing.
One free ad for members per year. 2nd month and thereafter - \$5.00 per month Ads 3 or so lines and phone number. Make checks payable to Coastal Quilters, P.O. Box 6341, Santa Barbara, CA 93160 Attn: Classified Ads Commercial ads from businesses offering discount to guild members will continue to be published free of charge.



Coastal Quilters of Santa Barbara & Goleta
P.O. Box 6341
Santa Barbara, CA 93160

