


September 1994



Coast Lines

Newsletter of the Coastal Quilters of Santa Barbara & Goleta, California

Pat Scoville presents Appliquéd Roses

As the beautiful summer roses mature at the Santa Barbara Mission Rose Garden, we are fortunate to have a guest artist who specializes in capturing the beauty of the rose beauty in appliqué. Pat Scoville has created patterns and techniques for rose appliqués in all the colors of her beloved rose garden.

Her workshop, to be held on Thursday, September 15 at the Goleta Community Center, will feature many roses in various stages of maturity. Pat will also show us techniques and discuss how to make realistic appliqués. (See August Newsletter for workshop supply list.)

Since 1979 Pat has lectured and taught workshops. She is a regular instructor of quilting at the Quilt Emporium in Calabasas. Many of her quilts have been published in *Quilter's Newsletter*, *Ladies Circle Patchwork Quilts*, newspapers, various calendars, invitational shows, juried shows, and museum shows. Past president of the San Fernando Valley Quilt Association, Pat continues to be active in many quilt related events in Southern California.



NOMINATIONS DUE for Next Year's Officers & Committees

Next year will be filled with lots of fun for Coastal Quilt Guild members -- wonderful programs and our big guild event -- the guild sponsored quilt show. It will be a banner year for guild publicity and quilter's glory!

The call for nominations and volunteers for guild officers & committees is now underway. Please fill out the attached nomination form and turn it in at the general meeting in September or call Norah McMeeking with your nominations.

Next Month's Program ...October Fantaseas

Guild Challenge Quilts will be displayed at our general meeting on October 12.

We have extended the deadline to Monday, October 10, in order to allow one more weekend to complete finishing touches. Take completed quilts to Jo Anne Hankey's home (963-7081) or to Judy Gorrindo's home (682-6592). Call first to make arrangements and to get directions. At the guild meeting, please fill out an entry form to accompany the quilt.

This year we are privileged to have our challenge quilts on display at the Sea Center on Stearns Wharf. The Sea Center is a branch of the Santa Barbara Natural History Museum featuring displays of the natural wildlife and sea life of the Santa Barbara channel and Channel Islands. Museum members and members of Coastal Quilters are invited to attend an **Opening Reception for this exhibit on Wed, October 19 from 5:30 to 7:30 pm at the Sea Center**. The quilts will be on display at the Center from October 15 through January 5. Volunteers will be needed to help hang the quilts. See JoAnne to volunteer.

October's Workshops will be presented by Maggie Godwin who has, by popular demand, consented to give us a two special courses on color theory especially for quilters. She will cover classic color theory coupled with some surprises! The classes will be lots of fun, so do sign up!

The Essentials of Color

Two Workshops presented by Maggie Godwin
9:00am - 3:30pm

5679 Goleta Community Center
Hollister Avenue, Goleta

Part 1 -- Thursday, October 13


Part 2 -- Thursday, October 20

While it is possible to take one class without the other, the greatest benefit will be from taking BOTH.

See Supply List for the classes on Page 2

To Enroll: call Audrey Damsky 682-6670.

October Workshops Essentials of Color



Supply List

We will not be sewing, so NO sewing machines, irons or sewing supplies are needed.

For either class, please bring:

- Color Wheel (from any paint or art supply store)
- Scissors - paper & cloth
- Glue Stick (absolutely essential)
- Snack to share
- Consider bringing a sack lunch - you might need to shop during the break!

We will have lots of handouts, consider bringing a binder and hole punch.

•• Bring at least one "less than successful project" - a project that didn't turn out as well as you had hoped. We will use these for class discussion - don't worry, we won't point fingers and laugh! (Wait until you see what I bring!)

FABRIC: The easiest thing would be to cut 3" or larger squares of every fabric you own! BUT, if that sounds like too much trouble, bring as many 3" squares as you can bear to cut. This experience will be most successful if you bring fabrics with a large variety of COLORS (i.e., red, yellow, etc.); VALUES (from light to very dark) and INTENSITY (from clear through greyed colors). Bring more fabric than you think you will need - if you don't use it you can trade with a neighbor.

Color and Cloth, The Quiltmaker's Ultimate Workbook., by Mary Coyne Penders, The Quilt Digest Press, San Francisco, 1989. (Bring this book, if you have it.)

In addition to the Supply List bring to:

Part One - October 13

- A piece of fabric you really LOVE - preferably a multicolored print.
- Something RED - absolutely, positively clear, clean RED! This can be anything from fabric to nail polish to your little sportscar (if you can get it in the room!)
- Something that is a REALLY UGLY COLOR - mustard? puce? drab green? We want to see UGLY!
- Something that is your favorite color.

In addition to the Supply List bring to:

Part Two - October 20

- Fabric: You will need all the fabric described above, but a variety of visual texture will also be important. It is essential to have a diversity of prints.

It is very important to me that you find this experience beneficial. If you have any questions concerning this supply list, feel free to call me at (805) 964-7954.

Maggie Godwin

1994 Guild Officers and Committee Chairs

President: Judy Gorrindo
First Vice President: JoAnne Hankey
Second Vice President: Anne Braddock
Recording Secretary: Kathy Doughty
Corresponding Secretary: Lynn Laughrin
Treasurer: Barbara Maxwell

Block-of-the-Month: Marty Frolli & Zetta Hanna
Challenge Quilts: Joanne Hankey
Community Projects: Claire Hemke
Door Prizes: Sherry Root
Historian: Nancy Bauerle
Incorporation: Mary VandenBerg
Librarian: Gail Tinsley
Membership: Joan Corson
Newsletter: Lynn Laughrin
Newsletter Distribution: June Brandon
Refreshments: Diana Iler
Sales Table: Audrey Damsky
Satellite Groups: Ruth Walters

SCCQG Representative: Anne Braddock
Telephone: Nola Ferguson
Welcoming Chairwoman: Lee Carlson
Welcoming Committee: Linda Estrada
Workshops: Audrey Damsky
Brinkerhoff Festival: Committee
Lemon Festival: Ingrid Engmyr
1995 Natural Impressions Quilt Show:
Jan Inouye & Norah McMeeking
Nominations: Norah McMeeking
Opportunity Quilts:
1994 Ticket Sales: Wanda Livermois
1995 Construction: Open
Parliamentarian: Open



Coast Lines is published monthly by the Coastal Quilters of Santa Barbara & Goleta, P.O. Box 6341, Santa Barbara, CA 93160. Newsletter contributions are due the first Wednesday of the month. Only material accompanied by a self-addressed, stamped envelope will be returned. For

- A very special **Thank You** to CQ members Carol Boyce, Marty Frolli, Ingrid Engmyr, Jane Manasse, and Sherry Root for your presentations and for sharing your quilts with us at the **August Member's Showcase**. We thoroughly enjoyed seeing your work and the cheerful, candid way in which you spoke about your artistic inspirations! It was a delightful way to enjoy a warm summer evening -- amongst friends. A real "back-porch" experience!

- Claire Hemke announces that the **1994 Community Project** will benefit the Santa Barbara SART Program (Sexual Assault Response Team). The guild project will make quilts for children and teenagers ages 2-16. A sewing workshop will be held on October 29 at the Samarkand Craft Room from 10 am to 3 pm. This workshop is sponsored by the Guild as our annual Community Projects event. Bring your sewing machine, supplies and a snack to share. The preferred sizes for the quilts : 45" x 60"; Qillows for teenagers would be nice and baby quilts of any size. Claire will provide some donated fabrics and batting for the workshop. Anyone who would like to make a quilt for the project, but who cannot attend the workshop should call Claire at 569-0442. Sign up for the workshop at the September & October meetings!

- **Call for Nominations for 1995 Guild Officers.** Send nominations to Norah McMeeking.

- **1994 Opportunity Quilt** REMINDER to CQ members to return money from ticket sales or unsold tickets to Wanda Livernois.

- A new **Fabric Arts Group** was enthusiastically launched this summer in Santa Barbara. Starting September 16, it will meet on Fridays from 12:30 to 3:30 pm at the Ridley-Tree Education Center, 1600 Santa Barbara Street. New members who are interested in exploring creative possibilities with fabrics, threads and other fibers are welcome.


Just come to the meeting or call Mary Chubb at 962-5774 for more information.

- **The American Museum of Quilts and Textiles** has moved from South Second Street, San Jose, CA, to a temporary office and storage space and is not open to the public. Mail to the museum can be sent to: American Museum of Quilts and Textiles, P.O. Box 1058, San Jose, CA 95108-1058.

Phone calls can still be made to (408) 971-0323. The museums current show of contemporary quilts, "Hot! From Florida," is at the San Jose Institute of Contemporary Arts, 451 South First St. San Jose, CA. The museum is considering a permanent move to an historical building in downtown San Jose. A fund-raiser, a biennial quilt auction will be held on Friday, Oct. 7 at the Raddison Hotel in Burlingame. For more information about the auction call Beverly Fisher (408) 241-0224.

September -- Happy Birthdays !

1 Joyce Antrim-Sos	13 Zetta Hanna
1 Ann Farmer	13 Verna Smith
1 Charlene Garfinkle	15 Bena Bartck
2 Carol Lefley	18 Joan Corson
5 Doris Gilman	25 Marge Ewen
8 Carolyn Morris-Case	25 Carrie Haagan
11 Lillian Hersh	30 Darlene Skog
12 Susan Shaw	



Guild Library

Thanks to Diane Ross at **That Patchwork Place**, we have six new books for the Guild Library. *The Quilting Bee*, by the quilt shop of the same name in Spokane, Washington, is the eighth in a Quilt Shop Book Series. *Colorwash Quilts - A Personal Approach to Design & Technique* by Deirdre Amsden. *Irma's Place* by Irma Eskes, the first in the International Quilt Shop Series--the shop is located in Haarlem, Netherlands. *Oh! Christmas Trees*, a compilation of quilts and crafts; *Two for the Money* by Jo Parrott, and *Our Pieceful Village* by Lynn Rice.

A copy of the periodical *New Zealand Quilter*, courtesy of Christina Porter, correspondent from our sister guild in New Zealand, has been added to the library.

Also new is a binder containing information on *How to access Computer Bulletin Boards* on the Internet. In this binder you will find updated printouts of "FAQs" (Frequently Asked Questions) from Internet bulletin board **rec.crafts.quilting**. This information will be periodically updated so you can obtain the instructions and current e-mail addresses.

Gail Tinsley, Librarian

Quilt News From Around the World



Smithsonian Museum Quilt Update

The quilt collection of the National Museum of American History began in the 1890's when John Brenton Copp of Connecticut donated three 18th and 19th century quilts to the Smithsonian. Since then the Museum has actively collected more than 300 quilts and coverlets from the 18th through the 20th centuries.

Some exciting news has developed for the Smithsonian's National Museum of American History. In an effort to provide sources of income for the Museum, following the halt of overseas production of quilt replicas based on antique quilts in the collection, the American Quilt Defense Fund has successfully negotiated with the Museum for some alternative fund sources. This group of five women from Knoxville, Tennessee: Linda Claussen, Rebecca Harris, Eva Earle Kent, Jean Lester and Merikay Waldvogel was instrumental in bringing the recent controversy to a close with its "Memorandum of Understanding".

The group has agreed to work jointly with the Museum of American History on several projects to promote the quilt collection. The AQDF has launched a campaign to underwrite the cost of a permanent quilt display case, estimated to be \$25,000. All money donated to the fund will be applied directly to the quilt display case. Installation will be made on the 3rd floor of the Museum by December 1994.

RJR Fabrics is among the first of several agreements with American-based commercial enterprises contracted by the museum. The company will create a line of reproduction fabrics based on a quilt by Mary Betsy Totten (circa 1830). *Rising Sun* is an 8-pointed star design in shades of plum, wine red, tawny orange, yellow and blue. Reproduction cotton cloth will be woven and printed in the United States and the museum will be consulted on precise colors. A series of books related to the Smithsonian collection will be printed by That Patchwork Place. Spartex has produced pre-printed, white-on-white tops (similar to, but not exact replicas) of quilts in the museum collection.

The first promotional project for the Museum will be a symposium on March 18, 1995 titled, "What's American About American Quilts?" The symposium will be part of Women's History Month. A major exhibit of American quilts, is planned for 1997 and will include 60 quilts from the early nineteenth century to the present.

For more information, write to : American Quilt Defense Fund, Inc., 8200 Seven Islands Road, Knoxville, TN 37920. Letters in support of a permanent display of American quilts may be directed to Robert McCormick Adams, Secretary, Smithsonian Institution, 1000 Jefferson Drive., S.W. , Washington, DC 20560.

Visions '94

Visions '94 held at Balboa Park, San Diego, featured many quilts made of custom dyed and embellished fabrics. Selections by juror John Flynn included some iconographic theme quilts with symbols of modern and classic Madonnas.

The show gave a wide latitude of expression to non-traditional techniques such as frayed fabric edges, bonded appliqué, painted & stenciled fabrics, puff paint, gold leaf, burned cloth, trinkets sewn on the surface, hanging threads and many textural materials, i.e. theater scrim, wire, leather and velvet. A great number of the quilts were devoid of batting, quilting stitches and I don't recall seeing any mitered corners. A close inspection of borders and edges revealed that many pieces appeared to be "turned" tops -- independent of their backing. Only a few quilts had artistic backs and these would have benefited as free-hanging displays. The overall effect of the show was of brilliant, saturated color. Vibrant red, orange, lime green and yellow were in abundance... colors that draw attention and brightly declare themselves under artificial light.

Overall the standard of craftsmanship was high. At times it seemed like a show of frameless paintings. It was clear to me that there is a wide range of artistic expression in the field of quilting today and a great deal can be learned from attending all kinds of quilt shows. Hurrah, for the American Quilt! It is possible for our heritage to hold on to classic traditions and evolve. I am excited to think about the possibilities for quilts in the year 2000 AD and beyond. What will we see then that will remind us of traditional quilting and Visions '94? *Visions comments by Lynn Laughrin...The opinions expressed are my own and should not be inferred to represent CQ guild as a whole.*

Coastal Quilters of New Zealand

Christina Porter, correspondent from our sister guild at Paraparamu Beach, New Zealand, sends greetings. Guilds from all over the country are preparing for a May 1995, Quilt Symposium in Nelson. Doreen Speckman and Nancy Halpern (USA) are among the tutors.

Quilt Shows

Special announcements

Sept 10-25 **QUILTERS**, a play at Center Stage Theater, 731 Paseo Nuevo, Box Office 963-0408
Thurs-Sat 8 pm, Sun 4 pm. 20% discount for groups of 10 or more. A musical Celebration of Early America by Barbara Damashek & Molly Newman; Directed by Dani Brown & Roy Spicer III, Produced by Santa Paula Theater Center, David Ralphe, Artistic Director

• Camarillo Quilt Guild is sponsoring a travel package to the Pacific International Quilt Show in San Francisco., Oct 7-9 (3 days , 2 nights) Bus transportation, hotel (Clarian Hotel) and show at \$167 per person, less if they get 30 people signed up for it.

Contact Audrey Damsky at 682-6670

Let's show our support for our guild neighbors in Santa Maria & Solvang.

Sept 29 - Oct 2 **Santa Maria Quiltfest**

This is not a show...workshops only.

Teachers Janet Paluch, Arlene Stamper, Blanche Young & Judy Warren. Send a SASE to: Sally's Quilt Quarters, 1765-B S. Broadway, Santa Maria, CA 93454

Oct 15 & 16 **Solvang Quilt Show -**

Threads Through Time presented by **Quilters, Etc.**
Veterans Memorial Bldg, 1745 Mission Dr., Solvang, CA Info: Judy Gillum (805) 686-4437

Adult Education Classes

Fall quilting classes start the week of Sept 12-16. Meet your friends and make new ones at these great quilt classes held at the Wake Center in Goleta.

Patchwork & Quilting Medallions & Borders

Sept 13 (10 Tues) 9-noon Norah McMeeking

Color in Quilts

Sept 14 (10 Weds) 1-4 pm Maggie Godwin

Contemporary Quilts

Sept 15 (10 Thurs) 7-10 pm Maggie Godwin

Beginning Patchwork & Quilting

Sept 17 (10 Sat) 9:30 am -12:30 pm Marty Frolli

Holiday Wall Hanging

Oct 8 (3 Sat) 10 am - 3 pm Noah McMeeking

September

- 14** **Guild General Meeting**, 7:30 pm
Samarkand Retirement Community Center, 2550 Treasure Drive, Santa Barbara. Arrive early for parking.
- 15** **Workshop, Rose Appliqué**, presented by Pat Scoville, Goleta Community Center, 9 am to 3:30 pm
- 21** **Board Meeting**, 7:30 pm, Judy Gorrindo's home, 2420 Chapala, Apt. B
- 26** **Santa Barbara Quilt Meeting**, 7:30 pm at Barbara Maxwell's office, 466 N. La Cumbre
- 28** **Natural Impressions Quilt Show Meeting**, 7:30 pm SEE Box this page.



Natural Impressions II: Quilts from Traditional to Outrageous

Next Meeting: September 28

Judy Gorrindo's home
2420 Chapala, Apt. B

Calling for eager volunteers to help with the following 1995 quilt show tasks:

Show Banner Renovation
Special Events Planning
Buttons & Badges
Photography Liaison

Contact Jan Inouye or Norah McMeeking

Special Workshops

Oct 23 *Sweatshirt Jackets* with Sherry Root
Trim your jacket with patchwork collars, pockets & patchwork back. \$8 Call Sherry 964-4923

Norah McMeeking will teach in Santa Paula at the Fabric Depot:

Oct 13 & 20 *Christmas Sampler* 10 am - 3 pm

Dec 3 *International Christmas Ornaments*
2 sessions, different ornaments in each session
Morning: 9:30 am to 12:30 pm
Afternoon: 1:00 - 4 pm


Block of the Month

TEA CUPS


6" appliqué block (6-1/2" unfinished)

For the tea cup use any color in prints, stripes, checks, or florals.

For the background use a good quality unbleached muslin or a white on muslin print.




Trace the cup and saucer (separately) onto freezer paper. Cut out freezer paper design, cutting on drawn line. Iron freezer paper, waxy side down, to wrong side of fabric. Cut out fabric, allowing a 1/4" seam allowance from the freezer paper. Baste seam allowances under. Cut a bias strip of fabric 3/4" wide x 3" for the handle. Fold strip in thirds. Place background square over design and lightly trace placement. Appliqué handle first, followed by the cup and then the saucer.




Bring finished block to **October** meeting. Questions? Call Marty Frolli 968-4781.

Here are more quilts from our Progressive Border Exchange, along with some of the suggested names. **Sorry, due to space limitations, not all suggested titles are listed below.** Exchange participants will receive a **complete** list of titles by mail.




Nancy Horii

- Star Fire
- Treasury Jewel
- Star Fantasy
- Serene Star
- Indian Princess
- Star Dazzled
- Star Sapphire



Oleta Bennett

- Making Waves
- Orange Rhapsody
- ZigZag Canyon
- Dining at the Ritz
- Tumbling Seminole



Carol Boyce


- Home is Where the Heart Is
- Big Bear Night
- Grandmother's Cabin
- Home & Hearts
- Starlit Stone Canyon
- Snow White's Cottage
- Home's Ambience
- Winter Dreams
- Winter House



Cindy Enderby


- Fair Weather Faire
- County Fair Delight
- Ohio State Fair
- Woolly Bully
- Under the Big Top
- Blue Ribbon Day
- Star of the Fair

Continued next page.




Lynn Laughrin

- Celestial Snail
- Outer Space
- City Clay at Night
- Magestic Kingdom
- Solar Gazing or Maude, Do You See the Big Dipppa?
- Grounded in the Milky Way
- Is Anybody Out There?
- Out of this World
- New Worlds



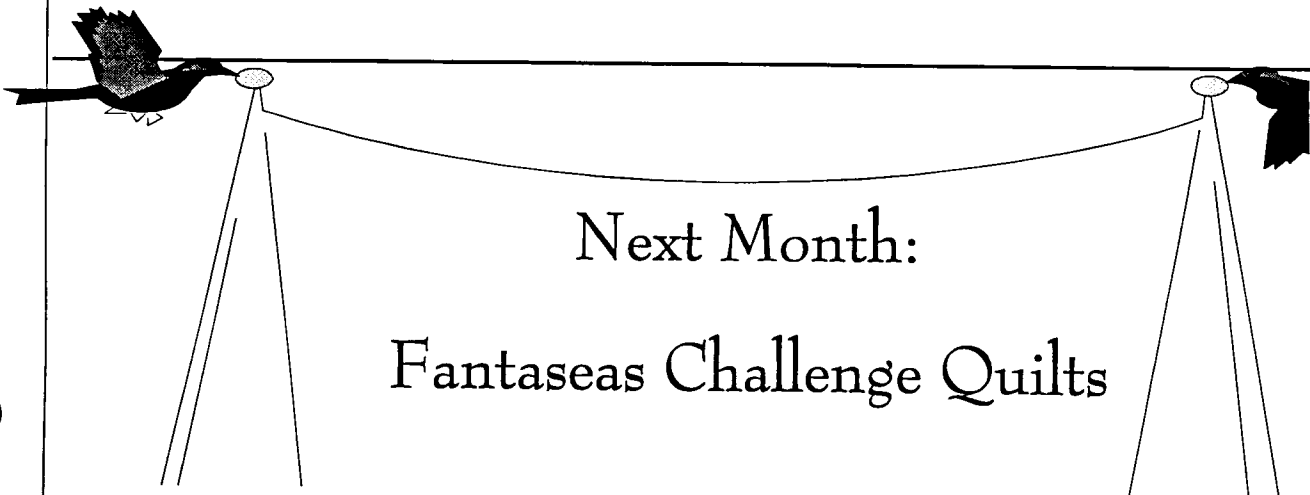
Maggie Godwin

- Starlight Starbright
- When You Wish Upon a Star
- Grande Galaxy
- Polar Star
- Tealestial
- Universal Appeal
- Starry Wonder
- Moonlight Serenade
- Super Bova
- Star Struck
- Celestial Seasonings



Dundie Schulte

- Amish Amusement
- Almost Amish
- Slant on Amish
- Amish Flash
- Razz-a-ma-Tazz
- Amish Jewels



Next Month:

Fantaseas Challenge Quilts



Ask Imma

Ima Sew-Happy's Advice to Quilters

Quilt Care

Storing

1. Never keep your quilts where you would not want to live - no hot attics or moist basements.
2. Never store a quilt in a plastic bag. Use a pillow case.
3. Fold the quilt with acid free tissue paper or roll on a tube between a sheet and store.
4. After airing several times a year, refold quilt on different lines to prevent creases and fiber breaks.

Cleaning

1. Before cleaning a quilt, repair all holes, rips, frays and tears. Stabilize fabric by covering with a new patch. Do not remove the worn piece. Some brown spots may be caused by cellular changes in the fabric and might not be removable.
2. Airing will remove a musty odor. This can be done either with an electric fan inside or hanging on a clothes line outside, wrong side up. Airing may also be done in the clothes dryer, if you have one that has a no-heat setting and delicate cycle if the quilt is generally in good condition to begin with.
3. Quilts may also be vacuumed to remove surface dust and dirt. Use a soft brush with a light touch.
4. Generally, cotton and linen quilts may be wet-cleaned. Before washing, test for color fastness. Fill the bathtub with warm water and add ORVUS, a natural detergent or IVORY soap. Soak the quilt, agitating gently with your hands. Remove dirty water and squeeze excess water from quilt. Rinse several times. Remove the quilt from the tub, place in a sheet and squeeze out the excess water. Place on a flat, covered shady surface to dry. The older the quilt, the greater the risk to the fabric. Gentleness is the key!
Small, modern-day quilts, such as baby quilts may be washed, gentle cycle with mild soap in the washing machine. They may be put in the dryer on delicate cycle.

5. Wool or crazy quilts with silk, brocade and velvet can be dry cleaned. There is no guarantee that the cleaning will not damage the quilt. The process might deposit harmful chemicals within the quilt.

Keep Templates From Slipping

Clear fingernail polish sprinkled with a little fine salt or fine sand. (Keep in mind that fingernail polish remover dissolves plastic).

Coast Village Coffee Cake

Streusel

- 1 C firmly packed light brown sugar
- 3 Tbs. margarine, melted
- 1 C chopped walnuts or pecans
- 1 tsp. grated orange rind
- 1/4 cup flour
- 1 C chocolate chips

Cake

- 1/2 C margarine, softened
- 2 C flour
- 1/2 C granulated sugar
- 1 tsp. baking powder
- 3 large eggs
- 1 tsp. baking soda
- 1 tsp. grated orange rind
- 1/2 tsp. vanilla extract
- 2/3 C orange juice

Glaze

- 1/2 C confectioner's sugar
 - 2 1/2 tsp. orange juice
- Grease 9 or 10" tube pan. Prepare streusel. Prepare cake by creaming shortening & sugar, add eggs one at a time. Mix together dry ingredients & add to mixture alternately with orange juice & egg mixture, beginning & ending with flour. Spoon half the batter into prepared tube pan. Sprinkle with streusel. Top with remaining batter. Bake 30-35 min. Cool. Prepare glaze and drizzle on top of cooled cake. Yum!

Merchants & Services

Discounts to CQ members. Show guild membership card before sale is run up.

- Ben Franklin's** 187 South Turnpike, Goleta
681-9856 ...10% on quilting & sewing supplies
- BB's Knits** 4141 State St, Santa Barbara
683-6698 ...10% discount on supplies
- Betty's Fabrics** 821 State St., Santa Barbara
963-0311 ...10% on quilting projects, Santa Barbara store only.
- Beverly Fabrics** 5624 Hollister Ave., Goleta
677-5355 ...10% off on quilting projects
- Beverly Fabrics** East Victoria, Santa Barbara
963-5617 ...10% on regularly priced fabric.
- Audrey Damsky's Treasure Chest** -- buttons, fabrics, decorator & fashion fabric samples, beads, etc. ...10% discount to CQ members. By appt. 682-6670
- Goleta Valley Paint** 325 Rutherford St, Goleta
964-8787 ...10% on everything. Wallpaper, Blinds, Paint, Furniture Refinishing Supplies
- Grant House** 118 N. Milpas St., Santa Barbara
963-8956 Bernina, Phaff dealer ...25% off all sewing machines & sergers, 10% off purchases over \$10.00
- Heartwarmers Mercantile** 310C East Matilija, Ojai
640-1187...10% discount on regular priced fabrics & notions \$10.00 and over
- Clear Creek Homeworks** 11400 N. Ventura Ave, Ojai
649-9811
- House of Fabrics/so-fro Fabrics** 187 N. Fairview (Fairview Shopping Center) Goleta 683-4069 ...10% discount on fabric
- Mary Vandenberg**, Certified Public Accountant
685-2704 ...10% discount to members
- Sabaco, Realtors** Gary Maxwell & Barbara Maxwell, Brokers/Owners Property Management - Sales - Rentals Full Service Real Estate Office (805) 569-306610% on commission

- Joan Sutton, Fine Hand Quilting** Experienced hand quilting done to your specifications 967-1810 or 562-4314 ...10% discount to CQ members
- Sally's Quilt Quarters** 1765-B So. Broadway, Santa Maria 925-1888 ...Ask for Fabric Club Card, offers \$20 off fabric after \$200 regular price fabric purchases.
- Baron's Fabrics** 378 Carmen, Camarillo 482-9848
Customers must ask for discount before sale is rung up.
- Fabric Depot** 972 East Main St., Santa Paula 525-4556
- Fabric Town** 2666 E. Main, Ventura 643-3434
- Fabric Well** 3075 Saviers Rd, Oxnard 486-7826

QC Market Place

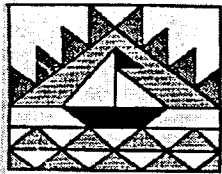
- **Machine Quilting by Joy Pickell**
PO Box 1435 Morro Bay, CA 93443
(805) 772-5505. We quilt bedspreads, quilts, or plain fabric. For free brochure send long, stamped envelope to above address.
- **Grant House** announces the arrival of **Gutermann Quilting Thread**. This 100% cotton thread is available in 19 colors.

Classified Ads must be related to sewing.

One free ad for members per year.

2nd month and thereafter - \$5.00 per month

Ads 3 or so lines and phone number. Make checks payable to Coastal Quilters, P.O. Box 6341, Santa Barbara, CA 93160 Attn: Classified Ads Commercial ads from businesses offering discount to guild members will continue to be published free of charge.



Coastal Quilters of Santa Barbara & Goleta
P.O. Box 6341
Santa Barbara, CA 93160