


May, 1994



Coast Lines

Newsletter of the Coastal Quilters of Santa Barbara & Goleta, California

From Here to There & Back, is not the same as standing still! Erika Carter

Let us all welcome Erika Carter, guest speaker at our May general meeting. Erika's slide lecture will illustrate the evolution of her work as a productive contemporary quilt artist since 1984. "Nature is often the inspiration for my imagery, expressed texturally through use of color, pattern, piecing and quilting." Erika's work has appeared in several publications, most recently in *American Quilter*, summer 1993 (No. 40, pp. 39-43). She has pieces in the collections of the Museum of the American Quilter's Society, Paducah, KY; Weyerhaeuser, Tacoma, WA, and in private collections at home and abroad. In 1993 she won Best of Show at the Wichita Center for the Arts. Currently she has a piece in the traveling exhibition of Quilt National '93. At Thursday's workshop, *The Basics, Naturally*, Erika will teach participants her approach to develop compositions using a single repeated unit such as a triangle, rectangle, or square. The emphasis of this workshop will be on developing confidence in making intuitive decisions for personal expression. Her artistic techniques focus on the use of color to achieve texture, balance, movement and design.

New Members Tea & Reception

As our guild grows larger, it is important to continue to reach out to individual members and to foster an atmosphere of sharing and encouragement. On Sunday, May 15th, a New Members Tea will be held at the home of Lee Carlson from 3:00 to 4:30pm. New members who joined the guild since July of 1993 will be sent invitations and old members (not your age) may contact Lee Carlson or Judy Gorrindo. Let either of them know you would like to attend.

Next Month....

Quilting is no longer just an American phenomena! Judy Dales will visit Coastal Quilters in June, present a slide lecture at the June 8th General Meeting. She will discuss the newest trends, both national and international. Her design workshop will be held on Thursday the 9th. Judy is described by Carter Houck in *The Quilt Encyclopedia* as "one of the new wave of art quilters, each of whom has developed a style of [his/her] own, often as recognizable as any painter's." Judy will share the inspirational way she approaches color. Her pragmatic and non-technical methods will give us some guidelines for dealing with color in our own quilts. We will examine the difference between adapting a concept for our own use, and copying an idea or a specific work. Copyright issues will be discussed. Judy will share the ingredients of her success: patience, persistence and perseverance.



The Conversation, by Nancy Taylor, Pleasanton, CA, 42" x 35"
One of the pieces on display at Womenspeak, UC Santa Barbara Women's Center, see Calendar for days and time. Twenty-four quilters and weavers present their interpretive pieces inspired by quotations from women authors, performing artists, poets, social commentators and personal role models.

Judy Dales Workshop Supply List

Thursday, June 9 9:00am - 4:00pm

Goleta Community Center

Colorflow: Learn to Paint with Prints

Create an abstract design with a painterly look. A large variety of fabrics will be cut into two simple shapes which will allow the design to be worked spontaneously and intuitively. Basics of good composition will be discussed, emphasis on blending of prints to produce smooth flow of color. Suitable for all skill levels.

- White flannel 45" square or larger for designing
- Approx. 6" square of template material
- Sewing machine, extension cord, power strip (optional)
- Pencils, eraser, masking tape, sewing supplies, pins
- Cutting mat, ruler, rotary cutter, fabric & paper scissors
- Fabrics: Precut strips of print fabric (3 1/4 inches wide by 45 inches long, i.e. crosswise cuts of fabric. Cut 2 or 3 strips from 50 or more different fabrics. A good collection of prints is a must, but we will trade some. Be sure to include the following: Prints that read true for value (are consistent in their lightness or darkness; lots of multi-colored fabrics (they blend well); some of each value: light, medium & darks; a variety of textures; swirled, floral, plaids, smooth, hand-dyed, etc. Colors can be varied, but remember everything will go into the same piece, so colors need to be compatible and able to blend.

...a letter from our President

Dear Members,

In answer to the anonymous letter from some of our members stating their concern over the new *Coast Lines* classified ad policy, let me clarify the policy. The concerns in the letter were that "a non-sewing related ad was in the April newsletter" and the "cost of \$5.00 was too high for additional postings."

Starting in May, we have two different sections of classifieds, the first is the merchant discount section, also known as *Merchants & Services*. Where any and all types of businesses offering guild members a discount of at least 10% on goods or services will be posted. This section benefits our members who choose to be patrons of these businesses. The 1994 Board will make a recommendation for next year to have this list moved to the Roster (a one-time printing) or perhaps post the list quarterly. In the meantime, we will continue to list merchants in our newsletter in 1994.

The second section is the classifieds called *Market Place*. This section is directly affected by the new policy. In our growing concern about the expenses of the guild, we are trying to keep the cost of publishing and mailing as low as possible while maintaining a publication that we look forward to reading. Limiting the *MarketPlace* notices to (a) sewing-related; (b) one free posting per member per year, is a decision that we felt was fair to all. Taking into consideration that our newsletter reaches about 200 individuals monthly who specialize in quilting and sewing, the \$5 charge is a good buy. Advertisements in a local newspaper, for example, would be more costly, possibly smaller, and not necessarily reach an audience interested in sewing.

An alternative to the classifieds will be provided. At each general meeting a *Bulletin Board* will be available so that members may post sewing-related notices. At the end of the meeting all notices will be cleared off. If you wish to continue your posting, bring a new notice to the next meeting.

Another way to get your message out to members is to take initiative and responsibility to coordinate something you want to achieve...such as a swap or field trip. A recent example would be Carol Boyce who wanted to organize a watercolor fabric charm exchange and has made a public

announcement at the meeting about the swap. Remember, this new *Coast Lines* policy goes into effect in May, so it doesn't apply to what has happened in the past months. I hope this as clarifies any misunderstandings. We welcome your questions and suggestions. *Judy Gorrindo, President*

Getting to Know You

Meet Your New Officers, Part III

Marty Frolli, Block of the Month

Marty teaches Adult Ed classes in quilting and has a Teachers Certification from the National Quilters Association. In 1988 & 1989 she served as the first president of our guild. Her interests in quilting prompted a return to college and she recently received a BA in art studio from UC Santa Barbara. Marty and her husband Mark have 2 daughters, Meghan and Melissa who are also interested in quilting. Mark is not a quilter, but he is a quilt appreciator! Currently Marty says she enjoys making new quilt designs using the computer.

Claire Hemke, Community Projects

Claire says she was born and raised in San Francisco, but have lived in Santa Barbara for the past 40 years so she feels like a native. Claire has 2 grown children and 2 grandchildren. "I have always enjoyed sewing and crafts—my first quilting class was with Beverly Soderlund about 10 years ago. I like traditional quilts but, enjoy creating my own designs and am enthused about new techniques too. My other interest is music and singing with the Oratorio Chorale and Unitarian Choir. My husband retired from Delco 3 years ago and we enjoy camping adventures."



1994 Guild Officers and Committee Chairs

President: Judy Gorrindo
First Vice President: JoAnne Hankey
Second Vice President: Anne Braddock
Recording Secretary: Kathy Doughty
Corresponding Secretary: Lynn Laughrin
Treasurer: Barbara Maxwell

Block-of-the-Month: Marty Frolli & Zetta Hanna
Challenge Quilts: Joanne Hankey
Community Projects: Claire Hemke
Door Prizes: Sherry Root
Historian: Nancy Bauerle
Incorporation: Mary Vandenberg
Librarian: Gail Tinsley
Membership: Joan Corson
Newsletter: Lynn Laughrin
Newsletter Distribution: June Brandon
Refreshments: Diana Iler
Sales Table: Audrey Damsky
Satellite Groups: Ruth Walters

SCCQG Representative: Anne Braddock
Telephone: Nola Ferguson
Welcoming Chairwoman: Lee Carlson
Welcoming Committee: Linda Estrada
Workshops: Audrey Damsky
Brinkerhoff Ave. Events: Ingrid Engmyr
Lemon Festival: Open
1995 Natural Impressions Quilt Show:
Jan Inouye & Norah McMeeking
Nominations: Open
Opportunity Quilts:
1994 Ticket Sales: Wanda Livermois
1995 Construction: Open
Parliamentarian: Open



Coast Lines is published monthly by the Coastal Quilters of Santa Barbara & Goleta, P.O. Box 6341, Santa Barbara, CA 93160. Newsletter contributions are due the first Wednesday of the month. Only material accompanied by a self-addressed, stamped envelope will be returned. For more information, please write the Newsletter at the preceding address or call Lynn, 962-6401.

▼ **TIME FOR INVENTORY:** Calling all former chairpersons! Please return all guild equipment such as quilt stands & frames, cash boxes, audio/video equipment, etc. to Judy Gorrindo. We would like to take an equipment inventory and repair any items as needed. An inventory list will help prevent duplicate purchases.

▼ Thank you to all the members who supported the lap quilt project for Samarkand. Special thanks to Suzy Carter for taking charge. At the April meeting Suzy made the quilt presentation of 45 lap and nap-sized quilts to the Samarkand medical center on behalf of the guild.

▼ Volunteers are needed to take on the responsibility of the 1995 Opportunity Quilt. Contact Judy Gorrindo if you are interested.

▼ A Supplement to the Membership Roster will be published and available this month. It includes new members and renewals not previously in the 1st printing.

▼ 1994 Budget was reviewed at the April Board meeting and approved after minor modifications. Contact Barbara Maxwell for information on the budget and expense report.

▼ Christina Porter from our sister guild in Paraparaumu Beach, New Zealand, wrote a newsy letter and sent 2 lovely blocks for our April Block of the Month drawing. Unfortunately, they didn't arrive in time for the drawing. One block will be given to the winner—Zetta Hanna. The other block will be a door prize...get your tickets so you can have a chance to win this signed memento. Christina's blocks fit right into the color scheme of those made here in Santa Barbara, proving once again that quilters think alike, world-wide. Excerpts from Christina's letter are reprinted on page 4.

▼ Due to duplication of coverage or a lack of coverage in certain areas of the insurance policy, the Board has decided not to participate in this year's group insurance policy with Southern California Council of Quilt Guilds. The offer will be reviewed annually or as needed.

▼ If you are interested in information on The American Quilt Center and the International Quilt Index (The Alliance) cruise by the back table where the quilt show flyers are displayed.

▼ Some members of our guild are represented in a gallery show titled WOMENSPEAK, currently on display at UC Santa Barbara Women's Center from May 9-June 10. The show features fiber arts pieces based on quotes by women.

▼ Get ready for the People's Fair, Adult Education Wake Center. If you have an item made in one of the quilt classes and would like to display it at the Fair, June 4th, contact the quilt class instructors Norah McMeeking, Maggie Godwin or Marty Frolli.

▼ Guild Membership pins with the Coastal Quilter's logo are available for \$5.00. See Sherry Root at the table where door prizes are sold.

▼ Congratulations winners of the Spring Challenge at Beverly's Fabrics: 1st Carol Boyce; 2nd Maggie Godwin; 3rd Harriet Berk. Winners at Santa Barbara Fair & Expo: Carol Meyer, Carol Boyce and Harriet Berk. Way to go!

▼ Please pick up your newsletter at the General Meeting or have a friend pick it up for you.

Welcome, New Members who joined since January, 1994

- Barbara Berry
- Christine Bollenbach
- Mary Ann Coley
- Carol Descher
- Marge Ewen
- Carol Fay
- Traci Hilden-Cope
- Merna McClenathen
- Carol Meyer
- Sara Meyer
- Meredith Pierce
- Pamela Slicton
- Marlene Warrick
- Todd Yaple



Let's not forget friends who have moved away
Change of Address:

Susan Reed
P.O. Box 403
West End, North Carolina 27376



Community Projects

Now its time for our big community project, which is baby quilts: crib size to bassinet size—whatever size you want to make. We will gather for a workshop day for more fun and a chance to quilt together. The workshop day will be announced next month. If you need fabric to make your contribution, call Claire Hemke 569-0442, also pass on your suggestions for community agencies that could receive our baby quilts. Happy Quilting!

reported by Claire Hemke

Library

Coming soon...Demo disk for Electric Quilt Dos 1.0 to try out on your PC. You will get a taste of how this software program works. Electric Quilt will not be available for Macintosh computers until later this year. If they make a demo disk for the Mac, we will try to get it too. This is only a demo, so not all the functions are accessible in the program.

Gail Tinsley, Librarian



QUILTERS Send NEWS From Around The Globe

Northern Ireland Patchwork Guild members (250 at last count) are characterized by all the symptoms attributed to patchworkers, says Roberta McKeown of Belfast, Ireland. There is the Avid Appliqué Artist, Brilliant Color-blender, Crazy Collector, Dogged Designer, Eagle-eyed Bargain Spotter, Fat-quarter Accumulator.

To further underscore that we are all sisters under the quilt, Northern Ireland Patchwork Guild members exhibit the same characteristics as the Irish Patchwork Society, Southern Branch—as well as quilt guilds all over the world.

Teeth worn down unevenly on one side from biting thread;

Appetite for eating large containers of ice cream so there are boxes in which to keep small scraps;

Collectors of tips and hints on how to go 300 miles off your pre-planned holiday route to take in a summer quilt show;

Knowledgeable about complex hidy-holes to be found at home for storing fabric.

by Sheelagh Mason, Northern Ireland Patchwork Guild, Belfast, Northern Ireland

Christine Sawyer, Irish Patchwork Society-Southern Branch, Shandon, Cork, Republic of Ireland

News From Our Sister Guild In New Zealand

Dear Members of Coastal Quilters:

We have on average 90 members in our Guild. We meet usually on the second Saturday of the month except December and January when we have our summer break. We meet at the Pimmerton Pavilion ...it is right by the sea and it has a rocky shore, there is the lovely sound of waves on the rocks. We have a great mix of people in our Guild...we have just begun a Block of the Month.

I have been quilting since about 1989...studied fashion design at Polytech and made clothes for a good many years, but wanted to work on something that would last. I smile when I look at the fabrics bought for my first patchwork class....I must have had a total stash of around 100 meters (fabric) but did not have any single piece (apart from scraps) less than about 3m. The contrast struck me around Christmas time when I decided to make myself some new clothes only to find that the largest piece of fabric I possessed was a 1/2m!

Last year our bi-annual quilt symposium held in Wellington I had the opportunity to meet Caryl Bryer Fallert...it was a turning point for me...I began to dye fabric ...and have been dying up a storm ever since.

I am married to a banker who works in the city and we have two children: Nicholas is 11 and Ashleigh will be 3. Closeted in my large workroom in the basement of our house I spend many a day happily pottering around with fabrics.

Watercolor Quilts by That Patchwork Place is a best seller here...with every man and his dog owning a copy. Are you finding this style of quilts to be very popular with your members? Although a long way away from anywhere, New Zealand is very much in tune with the rest of the quilting world, we do have our own style coming through and some very

innovative quilters. *Quilting Today* will be publishing an article on New Zealand Quilters in their Feb '95 issue. You might keep an eye out for that and take a week peek at the things we do way over here.

I read with interest recently an article about the contrast between shopping for clothing/food and other consumable (unfriendly/indifferent) and the pleasurable warm glow that we all get from visiting our local quilting shops. This was very true as I take Ashleigh with me wherever I go. I find that the quilt shops with toy boxes and friendly staff are indeed a pleasant experience. Ashleigh has been sporting her new button vest - 90 buttons and all of them different, with a seahorse button have pride of place in the front, quite a conversation stopper.

We are having a club badge made. Do you have one, I see that you have a very pretty logo on the front of *Coast Lines*. If you do have a badge, perhaps we could have a bit of a swap. I am rather interested in your challenge that was mentioned in the last newsletter. If you have any details, might I receive those too? Kindest regards to the members of your guild.
Christina Porter, P.O. Box 1510, Paraparaumu Beach, New Zealand

AQS Show, Paducah, KY

Best of Show: "Wild Rose" (orange flowers appliquéd on a white background) based on 1800s quilt partially destroyed in the Chicago fire...by Fay Pritts, M. Pleasant, PA.

Best Technical Expertise: "Conway Album (I'm not from Baltimore)"... by Irma Gail Hatcher, Conway, AK. Twelve appliquéd blocks surround a medallion set with outside swag border.

Best Machine Workmanship: "One Fish, Two Fish, Red Fish, Blue Fish" ...by Laura Heine, Billings, MT.

Lots of appliqué represented amongst entries—dimensional appliqué and lots of Log cabin quilts, trapunto and stippling. Group-made quilts were the most humorous.

One quilt was made of 1.5 cm squares sewn together with seams on surface gave soft, blurred effect of a watercolor "Yellow Flowers" ...by Ruth Reed, UK.

Every shop window from dentist to MacDonalds had quilts hanging in the windows.

No quilts commemorating illness, many environmental quilts, one pro-life quilt, and one political subject: "A Chance for Change" by Darlene Skog, Santa Barbara.

from Internet computer mail posted by Lesley Burnette, Huntsville, AL llburne1@lesley.b23b.ingr.com


Quilter's Jam

Gift idea for quilter's who have hocked their kitchen pots for sewing tools!

Pack in a widemouth canning jar (quart size)
1 yard judiciously folded fabric (fat qtrs.)
6 inch quilter's ruler
2 spools thread
pkg. quilting needles
thimble

Cut a circle of fabric using a teacup saucer for a template. Place on top of jar lid, secure with ribbon or strip of star garland. Variation for Spring:

Quilter's Watercolor Pickles -
pack the jar with pre-cut watercolor fabrics.





Natural Impressions II: Quilts from Traditional to Outrageous

Come to the next meeting and contribute your comments on the agenda topics--the Committee would like to hear from Guild members.

Agenda - May 25 Meeting

- ✓ Special Events at show
- ✓ Program sponsors & Door prize coordination
- ✓ Commemorative items

Helpers needed for the following show related tasks:

Treasurer — *Keep track of all finances for the show and make reports to show committee*

Special Events Planning — *Coordination of speakers, video, & other special events*

Catalog Advertising — *Coordinate advertising in show catalog. Work with Door Prizes chair in contacting local businesses.*

Contact Jan Inouye or Norah McMeeking.

Future meetings: June 29 at Jan Inouye's home, July 27 hosted by Ruth Walters. No meeting in August. September 28 hosted by Judy Gorrindo.

Satellite Groups Report There are openings for new members in the *Feisty A Team* appliqué group. A new evening group needs 3 more members and will choose their moniker when they are 6 members.

Do you have a special interest in a subject not yet represented by a satellite group? Contact **Ruth Walters** at 687-2709. How about a quilt history study group, quilt judging criteria, fabric dying?

Appliqué # 1 3rd Tuesday

Appliqué group #1 is currently working on Baltimore Album blocks which are mostly red and green. Each host chooses the pattern for the block and members of the group make their own blocks from the pattern.

The Cotton Club 3rd Tuesday

The Cotton Club made a Noah's Ark baby quilt for Mary VandenBerg and presented it to her at their April meeting.

Straight & Narrow 3rd Thursday

The Straight & Narrow group is planning a community service quilt.

Reports next month from:

Feisty A Team (appliqué) 4th Friday

Loosey Goosey 3rd Monday

Quilter's Dozen 4th Wednesday

Local Quilt Classes

Marty Frolli teaches at *Ben Franklin's Store, Goleta*

May 13, 20, 27 Appliquéd Hearts 9:30am-12:30pm

May 15 Free hand quilting demo 1-5pm

May 31, June 7 & 14 Buttons & Bows 6-9pm

June 1, 8, 15 Amish Baskets 9am-12:30pm

May

11 Guild General Meeting 7:30 pm
Samarkand Community Center, 2550 Treasure Drive, Santa Barbara. Arrive early for parking.


12 Erika Carter's Workshop 9:00 am
The Basics, Naturally Goleta Community Center (Bring sewing machine & workshop supplies listed in April Newsletter)

15 New Members Tea & Reception, Sunday
3:00 to 4:30pm, Lee Carlson's home, 224 Pebble Hill Place **RSVP 964-1050**

18 Board Meeting 7:30 pm at the home of Judy Gorrindo, 2420 Chapala, Apt. B

23 Santa Barbara Quilt Meeting
Barbara Maxwell's office, 7:30 pm, 466 N. La Cumbre Rd. Contact Barbara for your sewing assignments.

25 '95 Quilt Show Meeting
7:30 pm, Norah McMeeking's house, 2047 Cielito Lane. See agenda in article.



MAY BIRTHDAYS

1 Grace Turner	3 Jana Julian
5 Lena Scharfeld	6 Harriet Berk
9 Betty Libbert	
13 Aurora Gonzales	
14 Mary Bursek	
15 Tabby Pagliotti	18 Marge Ellis
25 Susan Cochran	29 Jean MacMillan
31 Perie Mercer	

...More Local Classes

Maggie Godwin teaches

May 14 *Fabric Depot* Finish it Up 10am-3pm
(all about borders, batting & quilting)

Beverly's Fabrics, Goleta

May 20 Nine Patch 1-5pm

May 27 Surface Texture Techniques for Clothing 2-5pm

June 3 *Grant House, Lone Star* 6-Midnight,
we will send out for dinner!

June 4 *Beverly's, Goleta Log Cabin* 10am-2pm


June 11 & 18 at *Sally's Quilt Quarters Lone Star*
10am-3pm

June 17 *Beverly's, Goleta Nine Patch* 1-5pm




Quilt Shows

May 6 - Jun 1 The Land of Counterpane, exhibit of quilts by Bernice McCoy Stone, at New Pieces, 1597 Solano Ave, Berkeley



Local Show



Womenspeak Quilters & Weavers

"Interpretive pieces from quotations by women"

May 9 - June 10

Gallery at the Women's Center 9 - 5 Mon - Fri
University of California, Santa Barbara


(Guest Curator: Jan Inouye) Call 893-3778 information

Jun 1 Deadline for SCCQG newsletter.
 Jun 4 Adult Ed People's Fair, Wake Center
 Thru Jun 4 Arbie Williams, Transforms the Britches Quilt -- The 1990 National Heritage Fellowship winner, now in her '70s, Ms. William's quilts have correspondences, techniques and aesthetic considerations with African textiles. May 26th Lecture by Eli Leon, curator 7:00pm, Berkeley Art Center, 1275 Walnut St., Berkeley (in Live Oak Park) open Thurs-Sun 12-5pm Admission free
 Jun 4 & 5 Antelope Valley Quilt Festival Antelope Valley Fairgrounds, Challenger Memorial Hall Sat 10-5, Sun 10-4 Admission \$4 Dolores Williams (805) 270-1429
 Jun 11 Santa Maria Valley Guild * Gala Fashion Show & Luncheon * Tickets \$20, seating limited. Social 12:30 pm. Luncheon 1:30 pm Call Janet Holiday (805) 934-5085 for entry information (juried show)
 Jun 11 & 12 Quilt Show, Riverdale Memorial Hall, Corner of Mt. Whitney & Feland, Riverdale CA 10-5


Jun 17 & 18 Hats Off to Quilters
 Los Angeles Quilters Guild Show 10am-5pm
 Jun 11 & 12 Udderly Fantastic
 San Francisco Quilt Guild Show, Cow Palace Exhibition Bldg 1 SASE to: Mary Fischer c/o SFQG, P.O. Box 27002, San Francisco, CA 94127
 Jun 17 & 18 Hats off to Quilters
 Los Angeles Quilters Guild Show 10am-5pm
 Florence Ave. Foursquare Church, 11457 E. Florence Ave, Santa Fe Springs, CA
 Jul 2 - Sept 4 VISIONS Quilts, Layers of Excellence Museum of San Diego History, Balboa Park 10am-4:30pm Symposium Aug 9 - 16 Workshops LSASE (52¢) to Quilt San Diego 9747 Business Park Avenue #228, San Diego, CA 92131-1653
 Jul 16 SCCQG General Meeting in Temecula, CA
 Next meeting Oct 15 in Santa Monica
 Aug 12 - 14 San Diego Quilt Show
 SASE to P.O. Box 12600, El Cajon, CA 92022-2600
 Aug 27 Quilting by the Sea Memories
 1st United Methodist Church, 1008 11th Street, Santa Monica, CA Wilshire Blvd. SASE to: S.M.Q.G., Box 5514, Santa Monica, CA 90409
 Sept 2 - 4 Marin Needlework & Quilt Show
 Marin Civic Center, San Rafael. Entry deadline July 15 SASE Marin Needlework & Quilt Show, 2711 Center Rd. Novato, CA 94947
 Sept 23 - Oct 5 Quilting-by-the-Sound
 Port Townsend, Washington. Lectures and workshops. Anne Braddock of Coastal Quilters has more infor: (805) 687-4228
 Sept 29 - Oct 2 Santa Maria Quiltfest Teachers Janet Paluch, Arlene Stamper, Blanche Young & Judy Warren. Send a SASE to: Sally's Quilt Quarters, 1765-B S. Broadway, Santa Maria, CA 93454
 Oct 15 & 16 Solvang-Threads Through Time presented by Quilters, Etc. Veterans Memorial Bldg, 1745 Mission Dr., Solvang, CA Info: Judy Gillum (805) 686-4437
 Oct 22 Simi Valley Quilt Show & Auction, 10am-5pm United Methodist Church 2394 Erringer Rd, Simi Valley

Still Open: American Museum of Quilts
 766 South Second Street, San Jose, CA
 (408) 971-0322 Planning to move to a new building, but at this time still this location.

>>>>>>>>>Coming in 1995
 Jun 22-25, 1995 The Inland Empire Guild show
 Theme: California Gold Rush.



A Quilter is
 ... someone who has not been able to balance her checkbook since Oct 1979, but can figure yardage for a log cabin quilt and have just enough left over to make a pincushion!
 ... someone who enjoys sewing a quilt, but hides the mending until the garments are either outgrown or out of style!
 ... someone who cannot see cobwebs hanging from the ceiling, dust bunnies under the bed, or a sink of dirty dishes, but can thread a #10 needle in the dark!



Freedom Quilt '94 Challenge

Entries due by 5:00
 Friday, June 17th

No restrictions on shape, techniques or pattern. Two required fabrics, a fine stripe in red & white and white with gold stars (optional choice is off-white). See store display for the correct fabrics. Finished size no larger than 216 inch perimeter or 54" x 54" maximum on the sides. All entries must be finished, bound & have a 3" hanging sleeve. Enter as many times as you like! Entries will be judged through July 1st and remain hanging until the end of July. Judging will be done by customers for 1st and 2nd places, 3rd place determined by Beverly's employees. Prizes awarded Monday, July 4th at noon.
PRIZES: 1st place \$40 gift certificate, 2nd place \$30 gift certificate, 3rd place gift basket.
 Sponsored by Beverly's Fabrics - Goleta
 Pick up entry forms at store 967-5355 for information

Block of the Month

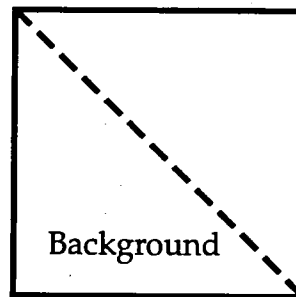
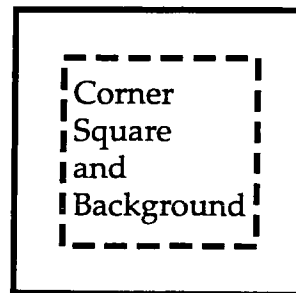
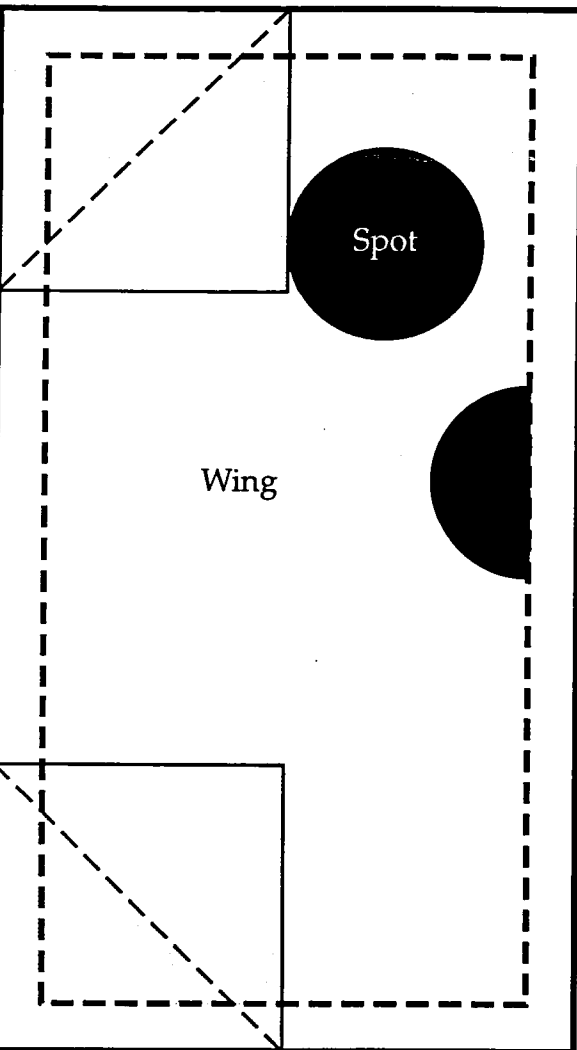
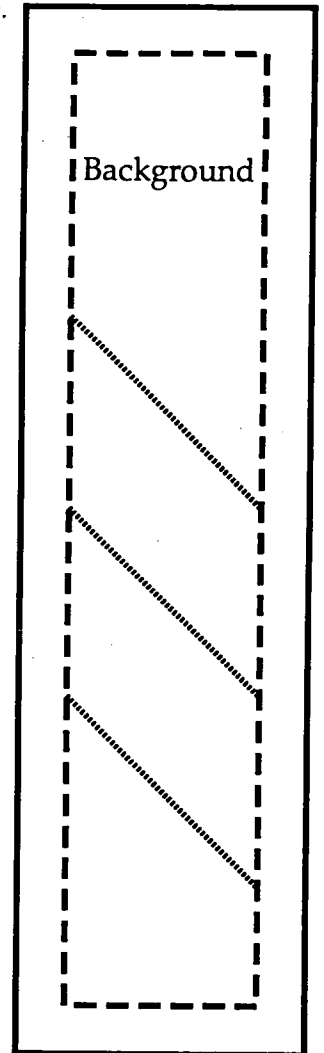
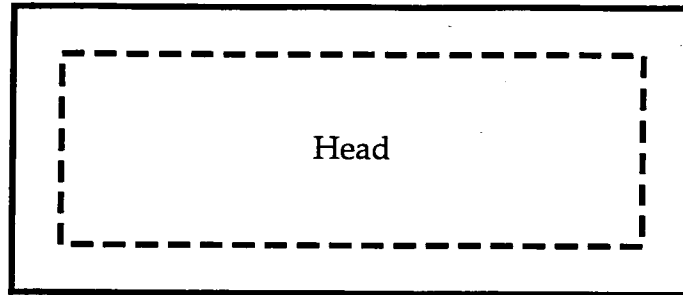

Ladybug

7" pieced block (7-1/2" unfinished)

✂ Dress up your ladybug in wild, red Hawaiian florals or tone her down to simple red calicoes. To distinguish the two wings, use a slightly different red for each wing. Use a black print or solid for the head. For the four corner squares, use medium to dark greens. For the background, use a good quality muslin.

✂ Your ladybug may be so wild already, that she does not need spots. If you want to add the spots, appliqué black print or solid circles. You may also choose to use buttons or other trinkets to suggest spots. After completing the piecing, use 2 strands of floss to embroider the legs.

✂ Have fun with this one! *This 7" ladybug block appears as a miniature 3-1/2" block in Small Quilts.*



Cutting and assembly

Ladybug

Cut two 3"x5-1/2" red wings.

Cut one 1-1/2"x3-1/2" black head.

Corner squares

Cut four 1-1/2"x1-1/2" green corner squares.

Background

Cut three 1-1/2"x5-1/2" muslin background rectangles.

Cut six 1-1/2"x1-1/2" muslin background squares.

Draw a diagonal line on four of the 1-1/2" background squares. Position square and wing with right sides together. Sew on the drawn line. Trim seam to 1/4". Fold seam toward ladybug wing.



Memories Are Made Of This

Oh, I have a memory like antique lace...very old, intricately patterned, a bit yellowed, thin in places and with several threads snapped.

Don't despair if you find yourself forgetting important things of recent. Quilters have a lot of things on their minds ...from an inspiring new design to the household chores. A public television program about the human brain revealed that most people can keep only 7 thoughts in short-term memory at any given time. Unless you have developed methods to consign thoughts to long-term memory, they may be gone forever.

During the Middle Ages (historically speaking, not your age), illiterate troubadours trained themselves to commit intricate details of political and social events into long term-memory. It is astonishing is that they could remember as many as 1,000 references, in order to convey news of the kingdom throughout the land. This was also remarkable because the news traveled around the country by word-of-mouth, with almost no loss of content, in less than 3 days—which says something about our current postal procedures!

Quilters, Be of Good Cheer, you might not be forgetting the item itself—just *forgetting to help yourself* consign it to long-term memory.

Hold that Thought for precious inspirations.

- ✗ Make lots of lists....keep fresh index cards in your pocket or purse. A roll of adding machine paper also works, tie a pencil on it with bright ribbon.
- ✗ Keep small tablets & pencils in various locations around the house, including the bedside stand and bathroom...don't forget a set in your car. Quilters get inspirations everywhere.
- ✗ Invest in a bulletin board and hang it in a location you pass by frequently, such as on the way to and from the kitchen.
- ✗ Color code your notes. Index cards and tablets come in at least 6 colors. Take a clue from traffic stoplights like green for **GO AHEAD & DO THIS**; red for **STOP EVERYTHING**; yellow for **YIELD FOR ADVICE FROM OTHERS**. Use your favorite color or blue, a color almost everyone likes, for those **PROJECTS IN PROGRESS**.

There are at least 4 neon colors you could use for various special projects. They are easily spotted as dot labels on various quilt projects stored in plastic zip-lock bags.

Develop your own color coding system with your favorite colors, but keep it as simple as possible. You don't want to forget your system afterall!

- ✗ Keep a small file box with sections for Quilting Ideas, Personal Business, Medical Checkup Reminders & House-keeping Chores.

Organize one section in the file box by month of the year, for those periodic activities. For example...

Jan - pet vaccinations, Feb - dust chandelier & begin challenge project; Apr - Quilt Entries due for Santa Barbara Fair; May - register for workshop at show; June - put rooster in hen house; July - Pay Automobile registration, etc.

Don't despair if you forget something now & then. Above all, forgive and encourage yourself by declaring outloud, "... it will come back" while imagining a light bulb flash. It may take hours or days, but perhaps it will stimulate the process of retrieval, if just by chance the thought made its way into long-term memory after all.

Quilt Patterns of the 1930s

These quilt blocks from the 1930's are illustrated in The Quilter's Album of Blocks and Borders, by Jenny Beyer.

The guild has a copy in the library.

How many have you seen?

1930

Triangle Squares
Dervish Star
Dublin Steps
Joseph's Coat
Sky Rocket
Kaleidoscope
Mohawk Trail
Orange Peel
Sunflower
Building Blocks

1931

Windblown Square
Wild Goose Chase
Building Blocks
Grandmother's Cross
Whirling Star
Mill Wheel
Oklahoma Sunburst
Mexican Star

1932

Bear's Paw
Dove in the Window
Pine Tree
Spider Web
Victoria's Crown
Indian Wedding Ring
1933 Old Spanish Tile

1934

Autumn Leaves
Missouri Star
David & Goliath
Cat's Cradle

1935

Crow's Feet
Bachelor's Puzzle
Prickly Pear
Ocean Waves
Dolly Madson's Star

1936

Wood Lilly

1937

Indiana Star
Double T

1938

Contrary Husband
Blockade

1939

Our Country



Oldest Active Guild

Oldest known continuing guild is Genesee Valley, New York. It has been meeting since 1936.

Biggest Ever!

The famous Sears quilt contest for the 1933 *Century of Progress* had 24,878 quilt entries. The most entries ever of any quilt contest!

Quilt Patterns

By 1930, quilt columns were the most popular feature in six major newspapers.

Beginning in September 1928, the Kansas City Star published a quilt pattern every week for 34 years.

Half of all the quilts made after 1860 were machine pieced.
from American Heritage Quilts, Better Homes & Gardens Books, Des Moines, IA



Asks Imma

Ima Sew-Happy's Advice to Quilters

Dear Aunt Ima,

Our fingers get sore when quilting, especially those on the bottom hand. The hand holding the quilting needle gets stiff after long periods of sewing. Do you have any solutions?

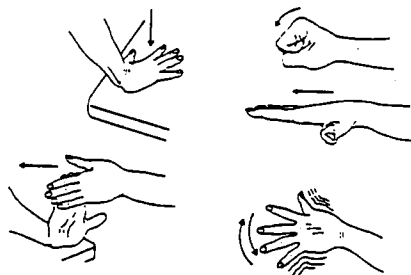
Margarita & Mike on Micheltorena

Dear Margarita and Mike,

Remedies for your problems have old-time and modern solutions. My sister-in-law, ShudBea Sew-Easy, from her small rancho near Atascadero, relates a remedy for sore fingers, used by goat herders and quilters alike. She swears by a veterinary product called Bag Balm (there are other similar products) which contains lanolin, a mild antiseptic and protectant from moisture. It is thick, a little sticky and works particularly well if you rub into sore fingertips before retiring at night. A small tin lasts a long time. She has used it for years as a hand cream and says "...no udders yet!" I checked it out and our local feed store manager who relates that sales of hoof creams and udder salves to construction workers and folks who have their hands in water a lot, are hands down his best sellers. I tried both products and frankly haven't found anything better for sorely pricked fingers. Hoof creams (Hoofmaker, Hootflex and others) are lighter in texture, designed to keep hoofs flexible and prevent cracking. ShudBea uses it on her horse's hooves, especially in the winter when the ground is wet. It softens calluses and hang nails, and keeps fingernails and hands from drying out. These creams don't have perfumes, but the odor is not unpleasant. If you are concerned about using veterinary products on your person, just remember that animals are the livelihood of farmers and they won't put anything on their livestock that isn't approved by federal health authorities.

While we are on the subject of veterinary products, horse shampoo (Orvis Paste) makes a great quilt soap. It is mild, without enzymes or perfumes and makes nice suds. While is only available in large quantities, a tub of it will find many uses...diluted as laundry soap, dog shampoo and lingerie soap. ShudBea uses it for all her laundry, since her boys are allergic to detergents. All of these products are available at local feed stores.

As for stiffness in your hands while you quilt, this should be a concern if you want to continue quilting for the rest of your life.



Simple remedies such as hand exercises and moderation are recommended in all the literature I could find. Seek the neutral position for your arms, elbows and wrists....neutral means not bent in any awkward or strained position. Stop occasionally and do some hand exercises. If you experience pain while sewing--stop immediately and rest, at least overnight!

Hola, Tia Ima,

I saw some lovely handmade molas in bright colors at a local craft faire recently. Is there any way to do this technique on a sewing machine?

Ancho on Anacapa

Si, Ancho,

Molas are hand sewn, brightly colored, reverse appliqué panels are made by the Cuna Indians of the San Blas Islands, Panama. This lovely technique of reverse appliqué is also done by the Hmong people of Southeast Asia and you may have seen some of their work here in Santa Barbara.



Machine work is possible using machine appliqué and cutwork techniques. Charlotte Patera in her books *Cutwork Appliqué* and *Mola Making* discusses 21 ways to make molas.


Here's a couple of updates for the sewing machine. Experiment with a less labor intensive, bolder designs using simple straight and zig-zag stitches. **Soft Mola:** Begin with 3 layers of high contrast plain fabric. Choose a simple design and transfer the design to the top fabric of a stack of 3 fabrics. Secure so it won't slip, either by basting or small headless pins. Sew closely along the edges of the pattern with small straight stitch. (For variety, try a fine metallic or machine embroidery thread). Using small, sharp pointed embroidery scissors, *carefully* trim away the excess fabric left in the alleys between the lines, first from the top fabric. Then, leaving an edge peeking out, trim from the 2nd fabric revealing the back fabric. The back fabric should remain intact. The better you get at this, the finer the design you will be able to tackle. Exposed fabric edges will fray slightly when laundered and give it a soft appliqué look. This is most effective if the alleys are at least 1/2 inch wide.

Appliqué Mola: Transfer the design to two fabrics, the middle fabric's design will be a little larger. Cut away fabric in the alleys, clipping the curves & fingerpress seams under. You can transfer the design to freezer paper or fusible interfacing, but keep in mind that you will be able to remove it from the fabric sandwich. Stack the 3 fabrics and secure so they don't slip while sewing. Thread your machine with clear monofilament nylon thread and set the zig-zag stitch to a very fine hem stitch, machine foot is the hem-stitch foot. You want the nylon thread to 'just catch the edge' of the under-turned design and to be as invisible as possible (choose a larger design with gentle curves, avoid right angles and sharp corners you could get using Soft Mola technique).

Market Place

Classified Ads for sewing related items

✂ **Quilting Supplies** for sale Good quilting books, back issues *Quilters Newsletter*, tools, rulers, patterns ...Christine Jent 569-1937



✂ **Sewing Chair** brown upholstery, wheels, no arms Good condition \$25 ...Lynn Laughrin 962-6401


Classified Ads must be related to sewing. One free ad for members per year. 2nd month and thereafter - \$5.00 per month Ads 3 lines and phone number. Make checks payable to Coastal Quilters, P.O. Box 6341, Santa Barbara, CA 93160 Attn: Classified Ads Commercial ads from businesses offering discount to guild members will continue to be published free of charge.

Merchants & Services

Offering discounts to CQ members. Show guild membership card before sale is run up.

- ✂ **Ben Franklin's** 187 South Turnpike, Goleta 681-9856 ...10% on quilting & sewing supplies
- ✂ **Bettys Fabrics** 821 State St., Santa Barbara (805) 963-0311 ...10% on quilting projects, Santa Barbara store only.
- ✂ **Beverly Fabrics, Inc** 5624 Hollister Ave., Goleta (805) 677-5355 ...10% off on quilting projects
- ✂ **Beverly Fabrics, Inc.** East Victoria, Santa Barbara (805) 963-5617 ...10% on regularly priced fabric.

- ✂ **Goleta Valley Paint** 325 Rutherford St. Goleta (805) 964-8787 ...10% on everything. Wallpaper, Blinds, Paint, Furniture Refinishing Supplies
- ✂ **Grant House** 118 N. Milpas St. Santa Barbara (805) 963-8956 Bernina, Phaff dealer ...25% off all sewing machines & sergers, 10% off purchases over \$10.00
- ✂ **House of Fabrics/so-fro Fabrics** 187 N. Fairview (Fairview Shopping Center) Goleta (805) 683-4069 ...10% discount on fabric
- ✂ **Sabaco, Realtors** Gary Maxwell, and Barbara Maxwell, Brokers/Owners Property Management - Sales - Rentals Full Service Real Estate Office (805) 569-306610% on commission
- ✂ **Sally's Quilt Quarters** 1765-B So. Broadway, Santa Maria (805) 925-1888 ...Ask for Fabric Club Card, offers \$20 off fabric after \$200 regular price fabric purchases.
- ✂ **Baron's Fabrics** 378 Carmen Dr., Camarillo (805) 482-9848 ...Customers must ask for discount before sale is rung up.
- ✂ **Fabric Depot** 972 East Main St., Santa Paula (805) 525-4556
- ✂ **Fabric Town, U.S.A.** 2666 E. Main St., Ventura (805) 643-3434
- ✂ **Fabric Well** 3075 Saviers Rd, Oxnard (805) 486-7826



Coastal Quilters of Santa Barbara & Goleta
P.O. Box 6341
Santa Barbara, CA 93160