


April, 1994




Coast Lines

Newsletter of the Coastal Quilters of Santa Barbara & Goleta, California

Ellen Oppenheimer's Contemporary Quilts

On April 13th we welcome Ellen Oppenheimer as the guest speaker to our General Meeting. We are fortunate this month to have a local gallery show available for close viewing of Ellen's quilts. Her show is at the Women's Center, UC Santa Barbara, through April 29th.



Ellen Oppenheimer's quilts combine unusual geometry, bold colors, patterns and textiles that she prints herself. I start with squares and make up my own geometry," Ellen says. "It takes enormous amounts of time to do one quilt." Many of her current quilts have a single line which moves through a complex maze of colors. "These lines were originally a visual description of the complexity and confusion that I perceived in my life. I make arbitrary rules that are carried throughout a piece." Each one of Ellen's unique quilts is intricately pieced and the interlaying of forms and lines take the viewer on a visual journey. Ellen made her first quilt from her father's old ties and although she began making quilts for function as well as form, she now views them primarily as art pieces.

Photo: Broken Arm Quilt 72" X 72" machine sewn & quilted

Next Month's Program....

Guest speaker and workshop leader in May is Erika Carter from Bellvue, Washington. Her talk at the Guild meeting on May 11th is entitled "From Here to There and Back is Not the Same as Standing Still," a slide lecture about the evolution of her work from an early style which received recognition and commercial success to her newest work built on hand-painted fabric, torn, raw edges in abstract compositions.

In Erika Carter's workshop *The Basics, Naturally* to be held on Thursday, May 12th, participants will develop compositions on a felt design board using a single repeated unit, for example, a triangle, rectangle, or square. The emphasis of this workshop will be on developing confidence in making intuitive decisions for personal expression. Erika will demonstrate the process she uses for creating artwork built of strips using pre-cut fabric arranged on palettes then composed on the design wall. Her techniques focus on the use of color to achieve texture, balance, movement and design. Students will be encouraged to do innovative work. *This workshop designed for beginning and intermediate level students.* Please contact Audrey Damsky at 682-6670 to sign up.

Erika Carter's Workshop Supply List Thursday, May 12, 9:00am to 4:00pm Goleta Community Center

Inspiration: Photograph or postcard to suggest a composition. You will not be reproducing this image, merely using it as a starting point.


Preparation: Think about what motivates you, what do you feel strong about? How can you express this with color?

- Flannel or felt sheet (for design wall) wide enough for your composition - at least 45" x 45"
- Large flat portable surface (cardboard or foamcore for palette to lay out fabrics)
- Sewing machine & extension cord (*optional*)
- Cutting mat & rotary cutter
- 6 1/2" x 24" ruler (or square ruler)
- Cutting mat, rotary cutter, scissors
- Tape or push pins to hang up felt wall
- Basic sewing supplies Plenty of straight pins
- Reducing glass or binoculars (*optional*)
- Iron & ironing board (*may be shared*)
- Fabric: assorted large floral prints

(*optional:* you may have your fabric pre-cut into 2", 2 1/2" or 3" squares; 1 1/2" x 6 1/2" rectangles, or triangles. Choose ONE shape and cut at least ten of your chosen shape from each of your fabrics. If you do pre-cut, remember to bring yardage as well, in case you need more at a certain point in the process. You may want to consider collaborating with a friend to economize on time, fabric, etc. Don't feel you need to do this ahead of time if you are a fast worker and want to get a feel for what might work best at the moment of inspiration during the workshop.)

In this issue: ----- **Fantaseas** -----
1994 Guild Challenge Announced

Quilters Needed for Art Museum Benefit



The Guild has agreed to demonstrate quilting to the public during the antique quilt show at the Santa Barbara Museum of Art's Ridley-Tree Center from May 6th to 8th. The quilt show is a fund-raiser for the Ridley-Tree education programs which serve young and old throughout the Santa

Barbara area. Volunteers are needed between 11:00 a.m. and 3:00 p.m. on Friday and Saturday, May 6 & 7; and on Sunday (yes, it is Mother's Day) May 8, from 1:00 to 4:00 p.m. — 2 hour shifts.

This is an opportunity to meet members of the public and show them that quilting is a living art. A display of more than 40 quilts will benefit the education department of the Museum. The quilts were selected for their technique, fabrics and unique patterns that are representative of the era 1800s to 1940s. Quilt collector Diane Reese, organizer of the event, will lead two tours each day. Her father, John Reese, a Santa Barbara resident and husband of long-time SBMA docent Jean Reese, suggested the event. Diane and her father were introduced to quilts 20 years ago when the family moved to Allentown, Pennsylvania, a city with strong Pennsylvania Dutch tradition. John started collecting quilts after attending a local folk festival. Diane also became a collector and retailer of quilts and has made antique textiles her full-time occupation. She has had special training in the art of dating fabrics and identifying vintage quilts, and organizes many quilt shows in New England.

Antique quilts, fabrics, quilt tops and quilt blocks will be for sale during the show.

Coastal Quilters will display the beautiful 1994 Opportunity Quilt while we quilt on a frame and with hoops on our own projects. Please sign up at the back table or on the clipboard which will circulate at our general meeting. Or you may call Norah McMeeking, 962-8511, to volunteer. You will get free admission to the show and help the Guild fulfill some of its responsibilities as an incorporated, non-profit organization. You'll be right downtown so you can go shopping and have a cappuccino to reward yourself for your community service!

* Vintage Quilt Show *

Quilts from the 1800 to 1940


Ridley-Tree Education Center
1600 Santa Barbara Street

10-5 p.m. Fri & Sat May 6 & 7

12-5 p.m. Sun May 8

\$5.00 donation

*Old tops for sale - this should interest our members.



Progressive Border Exchange...Continues

And Around We Go Again...in the Progressive Border Exchange mini-challenge which began in March.

May: Bring the block to the General Meeting in an unmarked paper bag, exchange it again for another and add the next border. Blocks are starting to shape up...This is fun!

➡ NOTE: If you cannot attend one of the general meetings, have a friend bring your bag, check off your name and exchange it for another bag.

We will all look forward to the results of this exchange when it ends in July. Call Judy Gorrindo if you have questions and Maggie Godwin has graciously volunteered to help with ideas for borders.

1994 Guild Officers and Committee Chairs

President: Judy Gorrindo
First Vice President: JoAnne Hankey
Second Vice President: Anne Braddock
Recording Secretary: Kathy Doughty
Corresponding Secretary: Lynn Laughrin
Treasurer: Barbara Maxwell

Block-of-the-Month: Marty Frolli & Zetta Hanna
Challenge Quilts: Joanne Hankey
Community Projects: Laura Alarid & Claire Hemke
Door Prizes: Sherry Root
Historian: Nancy Bauerle
Incorporation: Mary VandenBerg
Librarian: Gail Tinsley
Membership: Joan Corson
Newsletter: Lynn Laughrin
Newsletter Distribution: June Brandon
Refreshments: Diana Iler
Sales Table: Audrey Damsky
Satellite Groups: Ruth Walters

SCCQG Representative: Anne Braddock
Telephone: Nola Ferguson
Welcoming Chairwoman: Lee Carlson
Welcoming Committee: Linda Estrada
Workshops: Audrey Damsky
Brinkerhoff Ave. Events: Ingrid Engmyr
Lemon Festival: Open
1995 Natural Impressions Quilt Show:
Jan Inouye & Norah McMeeking
Nominations: Open
Opportunity Quilts:
1994 Ticket Sales: Wanda Livermois
1995 Construction: Maggie Godwin
Parliamentarian: Open



Coast Lines is published monthly by the Coastal Quilters of Santa Barbara & Goleta, P.O. Box 6341, Santa Barbara, CA 93160. Newsletter contributions are due the first Wednesday of the month. Only material accompanied by a self-addressed, stamped envelope will be returned. For more information, please write the Newsletter at the preceding address or call Lynn, 962-6401.

Santa Barbara Quilt

April 27, 7:30pm is the next meeting of the design committee for the Santa Barbara Quilt. Wouldn't you like to participate in this all-guild effort to make a beautiful quilt depicting the City of Santa Barbara! This quilt will play a central role in our 1995 quilt show.

The Quilt Committee, under the supervision of Barbara Maxwell, has completed the overall design of this lovely quilt. Sewing assignments for the major buildings have been made and there are a number of small items that need to be appliquéd. Contact Barbara Maxwell for your sewing assignment. Guild members may view the overall design at Barbara's home. Call her a 687-7308 for the best viewing time.

Students of appliqué who polished their skills at Jeana Kimball's workshop—the committee would love to hear from you! More suggestions about materials for the quilt will be appreciated and the committee would like to see more samples of materials. The next meeting is at Barbara Maxwell's office, 466 N. La Cumbre Road.



♣ Congratulations to Darlene Skog, whose quilt *A Chance for Change*, was juried into the April 1994, AQS quilt show at Paducah, Kentucky. It is a machine pieced, machine quilted, original design with a contemporary crazy quilt center. Darlene says the design was inspired by the last presidential campaign.

♣ Congratulations to Sharon Doyle whose quilt *Snail's Trail in My Garden* is on display at the Thomas Center Gallery, Gainesville, Florida (May 9-June 26). The Theme of this national, juried show is Secret Garden.

♣ Membership Rosters will not be mailed. See Joan Corson at the hostess table for your copy of the 1994 Roster.

♣ Please pick up your newsletter at the General Meeting or have a friend pick it up for you. Postage is expensive and we would like to save as much money as possible on mailings.

♣ Thank you to all members who have sold Opportunity Quilt tickets. Wanda Livernois reports that sales of Opportunity Quilt tickets exceed \$500 so far! Sales were brisk at the Asilomar Conference. We plan to sell all the printed tickets before ordering a new printing. If you do not plan to sell your allotment of tickets, please turn them to Wanda.

Note: Anne Braddock, SCCQG Representative, will be attending the April 16th meeting in San Diego. She will take the quilt for display and to sell tickets.

♣ Very special thank you to volunteer members who have graciously provided refreshments at our meetings. No sweeter creature comforts than soft quilts and ...sometimes cookies!



Natural Impressions II: Quilts from Traditional to Outrageous

All guild members are welcome to attend the Show Committee Meetings.

April 27 Agenda

- ✓ Publicity deadlines
- ✓ Invitational quilts
- ✓ General composition of quilt exhibit
- ✓ Calendar timeline

The show committee is seeking volunteers to assist with *Special Events Planning*—Coordination of speakers, video, & other special events at the show.

Catalog Advertising—Chair of this committee will coordinate sale of advertising for the show catalog.

The Committee has decided that paid advertising in the show program will help defer the cost of producing the catalog and provide funds to produce a worthwhile informational program. One of the inclusions proposed for the catalog is a map of Santa Barbara with shops, other art exhibits, quilt displays, restaurants, etc. It has been suggested that businesses willing to give coupon discounts or purchase display advertising in the catalog, will also be included on the map. For any member of the Guild who owns a business, this is a good way to help your business and the guild at the same time. Planning in the areas of special events and advertising can start right away.

Over the next few months the committee will call for volunteers in areas of show support and will keep you informed of the needs as they arise. If you have a special preference or talent, please contact Jan Inouye or Norah McMeeking.

If you would like to contribute your comments on a given agenda topic or just want to see what's happening... come to the next meeting April 27th, 7:30pm Colby Klein's house, 75 Olive Mill Road.

NEWS-BREVETS

♣ **Guild members receive a discount on workshops.** This is one of the benefits of guild membership. Non-members may also participate in workshops—the fees are twice that of a guild member (for example: Member \$30, Non-member \$60). Workshop fees are due at the time of sign-up.

♣ **Starting in May, Classified Ads** in the newsletter will be accepted from individual guild members. Members may advertise items for sale, swaps, exchanges, requests for fabrics or equipment, etc. **Ads must be related to sewing.** Income from ads will help offset newsletter publication costs.

1st month - free ad

2nd month and thereafter - \$5.00 per month

Non-member ads are \$5.00 per month.

Send ad and payment to Coastal Quilters,
P.O. Box 6341, Santa Barbara, CA 93160
Attn: Classified Ad

Make checks payable to Coastal Quilters Guild.

Ads limited to 3 lines and phone number, please keep it simple. Commercial ads from businesses offering discounts to guild members will continue to be published free of charge.

BIRTHDAYS in APRIL

- 4 Barbara Davis
- 8 Margaret Kocimski
- 12 Ruth Walters
- 12 Michelle Lyon
- 13 Norah McMeeking
- 16 Linda Clark
- 22 Rita Lakey
- 27 Linda Karppinen
- 28 Gladys Brown
- 28 Mary VandenBerg



at planning and funding for 1994-95. Let's show our continuing support of Adult Education in Santa Barbara and Goleta by enrolling.

♣ Suzy Carter reports that 35 lap top and nap size quilts were made by guild members for the Samarkand Retirement Community.

Disaster Relief Fund Report from SCCQG

Because of the urgency of the situation and interest expressed by the quilting community in southern California, the Southern California Council of Quilt Guilds has put into effect an Emergency Disaster Relief Program. They will immediately transfer \$3,000 into a new account established just of relief funds. Here's what you can do to help: If any members of your guild have been affected by the earthquake, please let Patty McCormick know. It will be the responsibility of each guild to submit the names of those members they deem in need of assistance. Please use your judgment wisely, we will not investigate the extent of damage or need, each guild can best determine that. If there is a need for monetary assistance or supplies there are no strings attached to the money we will be able to disperse—it can be used for anything. The amount of the donation will be determined by the money collected for the fund and the number of quilters in need. It is possible that someone would be eligible for a monetary donation as well as supplies. The acceptance of monetary donations has now been set up to be received by **Barbara McDowell, 3475 Bangor Place, San Diego, CA 92106.** Designate the funds for Emergency Relief. Do not send cash through the mail. When the Executive Board has all the information it needs to disperse money, the funds will be distributed equally. There will not be different levels of disbursements.

If a quilter has lost her quilt room and/or supplies, a guild may be asked to "adopt" the quilter and help her get back on her feet. (I hope that there would be no more than one per guild. An early estimation is that there are fewer than that.)

Recovery doesn't come quickly or easily, words of encouragement and cards can be just as important, if not more important than that seam ripper. Think of how you would feel, looking at our quilt space, your house, devastated by disaster. There is nothing like a hug. As a group, quilters have been notoriously good at caring about others. Now here's a chance to care about ourselves. Only members of guilds who are members of the SCCQG are able to participate in the Disaster Relief Fund.

—Patty McCormick, President, SCCQG

Abstracted and Reprinted with permission from the Spring '94, Vol. X, No. 2 issue of Southern California Council of Quilt Guilds Newsletter.

♣ **COMING UP on June 4th — People's Fair at the Adult Education Wake Center.** If you have an item made in one of the quilt classes and would like to display it at the Fair, be a monitor during the show or assist in any other way, contact the quilt class instructors Norah McMeeking, Maggie Godwin, or Marty Frolli.

♣ We are extremely fortunate to have the wonderful variety of **Adult Education** courses offered at the Wake and Schott Centers in Goleta and Santa Barbara. Many communities in California do not have enough student support for courses and it has been very difficult to institute new courses because of a budget shortfall. During times of budget cutbacks in our public schools and college districts, it is very important that we support Adult Education in the Santa Barbara City College District. Spring quarter is the time of year that officials look closely

Quilt Shows

Thru May 1 Pattern of a Journey: Quilts of the Oregon Trail, American Museum of Quilts and Textiles, 766 S. 2nd St., San Jose, CA (408) 971-0323

Thru Apr 30 Beverly's Fabrics, Goleta Quilt Challenge on display

Thru Apr 26 Quilt National '93
International biennial quilt exhibit on display at the University Art Gallery, Cal State Dominguez Hills, Carson, CA. Gallery hours 9:30am to 4:30pm Mon-Thurs. Closed Mar 28-Apr 1 for campus Spring Break. 1000 East Victoria St. near junction of Harbor, Artesia and San Diego freeways. Parking \$1.50 on campus



Women's Center at UC Santa Barbara
March 28th - April 29th
Ellen Oppenheimer's Quilt show
at the Gallery. Open Monday thru Friday
9:00 am - 5:00 pm.

A second show at the gallery
Womenspeak: Quilters & Weavers
interpretive pieces from quotations by women will be shown May 9 - June 10. (Guest Curator: Jan Inouye)

Apr 1 - May 4 New Pieces from New Pieces, an exhibition by gallery employees, New Pieces & Chamber Music, 1579 Solano Ave. Berkeley, CA (510) 527-6779

Apr 15 Entries due Quilted Wall Hanging Contest, sponsored by House of Fabrics. Contact store for entry blanks



Apr 16 & 17 Quilt entries due Santa Barbara Fair & Exposition, Earl Warren Showgrounds Pick up entry blanks at Guild meeting or at Fair Showgrounds. Fair open April 27 - May 1

Apr 16 & 17 Monterey Peninsula Quilter's Guild and Heritage Society of Pacific Grove Quilt show, Chautauqua Hall, 16th & Central, Pacific Grove, CA (714) 831-7641

Apr 24 Sunbonnet Sue Quilt Show, quilts from Elaine Hotra's collection. Muller House, 1542 S. Beacon St. San Pedro, CA 12-5pm. Donation \$3 Sponsored by San Pedro Bay Historical Society

Apr 30 - May 1 FantaSEA of Quilts
Beach City Quilters Show, Casa Clemente Resort, 35 Calle de Industrias, Interstate 5, Avenida Pico Exit, San Juan Capistrano

Apr 30 - May 1 Bear Valley Quilters of Los Osos Quilt Fest, South Bay Community Center, 2180 Palisades Ave., Los Osos

May 1 Entry Deadline for 14 the Annual Fabric Fantasies Wearable Art Festival "Earth's Magic Kingdom" at The Bazaar del Mundo in Old Town, San Diego. For information: Alice Busse, Fabrics & Finery, Bazaar del Mundo, 2754 Calhoun St. San Diego, CA 92110. (619) 296-3161.

May 6 - 8 Vintage Quilt Exhibition
Quilts from 1800-1940
Benefit for Santa Barbara Museum of Art Education, Ridley-Tree Ed. Center at McCormick House, 1600 Santa Barbara St, Santa Barbara
Show open 10 am - 5 pm donation \$5

Jun 11 Santa Maria Valley Guild * Gala Fashion Show & Luncheon *
Tickets \$20, seating limited. Social 12:30 pm. Luncheon 1:30 pm Call Janet Holiday (805) 934-5085 for entry information (juried show)

Jun 11 & 12 Udderly Fantastic
San Francisco Quilt Guild Show, Cow Palace Exhibition Bldg 1 SASE to: Mary Fischer c/o SFQG, P.O. Box 27002, San Francisco, CA 94127

Jun 17 & 18 Hats Off to Quilters
Los Angeles Quilters Guild Show 10am-5pm Florence Ave. Foursquare Church, 11457 E. Florence Ave, Santa Fe Springs, CA

Jul 2 - Sept 4 VISIONS Quilts, Layers of Excellence Museum of San Diego History, Balboa Park 10am-4:30pm Symposium Aug 9 - 16 Workshops LSASE (52¢) to Quilt San Diego 9747 Business Park Avenue #228, San Diego, CA 92131-1653

Jul 10 - 14 Camp Watch-A-Patcher, sponsored by Orange County Quilters Guild Resident or day camping, classe, programs. SASE (52¢) to Orange County Quilters Guild, P.O. Box 3108, Orange, CA 92665

Aug 12 - 14 San Diego Quilt Show
SASE to P.O. Box 12600, El Cajon, CA 92022-2600

Aug 27 Quilting by the Sea Memories
1st United Methodist Church, 1008 11th Street, Santa Monica, CA Wilshire Blvd. SASE to: S.M.Q.G., Box 5514, Santa Monica, CA 90409

Sept 23 - Oct 5 Quilting-by-the-Sound
Port Townsend, Washington. Lectures and workshops. Anne Braddock of Coastal Quilters Guild has more information: 687-4228

Sept 29 - Oct 2 Santa Maria Quiltfest
Teachers Janet Paluch, Arlene Stamper, Blanche Young & Judy Warren. Send a SASE to: Sally's Quilt Quarters, 1765-B S. Broadway, Santa Maria, CA 93454



Local Quilt Classes

Grant House Quilting Series
Maggie Godwin, instructor
Apr 23 & 30 Lone Star

Adult Education Classes

To sign up for one of these classes attend the first class meeting.

Beginning Patchwork & Quilting

April 16 - June 18 Sat 9:30 am - 12:30 pm
(10 weeks) Wake Center, Rm 2
Marty Frolli



Patchwork Landscapes - Part II

April 12 - June 14 Tues 7 - 10 pm
(10 weeks)
April 13 - June 15 Wed 9 am - noon
(10 weeks)

both courses taught at Wake Center, Rm 2
(Not necessary to have taken Part I of this series)
Norah McMeeking



Color in Quilts (Applied Color)

April 13 - June 15 Wed 1 - 4 pm
(10 weeks) Wake Center Rm 2
Maggie Godwin



Contemporary Quilts (One of Kind Quilts)

April 14 - June 16 Thurs 7 - 10 pm
(10 weeks) Wake Center, Rm 1
Maggie Godwin



Danish Hearts Workshop

April 30 One Saturday 9:00 am - 4:00 pm
Wake Center, Rm 2 Norah McMeeking

For further information, please refer to the Spring Adult Education Schedule of Classes, found in the Sunday, April 3rd NEWSPRESS or pick up a copy at the Schott or Wake Centers.

Spring term begins Monday April 11.

COASTAL QUILTERS APRIL



13 Workshop *Machine Inlaying* with Ellen Oppenheimer

* SAME DAY AS GUILD MEETING *

Goleta Community Center, 9:00 am - 3:30 pm
(Bring sewing machine & workshop supplies listed in March Newsletter, page 1)

Guild General Meeting 7:30 pm

Ellen Oppenheimer, guest speaker
"Contemporary Quilts"

Samarkand Community Center, 2550 Treasure Drive,
Santa Barbara.

20 Board Meeting

7:30pm at the home of Judy Gorrindo, 2420 Chapala,
Apt. B, Santa Barbara

27 '95 Quilt Show Meeting

7:30 pm, Colby Kline's house, 75 Olive Mill Road.
(see News Briefs, page 3 for Agenda)

27 Santa Barbara Quilt Meeting

Barbara Maxwell's office, 7:30 pm, 466 N. La Cumbre

* Monthly Satellite Groups

Satellite Groups are small groups of Coastal Quilters who meet monthly in member's homes. At present there are some openings in the *Feisty A Team* appliqué group.

We need a few more members in order to start a new Satellite Group. This is a wonderful way to get to know your fellow quilters and to get help when you are undecided on how to proceed on a quilting project. If you have a special interest in a subject not yet represented by a satellite group, contact:

Ruth Walters at 687-2709

Perhaps your interests are related to the history of quilts, special techniques, hand or machine stitchery, quilted clothing, soft toys or shoe repair. Would you like to start a group pertinent to your interests? Ruth Walters is your contact person.
(Just kidding about shoe repair.)

Appliqué # 1	3rd Tuesday
Feisty A Team (appliqué)	4th Friday
The Cotton Club	3rd Tuesday
Loosey Goosey	3rd Monday
Quilter's Dozen	4th Wednesday
Straight & Narrow	3rd Thursday




SANTA BARBARA FANTASEAS

1994 Guild Challenge

*An extraordinary exhibit to be displayed at the
Santa Barbara Natural History Museum's Sea Center, Stern's Wharf*

Your quilts will be the Sea Stars!



THEME: Santa Barbara "ConvertTable" -- a great tool for cutting fabric without straining you back, courtesy of Grant House.

Quilts may be traditional, contemporary, landscape, applique, etc. There are limitless possibilities. Prizes will be awarded for *the best interpretation of theme, best machine quilting, best hand quilting and viewer's choice.*

VIEWING: Guild viewing at General Meeting, October 11. Public viewing will follow at the Sea Center, October 15, 1994 - January 5, 1995. A second potential showing is possible in the Members Display Section of the Natural Impressions Show II in 1995. Size requirements for that Section are 24" x 24" exactly! Larger pieces for the Challenge (minimum 36" x 36") may be submitted to the Juried portion of that show and are subject to the general rules of the show.

ENTRY RULES: Size requirements minimum 96 linear inches, maximum 216 linear inches (or equivalent of no more than 54" on each side). For example, the quilt does not have to be square, but the minimum is 24" x 24" and the maximum is 54" x 54" or equivalent. Please attach a 4" hanging sleeve. The Challenge is open only to members of Coastal Quilters Guild. Entries must be completed since our last challenge in 1993. All entries must be original works (no kits), hand or machine quilted (not tied). All projects must be fully completed and ready for hanging on the due date. Deliver to JoAnne Hankey, Coordinator.

PRIZES: Prizes will be awarded for categories listed above. *Best interpretation of theme* will win a

FOR MORE INFORMATION:

Please call JoAnne Hankey
963-7081

DEADLINE:

October 4, 1994



Ask Ima

Ima Sew-Happy's Advice to Quilters

Dear Ima,

I'm a beginner and I'm taking a class for beginners, but everybody seems to have quilted before. When I see their work I feel like a real dolt. I don't think I'll ever catch up! Or catch on, for that matter.

Ready to Throw in the Towel on Trigo

Dear Ready,

Every beginner will feel inadequate if they compare themselves only with experienced quilters. Remember, Rome wasn't built in a day and you can't learn everything at once. *No one* is born knowing how to quilt. The "stars" in your class were beginners once too. With new techniques being developed all the time, even experienced quiltmakers want to take classes now and again. Instead of being jealous of their know-how, take the opportunity to get their help and advice. Most quilters enjoy the sharing that has always been part of our tradition and will be happy to tell you how they work. Take things a step at a time. There are many details to absorb, new terms to become familiar with, unfamiliar tools to learn to use, and new skills to learn. Trust your teacher and be willing to try new things, even if you think you might fail. Mistakes can be opportunities to learn. Every one learns at a different rate too and experience is the best teacher of all. Hang in there, Ready, and tackle the problems.

Overcome the urge to give up and you will be rewarded with a great sense of accomplishment one of these days...soon!



Dear Ima,

I called my grandmother this morning to ask her about quilting...and unfortunately her mind wanders from the topic and we talked quite a bit about her propane heater instead. I want to ask her questions about how she learned to quilt and so on, but I'm not sure what to ask. What kind of history should a novice quilter like me try to get for a family heirloom quilt?

Granddaughter on Glendessary Lane

Dear Granddaughter,

It would be best to collect information at your next visit, then you can take snapshots of her quilts and ask specific questions about each quilt she shows you. If possible, make a tape recording of the interview. The tape of her voice would be a cherished heirloom in itself. If you are not able to visit in person, or just getting the information collected immediately is essential, you might try sending her a list of your questions in

advance, then follow-up with a letter or phone call. Note that the nice thing about a tape recording is that interesting tidbits you may have overlooked during the interview will be captured on tape and you can go back later to round-out the information.

I suggest you ask the following about her life:

- When she started quilting?
- Who taught her?
- What kind of quilt did she make first?
- What was her favorite quilt?
- Did she quilt all her life or just at certain times?
- When did she quilt or for what occasions?

About her quilts (for each of the quilts):

- Does each quilt have a name (traditional pattern name or a name she gave it)?
- When was it made?
- Why was it made?
- Who was it made for?
- Was there any significance to the fabric choices? (were they new fabrics or old?)
- Who worked on it? (different people may have worked on different parts of the quilt)
- Where was it made?
- How long did it take to make?
- Are there any special stories associated with the quilt?
- Is it hand pieced & hand quilted or was any of it machine pieced or quilted?
- Did she have access to patterns or did she make her own templates? Were any of her quilts made from kits?
- What kind of batting was used?
- Any other questions important to your family history are relevant too, i.e., was this quilt part of a trousseau? Was it made on a journey to a homestead?



It is more important to have confidence in your own ideas. Once you are happy with your work, you can appreciate, rather than envy that of others.




*Fran Soika, Award winning quilter
from Novelty, Ohio*

➡ Aunt Ima Sew-Happy would like to hear from Guild Members. Send your quilting questions to: Aunt Ima, C/O Coastal Quilters, P.O. Box 6341, Santa Barbara, CA 93160

Block of the Month

Spring Tulip Bouquet

14" Appliquéd Block (14-1/2" unfinished)



PLACEMENT

Arrange 3 to 6 tulips and 2 to 4 leaves in a grouping similar to, but not exactly like, one of the diagrams. You can stitch a full Spring bouquet or a simple array of buds—the choice is yours! The beauty of this quilt will be in the varying arrangements. Work out your design on a 14" square of paper, and then transfer your design to the background fabric.

FABRIC

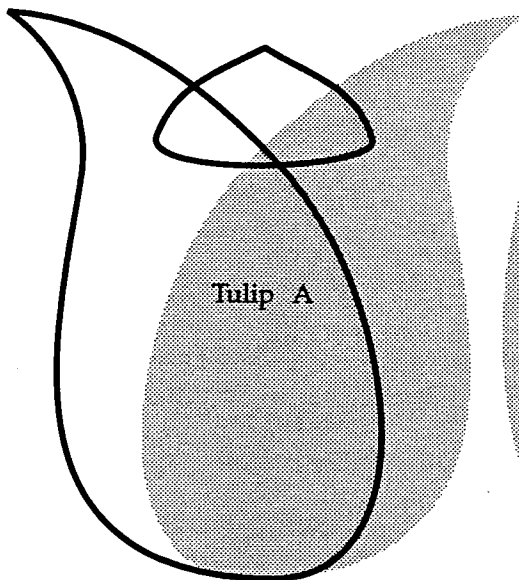
Background: Cut a 16" square of very pale blue, print or solid. Do not trim the block to 14-1/2" after the appliqué is complete. The winner will trim all blocks to size.

Tulips: Use various pinks, reds, peaches or yellows. Tulips A and B are composed of three pieces. Tulip C has only one piece. After the appliqué is complete, use 2 strands of matching embroidery floss and outline stitch the accent lines on Tulip C.

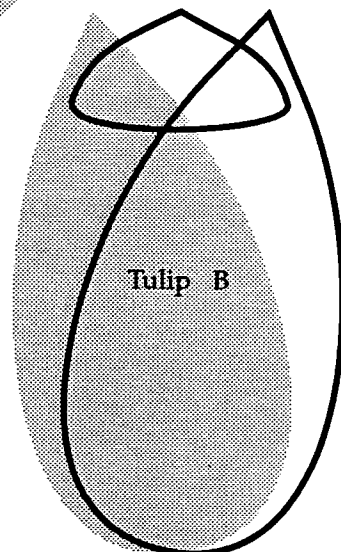
Leaves and stems: Use medium to dark greens. For stems, cut bias strips 3/4" wide.

APPLIQUE TECHNIQUES

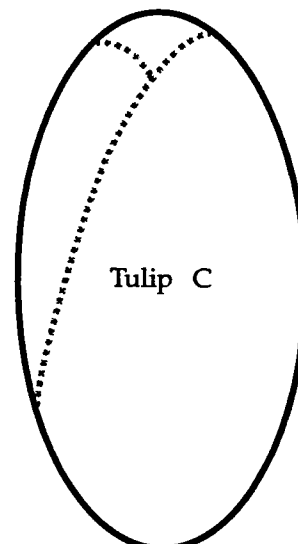
Appliqué stems first, then tulips and leaves. Fold stem bias strips in thirds lengthwise. Baste down the center of strips. Pin or baste strips to background fabric and then complete the stem appliqué. Trace the pattern shapes for the tulips and leaves onto the paper side of freezer paper. Be sure to reverse the pattern pieces for non-symmetrical shapes. Cut shapes from the freezer paper. Iron shapes to the wrong side of the fabric. Cut out fabric shapes, leaving an approximate 1/4" seam allowance from the edge of the freezer paper. Baste seam allowances under. Baste or pin shapes to the background and appliqué. Keep those stitches small, 1/16" to 1/8" and sing this little phrase as you work: "Down into the background, up into the fold."



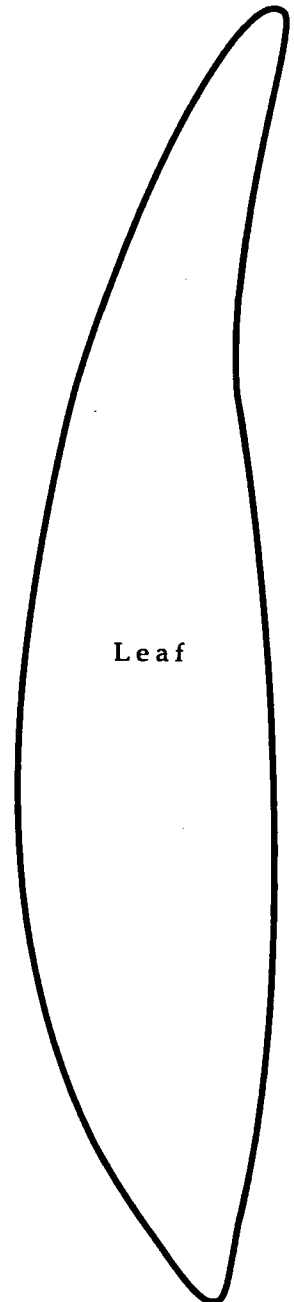
Tulip A



Tulip B



Tulip C



Leaf

Bring finished block to **May** meeting. Questions? Call Marty Frolli 968-4781.

BULLETIN BOARD & CLASSIFIED ADS

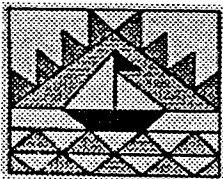
- ✧ **Fabric Swaps...** Watercolor fabrics needed by Ruth Walters, will swap. 687-2709
- ✧ **Sewing Items...** Jean MacMillan is interested in buying antique thimbles for her collection 964-2060
- ✧ **Joan Sutton** does hand quilting. Here is an opportunity to have your tops quilted to perfection by an experienced quilter. Call Joan at 967-1810 or 562-4314.
- ✧ **Hmong needle artists** in Santa Barbara area will do hand quilting of your quilt tops. Contact Anne Deran, a guild member, for more information. 687-9537
- ✧ **Joy Peckell** does machine quilting using a special commercial quilting machine. Bedspreads, fabric and quilt tops.. (805) 772-5505 or send SASE for brochure to: Joy Pickell, P.O. Box 1435, Morro Bay, CA 93443

LOCAL STORES & SERVICES

- * **Bettys Fabrics** 821 State St., Santa Barbara, CA 93101 (805) 963-0311 Mon-Sat 9:30-5:30, Sun 10-510% on quilting projects, Santa Barbara store only.
- * **Beverly Fabrics, Inc** 5624 Hollister Ave., Goleta, CA 93117 (805) 677-5355
Mon-Fri 9:30-8, Sat 9:30-6, Sun 12-5.....10% off on quilting projects.
- * **Beverly Fabrics, Inc.** East Victoria, Santa Barbara, CA (805) 963-5617
Mon, Tues, Fri, Sat 9:30-6, Wed, Thur 9:30-9, Sun 12-5.....10% on regularly priced fabric.
- * **Goleta Valley Paint** 325 Rutherford St, Goleta, CA 93117 (805) 964-8787
Mon-Fri 8-5, Sat 9-5.....10% on everything. Wallpaper, Blinds, Paint, Furniture Refinishing Supplies
- * **Grant House** 118 N. Milpas St. Santa Barbara, CA 93103 (805) 963-8956
Bernina, Phaff dealer.....25% off all sewing machines & sergers, 10% off purchases over \$10.00.
- * **House of Fabrics/so-fro Fabrics** 187 N. Fairview (Fairview Shopping Center) Goleta, CA 93117 (805) 683-4069
Monday-Sat 9-9, Sun 11-6.....10% discount on fabric
- * **Sabaco, Realtors** Gary Maxwell, and Barbara Maxwell, Brokers/Owners Property Management - Sales - Rentals Full Service
Real Estate Office (805) 569-3066.....10% on commission
- * **Mary VandenBerg, Certified Public Accountant** (805) 977-3964 Accounting, Tax Preparation, Automated Systems

TRI-COUNTIES AREA

- * **Sally's Quilt Quarters** 1765-B So. Broadway, Santa Maria, CA 93454 (805) 925-1888
Mon-Fri 10-5, Sat 10-4.....Ask for Fabric Club Card, offers \$20 off fabric after \$200 regular price fabric purchases.
- * **Baron's Fabrics** 378 Carmen Dr., Camarillo, CA 93010 (805) 482-9848
Mon-Fri 10-6, Sat 10-6, Sun 12-5Customers must ask for discount before sale is rung up.
- * **Fabric Depot** 972 East Main St., Santa Paula, CA 93060 (805) 525-4556
- * **Fabric Town, U.S.A.** 2666 E. Main St., Ventura, CA (805) 643-3434, Mon-Fri 10-8, Sat 10-6
- * **Fabric Well** 3075 Saviers Rd, Oxnard, CA 93033 (805) 486-7826, Mon-Fri 9:30-8, Sat 9:30-6, Sun 11-5



Coastal Quilters of Santa Barbara & Goleta
P.O. Box 6341
Santa Barbara, CA 93160