


March, 1994



# Coast Lines

Newsletter of the Coastal Quilters of Santa Barbara & Goleta, California

## March 9th General Meeting: Jeana Kimball presents: 19th Century Appliqué

We are pleased to have Jeana Kimball of Salt Lake City with us to present a lecture on *19th Century Appliqué*. Her slide lecture traces the appliqué quilt from the earliest Tree of Life spreads through the 1800's and on to the 1930's revival of appliqué. Her journey ends with discussion of appliqué quilts being made by today's quilters. Spotlights and stories of individual quilters through the various periods will be included. Tomorrow, March 10th, Jeana will teach a Workshop at the Goleta Valley Community Center. The design she has chosen is *Bride of Tulip Valley*, for beginning to intermediate quilters. The workshop will feature a 54" appliqué wall quilt incorporating three different blocks and a lovely scalloped swag border. During the class students will become familiar with the basic needle-turn appliqué stitch, as well as learn how to make smooth curves, sharp points and perfect vines. Supply list for the workshop was listed in the February CQ Newsletter.

### April Program



Ellen Oppenheimer, Berkeley-based artist, makes quilts which are definitely contemporary. She sees her work as a desire to unify space. Many of her quilts have a single continuous line moving throughout a maze of fabrics and colors. Ellen majored in

glass blowing in college and works full-time for neon studio in San Francisco, but her passion is quilt making. Her quilts have been exhibited in a number of shows, Visions '92 in San Diego and in the Tokyo exhibit titled, "Art Quilt Session."

Ellen Oppenheimer's workshop, *Machine Inlaying*, on April 13th, will demonstrate and teach some of the unique techniques that Ellen uses in her quilts. Special emphasis will be on machine sewn inlaying or machine sewn reverse appliqué. Machine inlaying, an appliqué technique that is done on the sewing machine allows for very precise and accurate piecing. There is only one layer of fabric on the finished piece. Very sharp points and complicated shapes can be made with this technique, which Ellen says is



remarkably easy, considering the results that are possible. Each student will try this out and master it on their own sample piece.

### Materials List - April 13th

Materials & equipment that can be shared.  
ironing boards and irons  
one roll of inexpensive tracing paper,  
3 ft. x 25 or 50 yards  
inexpensive white drawing paper or poster paper  
light tables

#### Each individual student will need:

- Sewing machine
- Pencils & erasers
- Marking pens (thin to medium, several colors)
- Rulers & clear plastic ruler with lines
- Pre-washed fabric - many different colors and patterns
- Scotch tape & masking tape
- Pins (without glass heads)
- Scissors (one for paper and one for fabric)
- Rotary cutter & board
- Drawing tools: markers, crayons, etc.

March 19th is National Quilting Day



## Progressive Border Exchange

What Goes Around, Comes Around in the Progressive Border Exchange mini-challenge which begins at the March General Meeting. This challenge continues for 4 months and each month another border is added to the central square. Four borders in all—then the project is returned to its original owner.

Participating members should bring their 12" to 18" square in a paper bag with no name on it to the March meeting. During the break we will exchange bags. We will return the squares in April with the first border attached.

**April:** Return the first bag, check off your name and pick up another bag. Put on the second border, following any special instructions included in the bag.


**May:** Bring the bag again, pick up another and add the 3rd border.

**June:** Exchange bags again. The 4th and final border is attached.

**July:** Return the completed projects at the General meeting and we will have a opportunity to view them. Original owners will get their blocks back. The results should be very interesting!

➔ **NOTE:** If you cannot attend one of the general meetings in the next 4 months of the Exchange, have a friend bring your bag, check off your name and exchange it for another bag. We will all look forward to the results of this exchange when it ends in July.

If you have any questions call Judy Gorrindo. Maggie Godwin has graciously volunteered to help with ideas for borders.



## Getting to Know You

### Meet Your New Officers, Part II

#### **Anne Braddock, 2nd Vice President and SCCQG Representative**

My interest in quilting was aroused by a quilt made for me by my Grandmother, then in her late 70's. Six years ago I took my first quilting class, to finish up some old squares begun by my mother when I was a child. They provided the impetus to get involved in an effort that is completely absorbing. I have never met a quilt I didn't like. My family moved from Washington, D.C. 27 years ago and both of my daughters live locally. The older daughter is expecting her first child in June and I'm to be a Grandmother for the first time. Yippee!

#### **Kathy Doughty, Recording Secretary**

I have been quilting for about 8 years. I enjoy designing quilt patterns on paper in my spare time and on the computer. My favorite quilts use the stained glass technique. I hope someday to make a large quilt similar to a stained glass window. My college studies keep me pretty busy right now, but I hope to finish my Ph.D. soon. (Kathy is a graduate student in solid state physics at UC Santa Barbara.)

#### **Barbara Maxwell, Treasurer**

As past president of our guild, Barbara has been very active in the Guild and continues to contribute her organizational skills as Treasurer and to the Santa Barbara Quilt Committee, among other activities. She has lived in Santa Barbara for 24 years and has been quilting for 7 years. Barbara has enjoyed sewing all her life...formerly a machine embroidery enthusiast, now an avid quilter.

## 1994 Guild Officers and Committee Chairs

**President:** Judy Gorrindo  
**First Vice President:** JoAnne Hankey  
**Second Vice President:** Anne Braddock  
**Recording Secretary:** Kathy Doughty  
**Corresponding Secretary:** Lynn Laughrin  
**Treasurer:** Barbara Maxwell

**Block-of-the-Month:** Marty Frolli & Zetta Hanna  
**Challenge Quilts:** Joanne Hankey  
**Community Projects:** Laura Alarid & Claire Hemke  
**Door Prizes:** Sherry Root  
**Historian:** Nancy Bauerle  
**Incorporation:** Mary VandenBerg  
**Librarian:** Gail Tinsley  
**Membership:** Joan Corson  
**Newsletter:** Lynn Laughrin  
**Newsletter Distribution:** June Brandon  
**Refreshments:** Diana Iler  
**Sales Table:** Audrey Damsky  
**Satellite Groups:** Ruth Walters

**SCCQG Representative:** Anne Braddock  
**Telephone:** Nola Ferguson  
**Welcoming Chairwoman:** Lee Carlson  
**Welcoming Committee:** Linda Estrada  
**Workshops:** Audrey Damsky  
**Brinkerhoff Ave. Events:** Ingrid Engmyr  
**Lemon Festival:** Open  
**1995 Natural Impressions Quilt Show:**  
Jan Inouye & Norah McMeeking  
**Nominations:** Open  
**Opportunity Quilts:**  
1994 Ticket Sales: Wanda Livermois  
1995 Construction: Maggie Godwin  
**Parliamentarian:** Open



**Coast Lines** is published monthly by the Coastal Quilters of Santa Barbara & Goleta, P.O. Box 6341, Santa Barbara, CA 93160. Newsletter contributions are due the first Wednesday of the month. Only material accompanied by a self-addressed, stamped envelope will be returned. For more information, please write the Newsletter at the preceding address or call Lynn, 962-6401.





# Ask Ima

## Ima Sew-Happy's Advice to Quilters

Dear Ima,

Oh, what have I done? I told Judy I'd participate in the "Blocks and Borders exchange", and I'll pick up a block to border at guild. The fanciest border I've ever put on was when I put TWO bands of whole cloth around my last top, instead of the usual one. I don't think I'll be able to get away with that for the next four months!

Challenged on Chapala

Dear Challenged,

First of all, I think you will find that you carefully observe quilts in books, magazines, and shows over the next few months as you look for ideas. Look through old copies of Quilter's Newsletter, looking for border ideas.

There are a number of good books (such as Sets and Borders, by Gwen Martian and Joe Cunningham), devoted to border treatments. Seminole patchwork works well for borders. Nine-patches, all strung together, make a terrific border. Think about applique - that vegetable fabric in the block just might be calling "Carrots!" to you. What about pieced blocks in the corners, with whole cloth in between?

You might want to consider the provided block as the center square in a pieced block, such as a log cabin or attic window. (And, if you've just turned it into an Attic Window, can you applique a cat or plant on the window sill?).

Surface techniques can add interest to borders. Think about prairie points, or Caryl Bryer Fallert's High Tech Tucks. This is a good time to try a Celtic design. What about a flower border using Joyce Schlotzhauer's Curved Two-Patch System?

Perhaps the best advice is to let the block speak to you. Leave it somewhere you can see it often for a few days and see what comes to you. You'll be surprised when a great idea comes to you in a dream, or while you're showering! (Don't laugh until you've tried it - it works for me!). But, most of all, HAVE FUN!

**Computer Bulletin Boards for Quilters** If you have access to Internet, either by direct connection or via your home computer's subscription bulletin board (i.e., Prodigy, Delphi, America On Line) there are bulletin boards especially for quilters! QuiltNet is a computer bulletin board mail service run by listserv for quilters who communicate via Internet. It was formed to discuss quilting, answer questions, share information, etc. Many of the mail files contain questions and answers about quilting, chatty discussions about sewing and life in general. The volume of mail files ranges from 150 to 400 messages per week. Here's how to subscribe if you have access to bitnet or internet. To subscribe:

send a message to

listserv@emuv1.cc.emory.edu (internet address)

or: listserv@emuv1.bitnet (bitnet address)

In the body of the message: SUBSCRIBE QUILTNET your full name .....continued on page 10



### Local Quilt Classes

Don't forget these classes are being offered locally. Invest now for a bright future in quilting.

#### Grant House Quilting Series

Maggie Godwin, instructor

Mar 11 & 18 Seminole Patchwork  
Mar 12 & 26 Amish (or Roman) Stripe  
Apr 23 & 30 Lone Star

### Preview of Spring Adult Education Classes

#### Beginning Patchwork & Quilting

April 16 Sat 9:30am-12:30pm  
Wake Center, Rm 2 Marti Frolli



#### Patchwork Landscapes - Part II

April 12 Tues 7-10pm  
April 13 Wed 9am - noon  
Wake Center, Rm 2  
(Not necessary to have taken Part I of this series)  
Norah McMeeking



#### Color in Quilts (Applied Color)

April 13 Wed 1-4pm  
Wake Center Rm2  
Maggie Godwin



#### Contemporary Quilts (One of Kind Quilts)

April 14 Thurs 7-10pm  
Wake Center, Rm 1 Maggie Godwin



#### Danish Hearts Workshop

April 30 One Saturday 9:00am - 4:00pm  
Wake Center, Rm 2 Norah McMeeking

## COASTAL QUILTERS Activities

Mar 9 General Meeting, 7:30pm  
Jeana Kimball, guest speaker, presents program on traditional appliqué.

Mar 14 Santa Barbara Quilt Mtg  
Barbara Maxwell's office, 7:30pm  
466 N. La Cumbre Rd.

Mar 16 Board Meeting, 7:30pm  
at the home of Judy Gorrindo,  
2420 Chapala, Apt. B, Santa Barbara

Mar 30 '95 Quilt Show Mtg  
Sharon Doye's home, 1832 Chapala, 7:30pm  
(see News Briefs, page 3 for agenda)

Apr 13 Workshop Machine Inlaying  
with Ellen Oppenheimer  
\* SAME DAY AS GUILD MEETING \*  
Goleta Community Center, 9am-3:30pm  
(Bring workshop supplies listed on page 1)

Apr 13 Guild General Meeting  
Ellen Oppenheimer, guest speaker 7:30pm  
Samarkand Community Center, 2550 Treasure  
Drive, Santa Barbara.

### Monthly Satellite Groups

Satellite Groups are small groups of Coastal Quilters who meet monthly in member's homes. The Feisty A Team, an appliqué group, has recently changed its meeting day to the fourth Friday of the month from 1-3 p.m. At present there are some openings in this group. If you would like to join this group, or any other group, or start a new group, contact Ruth Walters at 687-2709. Become a Satellite Group member— get to know other quilters, share information, swap fabrics, build quilts together. ...almost forgot, make new friends too!

Appliqué # 1	3rd Tuesday
Feisty A Team (appliqué)	4th Friday
The Cotton Club	3rd Tuesday
Loosey Goosey	3rd Monday
Comfort Zone	last Wednesday
Quilter's Dozen	4th Wednesday
Straight & Narrow	3rd Thursday

Coastal Quilters



## Quilt Shows

**Mar 12 & 13 Springtime in the Valley**  
Fresno County Fairgrounds Industry - Commerce  
Bldg. 10am-5pm

**Mar 18 Entries due Beverly Fabrics, Goleta**  
**Spring Challenge Quilt Contest**  
Store has entry blanks. Due by 5:00pm

**Mar 18-20 Voices in Cloth 1994**  
East Bay Heritage Quilters show  
Oakland Convention Center 550 Tenth St. Oakland

**Mar 19-20 Quilt Show of Glendale**  
Burbank Airport Hilton, Burbank  
Show, appraisals, auction, merchants, lectures,  
workshops

**Mar 22 The New Traditions:**  
**The Clover Needlecraft Lecture by**  
**Sandi Fox, 7:00pm** Lecture in conjunction with  
**QUILT NATIONAL '93** exhibit.  
Marvin Laser Recital Hall, Cal State Dominguez  
Hills, Carson, CA 90747 Free quilting tools  
available at lecture while supplies last.

**Mar 22-Apr 26 QUILT NATIONAL '93**  
International biennial quilt exhibit on display at the  
University Art Gallery, Cal State Dominguez Hills,  
Carson, CA. Gallery hours 9:30am to 4:30pm  
Mon-Thurs. Closed Mar 28-Apr 1 for campus  
Spring Break. 1000 East Victoria St. near junction  
of Harbor, Artesia and San Diego freeways.  
Parking \$1.50 campus parking lot.

**Mar 31 Entries due The All American**  
**Quilt Contest**, sponsored by Good House-  
keeping & Coming Home Theme: "If Quilts  
Could Talk" 1st prize \$10,000

**Apr 8 & 9 West Coast Mennonite Sale**  
**& Auction for World Relief**  
Fresno Pacific College, 1717 South Chestnut,  
Fresno, CA Quilt auction, quilt show, demo,  
crafts, antiques, etc.

**Apr 15 entries due Quilted Wall Hanging**  
**Contest**, sponsored by House of Fabrics. Contact  
store for entry blanks

**April 16 & 17 Quilt entries due**  
**Santa Barbara Fair & Exposition,**  
Earl Warren Showgrounds  
Pick up entry blanks at Guild meeting or at Fair  
Showgrounds. Fair open April 27 - May 1

**April 30 - May 1 Fantasea of Quilts**  
Casa Clemente Resort, San Juan Capistrano

**April 30-May 1 Bear Valley Quilters of**  
**Los Osos Quilt Fest**, South Bay Community  
Center, 2180 Palisades Ave., Los Osos Sat 10-5,  
Sun 10-4

**May 6-7 Vintage Quilt Exhibition**  
Quilts from 1800-1940 Benefit for Santa Barbara  
Museum of Art Education, Ridley-Tree Ed. Center  
at McCormick House, 1600 Santa Barbara St, Santa  
Barbara. 10am-5pm

**Jun 11 Santa Maria Valley Guild**  
**\* Gala Fashion Show & Luncheon \***  
Call Janet Holiday (805) 934-5085 for entry  
information (juried show)

**Jun 11 & 12 Udderly Fantastic**  
San Francisco Quilt Guild Show, Cow Palace  
Exhibition Bldg 1 SASE to: Mary Fischer c/o  
SFQG, P.O. Box 27002, San Francisco, CA  
94127

**Jun 17 & 18 Hats Off to Quilters**  
Los Angeles Quilters Guild Show 10am-5pm  
Florence Ave. Foursquare Church, 11457 E.  
Florence Ave, Santa Fe Springs, CA

**Jul 2 - Sept 4 VISIONS Quilts, Layers**  
**of Excellence** Museum of San Diego History,  
Balboa Park 10am-4:30pm  
Symposium Aug 9-16 Workshops  
LSASE (52¢) to Quilt San Diego 9747 Business  
Park Avenue #228, San Diego, CA 92131-1653

**Jul 10-14 Camp Watch-A-Patcher,**  
sponsored by Orange County Quilters Guild  
Resident or day camping, classe, programs.  
SASE (52¢) to Orange County Quilters Guild, P.O.  
Box 3108, Orange, CA 92665

**Aug 12-14 San Diego Quilt Show**  
SASE to P.O. Box 12600, El Cajon, CA 92022-  
2600

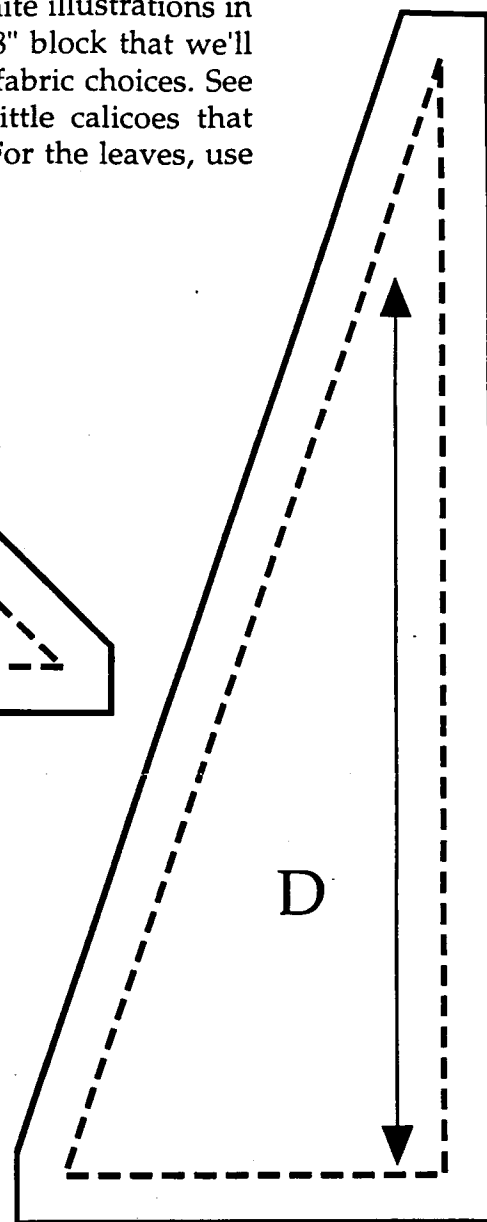
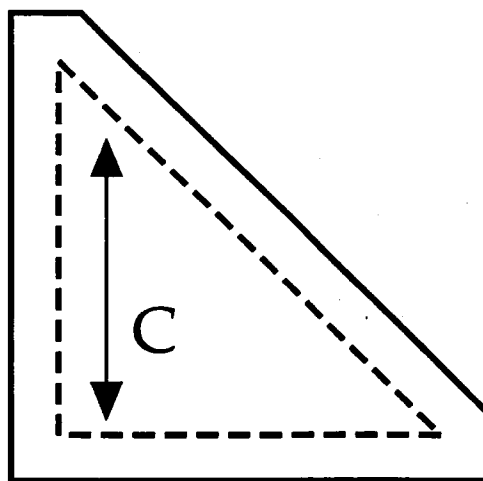
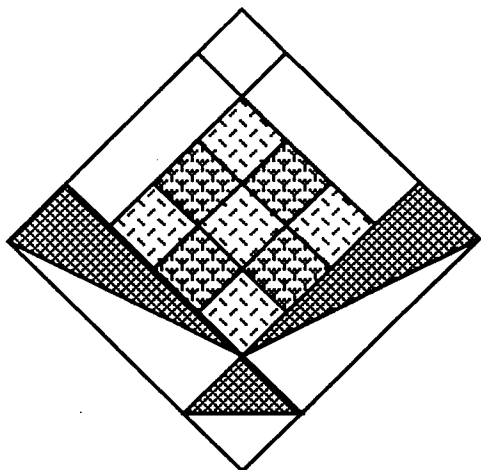
**Aug 27 Quilting by the Sea Memories**  
1st United Methodist Church  
1008 11th Street, Santa Monica, CA  
2 blocks north of Wilshire Blvd.  
SASE to: S.M.Q.G., Box 5514, Santa Monica,  
CA 90409

**Sept 29-Oct 2 Santa Maria Quiltfest**  
Teachers Janet Paluch, Arlene Stamper, Blanche  
Young & Judy Warren.  
Send a SASE to Sally's Quilt Quarters, 1765-B S.  
Broadway, Santa Maria, CA 93454

# Nosegay

8" pieced block (8-1/2" unfinished)

This floral block shines simply and sweetly from the black and white illustrations in Hall and Kretsinger's *The Romance of the Patchwork Quilt*. It's an 8" block that we'll turn on point. This little antique block suggests immediately the fabric choices. See that little nine-patch in the center? Here, use those precious little calicoes that Grandma used: pastels of blue, yellow, lavender, peach or pink. For the leaves, use medium greens. For the background, use a good quality muslin.



### Cutting

#### Flower:

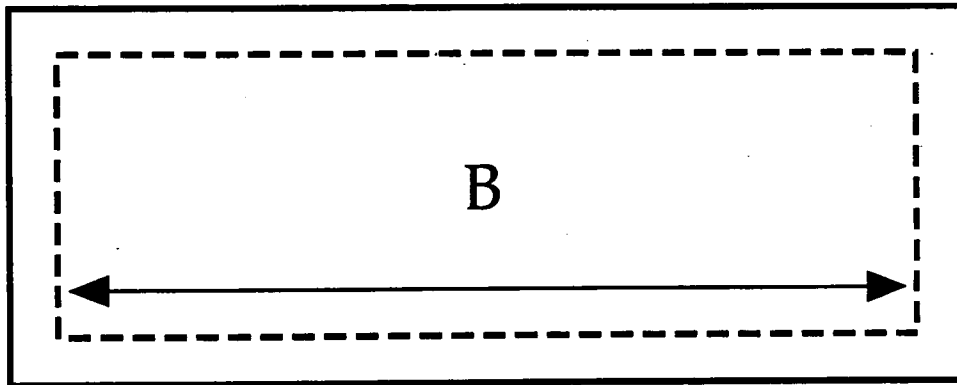
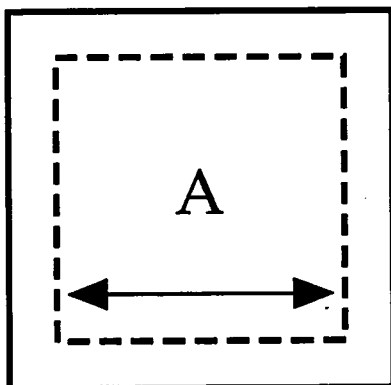
- ✂ Cut 9 A squares from various pastel prints. Use template A or cut squares 2"x2".

#### Leaves:

- ✂ Cut 1 C triangle from medium green.
- ✂ Cut 1 D triangle and 1 D-reversed triangle from medium green.

#### Background:

- ✂ Cut 1 A square from muslin. Use template A or cut square 2"x2".
- ✂ Cut 2 B rectangles from muslin. Use template B or cut rectangle 2"x5".
- ✂ Cut 1 C triangle from muslin.
- ✂ Cut 1 D triangle and 1 D-reversed triangle from muslin.



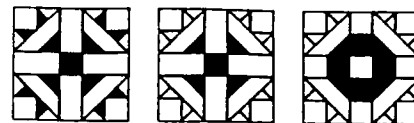
Bring finished block to **April** meeting. Questions? Call Marty Frolli 968-4781.

---

*Quilter's Tips*, begins this month with the following timely article, as many of us plan to go to quilt conferences around the country.

## How to Go to a Quilting Conference

by *Norah McMeeking*



Are you off to your first quilting "sleep over?" Have you been looking forward to this for years, but now don't quilt know where to begin? Is packing overwhelming? Having trouble deciding what fabric to bring? Afraid of getting lost in the shuffle?

**You paid a lot of money for this—it better be good!** You have an opportunity to spend several days with other people who love quilting. You will have access to some famous authors and quilters. The person at the next table may have traveled from South Africa or be the owner of a thriving quilt shop. You will see and have more good ideas than you can remember. Someone else will be doing the cooking, making the beds and hanging up the towels while you quilt. The phone will not ring. You are going to have a wonderful time. But be prepared for a few **learning experiences** at your first conference. Some things will be just the way you want them, others will take adjustment. Perhaps the pace will be too fast or too slow. Maybe the classes will be larger than you expected. Maybe you'll get tired or overloaded. You might feel rushed. You might eat too much—or not enough. You might hate the food. You might hate your roommate—or worse yet—your teacher. Under all these circumstances, the best thing you can do is to be flexible and keep your sense of humor. This will be easier if you are **well-rested when you arrive.**

**If you have a serious problem**, talk it over with the conference organizer. She wants you to be happy, but she needs to know your feelings and needs. Everything will be easier if you can travel and take classes with a friend. But not to worry if you are on your own—quilters are a notoriously nosy (and friendly and helpful) bunch and you *will* make friends at the conference. Everybody will be wearing a nametag and you can strike up a conversation about their hometown, whether they have been to the conference before, what classes they are taking, what floor are they staying on, and so forth. Before you know it, you will be waving hello to dozens of people.

Having a hard time deciding what fabric to take? Phone the conference organizers and ask their advice or for the teacher's phone number. Instructors want you to be prepared and happy with their class. Look for examples of the teacher's quilts in QNM and other quilting magazines to give you an idea of how they work. Save a little money to spend shopping at the conference. Some conferences have on-site vendors and others run shuttles to local shops. If no shuttle is available, there are bound to be carloads of shoppers heading out from the conference. Hitch a ride or use the conference bulletin board to find carpool partners.

Wondering what to wear? Comfort is important when putting in long hours at the machine. Loose fitting clothing that is neither too warm nor too cool is best for class. Conference rooms can get stuffy in a hurry, so wear removable layers for the most versatility. Comfortable shoes are a necessity too. Bring something waterproof to throw over yourself in case it rains, your hands will probably be too full to carry an umbrella. Bring one dress-up outfit for the banquet or show and tell. This is a chance to wear your quilter's clothes—those outfits that make non-quilters stare!

Here are some other suggestions to help things go smoothly. If you go to the classroom early, you have the best chance of getting a good place. Windows are at a premium. The ideal workspace would be near the teacher, by a window, on a aisle, next to the ironing board and the cookie tray. The teacher will move around the room, so don't despair if you are behind a pillar. Take good care of your sewing machine. Have it serviced before the conference. Take extra needles and a spare lamp. Be sure you take all the bits...don't leave the power cord plugged in at home. Flashlights are useful for security, for walking back to your room and for reading if you have a roommate. A folding luggage rack can make it easier to come and go to classes as long as you don't have lots of stairs to climb. Stacking bins for fabrics and supplies can be used with luggage racks and for storage underneath your workspace.

A large totebag can carry your mat, ruler, jacket and lamp. A smaller tote is useful for shopping at the conference. Fanny packs are popular at conferences as you can carry your room key, wallet and meal ticket in them while you keep your hands free for cafeteria trays, etc. Bring a small, or clamp-on lamp for extra light and take a white plastic table cloth to cover the bright green tablecloth at your work area. Even if it isn't green, the table color can interfere with your fabric choices. Your own heavy, multi-plug extension cord can save you hassle. If you can't bring your own chair, bring an extra pillow or two to sit on. Meeting room chairs are seldom the correct height for sewing. Get some peace in a noisy classroom by wearing a walkman and listening to your favorite tapes. Keep your creature comforts in mind—bring a covered water cup, discrete snacks, slippers, aspirins, a comb. Take some stationary supplies ... a small address book, pre-addressed stamped postcards to send to your buddies at home, some business cards to give to your new quilting contacts, return address labels to speed-up filling out forms at vendor stations. Bring your camera, film, journal and alarm clock. Take notes, make friends, be inspired and have fun! And, send *me* a postcard.



**Local stores:**

Discounts to guild members on presentation of CQ Guild Membership card.

- \* **Bettys Fabrics**  
821 State St., Santa Barbara, CA 93101 (805) 963-0311  
Mon-Sat 9:30-5:30, Sun 10-5 .....10% on quilting projects, Santa Barbara store only.
- \* **Beverly Fabrics, Inc**  
5624 Hollister Ave., Goleta, CA 93117 (805) 677-5355  
Mon-Fri 9:30-8, Sat 9:30-6, Sun 12-5.....10% off on quilting projects.
- \* **Beverly Fabrics, Inc.**  
East Victoria, Santa Barbara, CA (805) 963-5617  
Mon, Tues, Fri, Sat 9:30-6, Wed, Thur 9:30-9, Sun 12-5.....10% on regularly priced fabric.
- \* **Goleta Valley Paint**  
325 Rutherford St, Goleta, CA 93117 (805) 964-8787 Mon-Fri 8-5, Sat 9-5.....10% on everything.  
Wallpaper, Blinds, Paint, Furniture Refinishing Supplies and more.
- \* **Grant House**  
118 N. Milpas St. Santa Barbara, CA 93103 (805) 963-8956  
Bernina, Phaff dealer.....25% off all sewing machines & sergers, 10% off purchases over \$10.00.
- \* **House of Fabrics/So-Fro Fabrics**  
187 N. Fairview (Fairview Shopping Center) Goleta, CA 93117 (805) 683-4069  
Monday-Sat 9-9, Sun 11-6.....10% discount on fabric
- \* **Sabaco, Realtors** Gary Maxwell, and Barbara Maxwell, Brokers/Owners  
Property Management - Sales - Rentals Full Service Real Estate Office (805) 569-3066  
.....10% on commission
- \* **Mary VandenBerg, Certified Public Accountant**  
(805) 977-3964 Accounting, Tax Preparation, Automated Systems

**Tri-Counties Area**

- \* **Sally's Quilt Quarters**  
1765-B So. Broadway, Santa Maria, CA 93454 (805) 925-1888  
Mon-Fri 10-5, Sat 10-4.....Ask for Fabric Club Card, offers \$20 off fabric after \$200 regular price fabric purchases.
- \* **Baron's Fabrics**  
378 Carmen Dr., Camarillo, CA 93010 (805) 468-9846  
Mon-Fri 10-9, Sat 10-6, Sun 12-5 ....Customers must ask for discount before sale is rung up.
- \* **Fabric Depot**  
972 East Main St., Santa Paula, CA 93060 (805) 525-4556
- \* **Fabric Town, U.S.A.**  
2666 E. Main St., Ventura, CA (805) 643-3434,  
Mon-Fri 10-8, Sat 10-6
- \* **Fabric Well**  
3075 Saviers Rd, Oxnard, CA 93033 (805) 486-7826,  
Mon-Fri 9:30-8, Sat 9:30-6, Sun 11-5



**QUILTING SERVICES offered by Guild Members:**

Joan Sutton for hand quilting. Here is an opportunity to have your top quilted to perfection.  
Call Joan at 967-1810 or 562-4314.

Hmong needle artists will do hand quilting of your quilt top.  
Contact Anne Deran, a guild member, for more information. 687-9537

Joy Peckell machine quilts using a commercial quilting machine.  
Bedspreads, fabric and quilt tops. (805) 772-5505 or  
send SAE for brochure to: Joy Pickell, P.O. Box 1435, Morro Bay, CA 93443

## Guild Library

Coming soon ....new books for the Guild Library

### That Patchwork Place:

*Rotary Roundup*  
*Easy Machine Paper Piecing*  
*White on White Quilting Patterns*  
*The Quilter's Companion*  
*Fun with Fat Quarters*  
*Round About Quilts*  
*Appliquilt*

### Possibilities:

*Quilting Bees*  
*T♥L♥C Tender Loving Covers*  
*Deck the Halls*  
*Bunchies (hair ribbons)*

### 1994 Spring Quarter Gallery Exhibits Women's Center UC Santa Barbara

Gallery Hours: Monday-Friday, 9:00am to 5:00pm  
(805) 893-3778

Two textile exhibits of quilting that reflect current approaches to design and media.

**ELLEN OPPENHEIMER** Contemporary quilt artist  
March 28 - April 19th, 1994

Opening reception: April 12 5-8pm at the gallery

**WOMENSPEAK:** Quilters and weavers interpretive pieces from quotations by women. May 9 - June 10, 1994


Contact person: Jan Inouye, guest curator (805) 962-3498

### QUILT COMPUTER MAIL, continued from page 4

The default status will send you a copy of your postings, so it's not necessary to set a mail status.

QuiltNet is a VM-BASED listserv - some of the commands will be different from the commands used on

**Quilt@cornell.edu** (which by the way is another quilter's bulletin board in internet). Please read the message listserv sends when you subscribe. The message will give a few basic commands and tell you how to get help on the others. To get your mail in one file, once a day, you can subscribe to the 'digest' format. You lose a bit of the interactivity, but you save lots of time. It is also easier to roll past the messages that don't interest you. If you have any problems subscribing to QuiltNet after trying these directions, write to Becky Bruner at: [ISRLB@emuvml.cc.emory.edu](mailto:ISRLB@emuvml.cc.emory.edu) with about 30+ postings per day specific to quilting, with very few non-quilting related postings. If the generalized, chatty nature of QuiltNet is not enough quilting information for you, access to Internet should allow you to subscribe to **rec.crafts.quilting** This bulletin board was started last August by Diane Barlow Close: [close@lunch.asd.sgi.com](mailto:close@lunch.asd.sgi.com) It branched off from **alt.sewing** last August and has information specific to quilting with about 30+ postings per day with very few non-quilting related postings. It's Diane's baby and she worked hard to get it going. When a good topic is introduced, there is lots of interaction and the experts who read, but don't post will often make themselves known. Answers to your questions might come as a general posting or to your mailing address, so watch for both



Coastal Quilters of Santa Barbara & Goleta

P.O. Box 6341

Santa Barbara, CA 93160