

Coast Lines

Newsletter of the Coastal Quilters of Santa Barbara & Goleta, California

JANUARY, 1994

January 12 General Meeting - Ruth McDowell Presents "Progressions & Diversions: My Development as a Quiltmaker"

Ruth McDowell of Winchester, MA, will present an overview of her work via slide show from her earliest traditional quilts to her current art quilt projects. Ruth has been making quilts since 1972 and exhibiting her art quilts nationally and internationally since 1981. She is an experienced teacher and lecturer for guilds and symposia worldwide and author of *Pattern on Pattern*, Quilt Press

Digest, 1991. With more than 250 quilts to her credit, her work demonstrates a serious and sustained development as an artist of unique abilities. Earlier today, Ruth conducted a workshop for our guild, focusing on designing from nature. We are delighted to have Ruth McDowell here for both the workshop and lecture.

Letter from our President

Happy New Year Everyone! 1993 flew by, and now I'm looking at the awesome task of being President of the Coastal Quilt Guild. I feel very fortunate to have had such outstanding guild members who have led this organization in the past. I hope to continue the high-quality meetings that we have all come to know. My thanks to all the officers and board members of 1993 who helped make a smooth transition for the 1994 board.

1994 is shaping up nicely. We have scheduled a variety of guest speakers and programs that should enlighten and entertain us. Do you have a project that nags you to finish it? If the answer is "yes", February's meeting is for you. Bring your oldest and/or ugliest project to this meeting. You will be wonderfully surprised how many of us have work-in-progress-hidden-in-the-closet projects. Who knows, maybe a fellow stitcher will give you that creative suggestion that will inspire you into finishing it or you


can get rid of this burden and contribute it to the silent auction on February 9th.

There is so much available for us as guild members. I hope you are taking advantage of our library, the workshops, and sales table. Did you decide to participate in the organization of the 1995 Quilt Show, or the making of the Santa Barbara Quilt, making quilts for Samarkand, making quilts for our Community Project, or becoming a committee chairperson? I guarantee that this guild can keep you busy!

The board members and I want to hear from you. Let us know what you are thinking. This is *your* guild, help us take it in the direction that you want. I'm looking forward to a great 1994.

Always in stitches,

Judy Gorrindo

 Don't miss the Silent Auction February 9 ... Details on page three.

1994 Guild Officers

Judy Gorrindo, President
Joanne Hankey, 1st Vice President
Anne Braddock, 2nd Vice President
Kathy Doughty, Recording Secretary
Lynn Laughrin, Corresponding Secretary
Barbara Maxwell, Treasurer

Block of the Month: Marty Frolli & Zetta Hanna
Challenge Quilts: Susan Cochran
Community Projects: Laura Alarid &
Claire Hemke

Door Prizes: Sherry Root
Historian: Nancy Bauerle
Incorporation: Mary Vandenberg
Librarian: Gail Tinsley
Membership: Joan Corson
Newsletter: Lynn Laughrin
Newsletter Distribution: Judy Gorrindo
Nominations:

Opportunity Quilts
1994 Ticket Sales: Wanda Livernois
1995 Construction: Jean MacMillan &
Maggie Godwin

Parliamentarian:
Refreshments: Diana Ilyer
Sales Table: Audrey Damsky
Satellite Groups: Ruth Walters
SCCQG Representative: Anne Braddock
Telephone: Nola Ferguson
Welcoming Chairwoman: Lee Carlson
Welcoming Committee: Linda Estrada
Workshops: Anne Braddock & Audrey Damsky
Brinkerhoff Ave. Events: Ingrid Engmyr
Lemon Festival:
1995 Natural Impressions Quilt Show: Jan Inouye
& Norah McMeeking

The presidency was then passed to Judy Gorrindo, 1994 Guild President.

Norah McMeeking thanked all who helped her with programs in the past year and presented a gift to Suzy Carter, who has arranged meeting room set-up and clean-up for each meeting in 1993. Santa arrived! He had seen the TV program and stopped by to thank the guild for Transition House Quilts. He left a bag of candy and wished all a Merry Christmas.

Norah introduced 2 mixer games: guessing the quilt block pinned to one's back and the sharing of 2 fat-quarters of fabric with other members. During the break several members paid their 1994 dues, visited, and sampled delicious goodies at the dessert table.

The 1994 Opportunity Quilt was presented by Zetta Hanna, a member of the Guild's First Applique Group.

Block of the Month awards were given to members completing 12 or more blocks during 1993.

Thirteen members qualified for the drawing. 292 blocks had been made in 1993! Winners were Janet Berlin, Faradeh Maho, and Nancy Hori who received gift certificates from Betty's Fabrics.

The Door Prize Drawing was conducted by Lee Carlson for a decorated tee shirt donated especially for the party. Colby Kline was the winner.

A Sing-Along "The Twelve Blocks of Christmas" was conducted by Kathy Doughty.

Nine members contributed to *Show and Tell*, including Barbara Maxwell who made a toy elephant using a pattern from Yoop Smits who visited us in from The Netherlands.

December brought in 43 Christmas Tree blocks which were divided into 3 sets and won by Marjorie Hall, Nancy Hori, and Jana Julian. Marty Frolli, the '94 Block of the Month Chairwoman demonstrated the January Block "Grandmother's Choice".

The meeting was adjourned at 9:30pm

from Minutes submitted by
Zetta Hanna, Recording Secretary

Guild General Meeting Highlights December 8, 1993

December's general Meeting was attended by approx. 110 members and 3 guests, including former member Ellie Wright. Out-going President Barbara Maxwell announced that the Guild was mentioned twice on KEYT-TV that day for its gift of quilts to Transition House.

Claire Hemke, Community Projects, introduced Jill Cordover, Ph.D. Executive Director of Transition House. The Guild presented her with 40 large quilts, 8 baby quilts and 6 clutch balls for the facility. Jill thanked us warmly for the quilts and spoke about the efforts of Transition house to help people in need.

Barbara reminisced about the past 2 years of her presidency, and thanked each member of the Board for their support. She presented thank you gifts to her officers and in return was presented with a quilt pieced from autographed blocks made by members.

Board Meeting December 15, 1993

The last Board Meeting of the year was hosted at the home of President Barbara Maxwell who held a potluck dinner for '93 and '94 board members. There was an opportunity for last year's Board members to pass on materials and advice to the '94 Board.

Newsletter Contributions due by
1st Wed of month. Mail Coastal
Quilters, P.O. Box 6341, Santa
Barbara, CA 93160 Attn Newsletter
or call Lynn 962-6401

SPECIAL THANK YOU NOTES:

Thank you to Carol Boyce who set the blocks and Harriet Berk who machine quilted the presentation quilt for Barbara Maxwell, 1993 Guild President. The quilt carried the names of each contributor of a block.

Claire Hemke writes: "Well we did it ladies -- 40 plus quilts for Transition House! Thank you so much for your support. I would like to say special thanks to the following people: Joan Sutton for storage, Marie Finch and Joan again for helping me sew on the labels where needed; Sherry Root and Ann Braddock for organizing the quilting bees; the Seventh Day Adventist Church; and Gail Tensley for helping decide who we should support in 1993. If I left anyone out please forgive me. We all need a big hand for our work. It took more than "2 hours to make"again, a project well done." The 1994 Community Project will be lap-size quilts and baby quilts. Recipients have not been decided yet and no specific sizes. Happy Stitching!

Claire

A special thank you to June Brandon who made and contributed the 6 adorable clutch balls presented to Transition House.

Thank you to Joops Smits for sending her pattern for the toy elephant. The pattern will be added to the Guild Library.

Very Special Thanks to the twelve members of the First Appliqué Group who made the 1994 Opportunity Quilt... Zetta Hanna, Melody Bollay, June Brandon, Lee Carlson, Kay Hunt, Helena Kennedy, Wanda Livernois, Mary Main, Shirley Ofria, Irene Parker, Cathy Rampton, Lena Scarfeld. The beautiful Baltimore Album quilt was hand appliquéed and hand quilted. Patterns came from the Elly Sienkiewicz book on Baltimore Quilts. It is an outstanding piece of work and a credit the Appliqué Group!



Thank you to the 1993 Board for their work on Incorporation for the Guild.

Norah McMeeking writes: As I leave office as vice president, I want to tell all of you how much I have appreciated your enthusiasm and support over the years. Never once have I asked someone for help and been refused. Many of you have pitched in in small ways to make the meetings run smoothly by holding quilts, carrying in stuff, modelling clothing, and changing projector bulbs--all at the very last moment. You have shared quilts during Show and Tell and been brave enough to be in a Members Showcase. You have brought in donations for our Silent Auction and spent money on other fundraisers. I'm confident you will bestow the same generosity and help to JoAnne Hankey as she takes over. Have a wonderful year.

Norah

SILENT AUCTION in FEBRUARY

Our annual Silent Auction will once again provide us with an opportunity to reorganize our sewing rooms and closets, clearing them of no-longer-wanted items that someone else is sure to covet. "One-man's treasure..." Your lengths of fabric, bag of fabric scraps, thread, notions, gadgets, devices, sewing aids, patterns, magazines, books, yarn, glue gun, quilt hoop, batting, backing, stuffing, and whatever no longer appeals to you will be snapped up by other quilters at very affordable prices, benefitting the Guild in the process. Bring your castoffs and your checkbook; it's a fun occasion.

REMINDER: Bring you old, or ugly or unfinished projects to the February meeting.

1994 PROGRAMS...SPEAKERS RUN THE GAMMET

1994 will be a year filled with interest for guild members. We will have classes for fans of hand appliqué, those who only sew with a machine, and everyone in between. We will work on paper and on cloth. We have traditional masters and avant guard artists who share the common trait of being great speakers and teachers. Two teachers who specialize in nature quilts will visit us, beginning with Ruth McDowell in January. Ruth's quilts are classical pieced landscapes and floral designs with a twist. Her stunning works are in the mainstream of both quilting and fine art. Ruth is an effective and coherent teacher, very sensitive to her students.

MARCH: Still rooted in natural themes, but with a change of focus, our March speaker will be author Jeanna Kimball from Salt Lake City. Jeanna's specialty is traditional hand appliqué, especially green and red quilts. Jeanna's talk and class will inspire us with the myriad possibilities of appliqué and sharpen our skills so our Santa Barbara Quilt will win another ribbon for us!



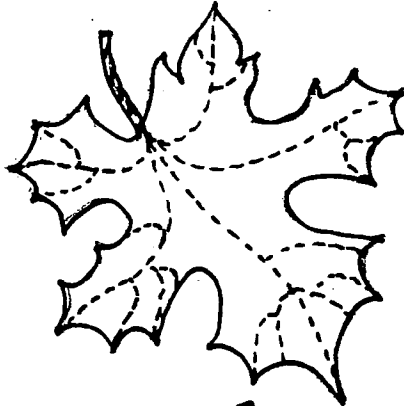
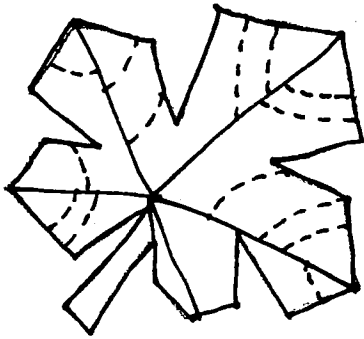
APRIL: In April we'll fly off the edge of the world with Ellen Oppenheimer, whose quilts are totally modern, colorful, and exquisitely made. Her specialty is machine in-laying which makes very complicated piecing possible.

MAY: The nature quilts of Erika Carter, who will visit in May, are more abstract and more geometrical. They present another interpretation of the pieced landscape. Many of Erika's quilts have been published in recent magazines and her work regularly appears in the Quilt National Show. She has just begun to teach and we are among the first groups to have engaged this rising star of the quilt world as a teacher.

JUNE: Judy Dales, who visits in June from New Jersey, finds both natural and abstract designs that intrigue her. A very versatile quilter, only her fine sense of color gives away her quilts. She is an organized and effective teacher whose work ranges from traditional to contemporary.

SEPTEMBER: Then back to the garden in September with southern California's Pat Scoville and her beautiful pieced rose quilts. The only thing missing here is the beautiful fragrance. Pat mixes traditional and contemporary techniques to bring realism to the bloom.

--Norah McMeeking



The Well-Tempered Template

Educational materials, published monthly as part of the Coastal Quilters Newsletter, Santa Barbara and Goleta, CA

.....January 1994

REVIEW OF COLOR THEORY

Attend Maggie Godwin's "Color in Quilts" classes Part I and II for a comprehensive study of color theory as it applies to fabrics.

HUE is the name of a color.

The primary colors are Red, Yellow and Blue.

All other colors are made from these colors.

VALUE is the degree of light or darkneses of the color.

Dark values are created by adding black pigments and they are called shades. Light colors or tints, are created by adding white.

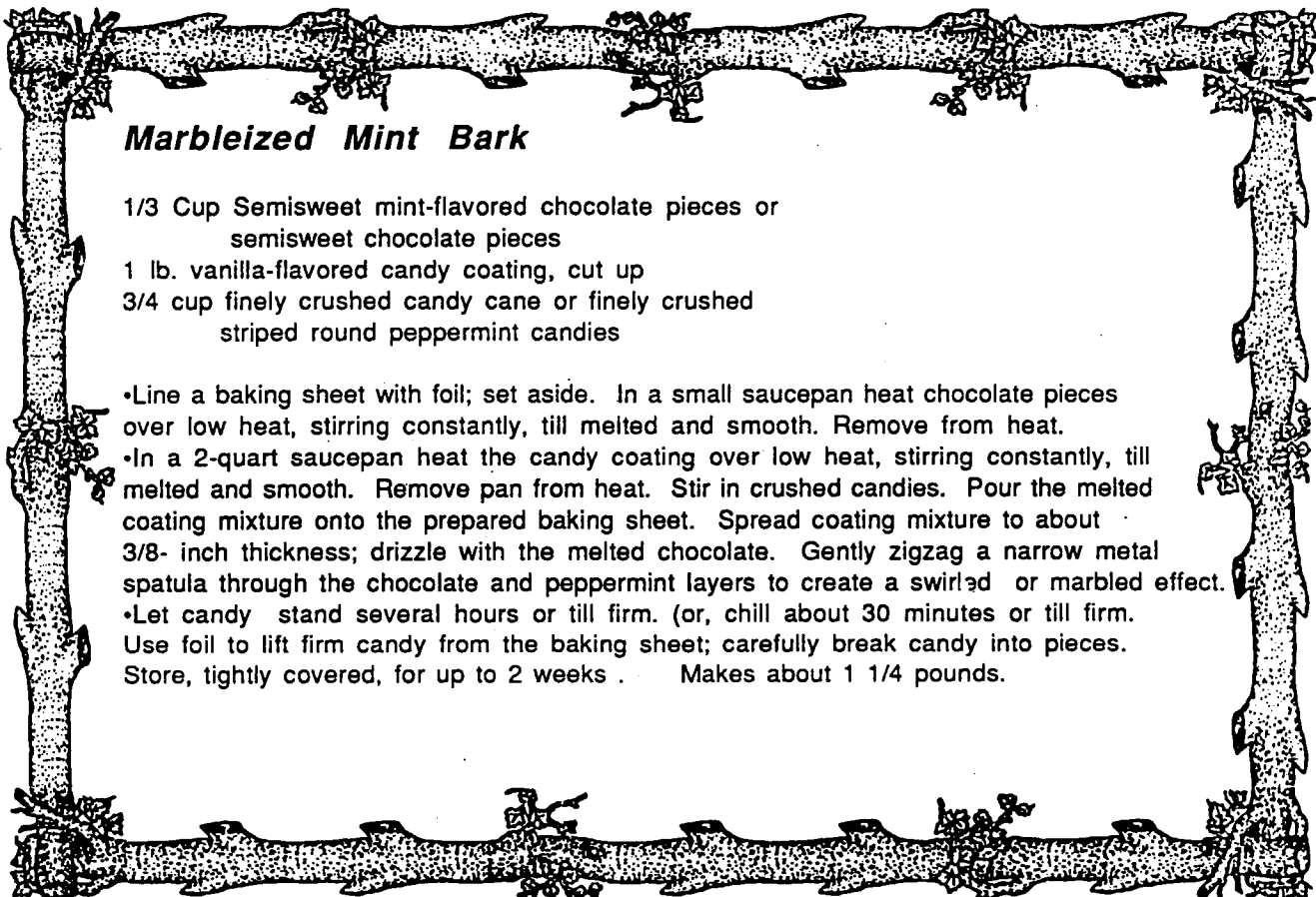
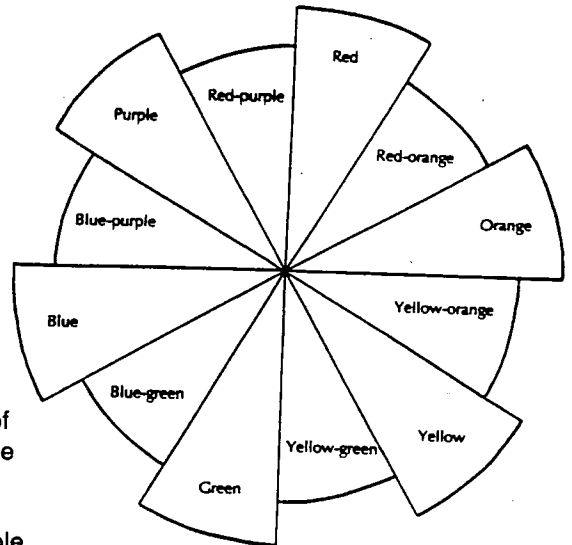
INTENSITY is the purity or saturation of a color.

Adding grey reduces the intensity of a color, therefore, we call it a tone. Warm colors on the right side of the color wheel appear to advance when used in a scheme, whereas, the appearance of recession or depth can be achieved by using cool colors on the left side of the color wheel.

Monochromatic means one color. A blue color scheme, for example, could include many shades and tints of that color.

Complimentary colors are found on opposite sides of the color wheel, such as red & green, blue & orange, purple & yellow.

Analogous colors are next to each other on the color wheel, such as blue, blue-purple & purple.



Marbleized Mint Bark

1/3 Cup Semisweet mint-flavored chocolate pieces or semisweet chocolate pieces
1 lb. vanilla-flavored candy coating, cut up
3/4 cup finely crushed candy cane or finely crushed striped round peppermint candies

- Line a baking sheet with foil; set aside. In a small saucepan heat chocolate pieces over low heat, stirring constantly, till melted and smooth. Remove from heat.
- In a 2-quart saucepan heat the candy coating over low heat, stirring constantly, till melted and smooth. Remove pan from heat. Stir in crushed candies. Pour the melted coating mixture onto the prepared baking sheet. Spread coating mixture to about 3/8- inch thickness; drizzle with the melted chocolate. Gently zigzag a narrow metal spatula through the chocolate and peppermint layers to create a swirlad or marbled effect.
- Let candy stand several hours or till firm. (or, chill about 30 minutes or till firm. Use foil to lift firm candy from the baking sheet; carefully break candy into pieces. Store, tightly covered, for up to 2 weeks. Makes about 1 1/4 pounds.



Ask Ima

Ima Sew-Happy's Advice to Quilters

Dear Ima:

During the holidays I came down with the machine appliqué bug. Do you have a remedy for securing the fabric while machine quilting the edges?

Sleepless on Salsipuedes

Dear Sleepless:

Try tiny sequin pins or one of the lightweight fusible bonding fabrics like wonder-under. I heard of a new method: lay a piece of fusible thread just under the edge and secure with heated iron. This should hold the appliqué piece in place while you stitch around the edges. It avoids the typical stiffness in the center. You might even try stuffing your appliqué from the backside, trapunto-like. But don't use this for the Block-of -the-Month; it's more of the traditional variety.

Please send your quilting questions to Ask Ima, c/o Newsletter, P.O. Box 6341, Santa Barbara, CA 93160.

Ima needs helpers to find answers to quilting questions. If you are interested in assisting, please drop us a note.

Wanted: Lots of stencil plastic is needed for templates, either free or at low cost for a guild project. Do you know of a source? Please call 962-6401.



Block of the Month



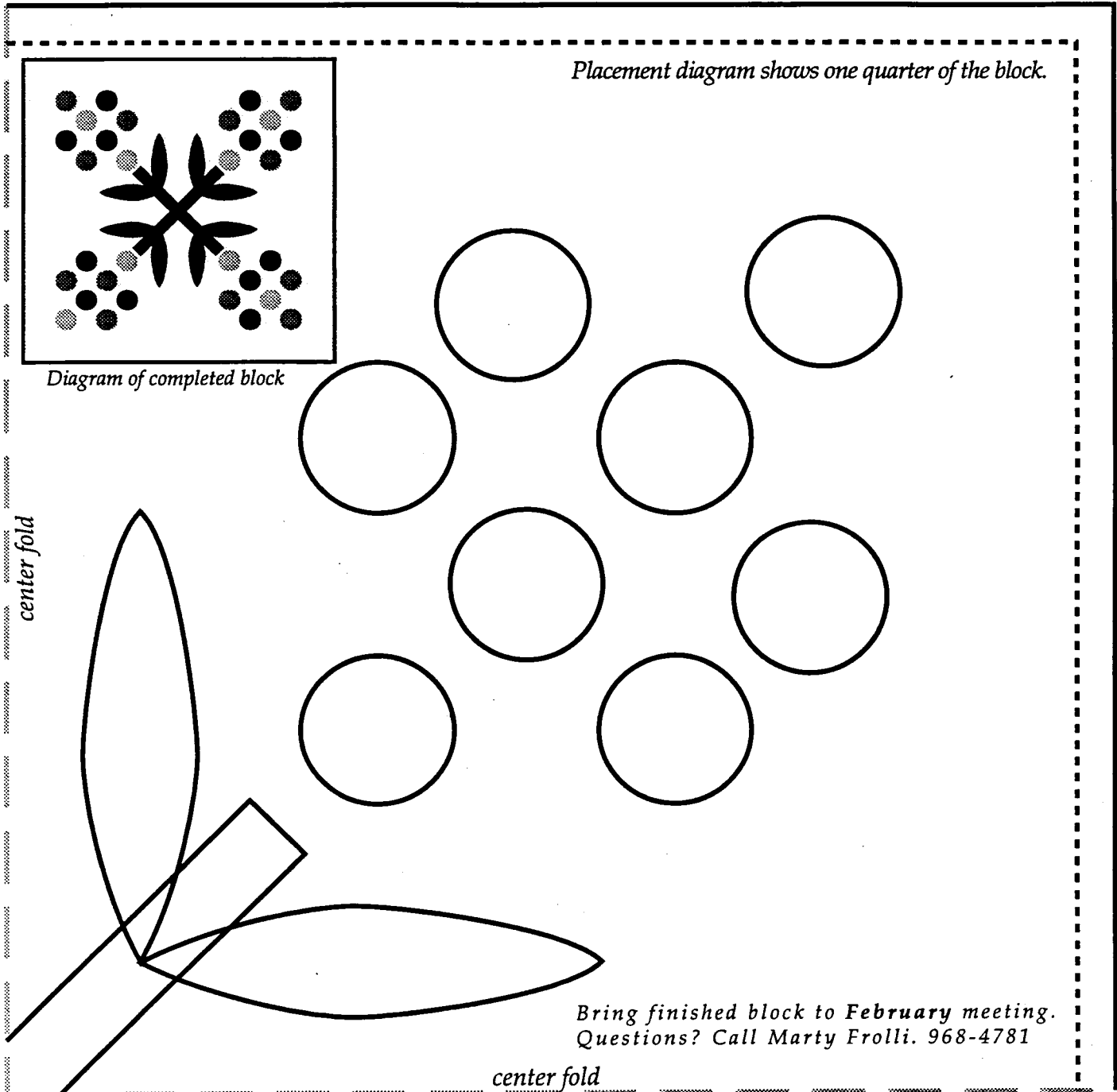
Cherries

Did George Washington really cut down the cherry tree?

Fabric: For the cherries use various prints or solids from deep to bright reds. You may also add in a blushing peach. For the leaves and stems use prints or solids in medium to dark greens. For the background think about all the white marble and stone in Washington, D.C. and use a marbled print or something similar from white to pale gray.

Background: The block when finished is 14" (14-1/2" with seam allowances). To allow the winner of the blocks a little wiggle room, cut the background 16" square. The winner can then trim all the blocks to size. Trace appliqué placement lightly on background fabric.

Appliqué: You can make perfect cherry circles! Cut a circle template from cardboard 1" in diameter. Trace template on wrong side of cherry fabric. Cut fabric cherry out leaving a small turn under allowance. Place cardboard template on wrong side of fabric cherry. Take small stitches all around edge of fabric in the turn under allowance. Pull thread taut and knot. Press. Use this same method to make perfect leaves. Appliqué leaves first, then appliqué stems over leaves. For stems, cut two bias strips 1" wide x 5-1/2" long. Cross the two stems at the center of block.



*Bring finished block to February meeting.
Questions? Call Marty Frolli. 968-4781*



Your 1994 membership dues are now due. Please use the membership form on the back page of this newsletter ... **Opportunity Quilt Tickets** are now on sale ... **Samarkand residents** may attend Coastal Quilters Guild meetings for free. Parking at Samarkand is limited in the parking lot. Arrive early. Additional parking is available on the right side of the entrance driveway and on Treasure Drive. ... **New members** will receive courtesy phone calls informing them of general meetings for the first six months of membership ... The guild has many **old quilt**

magazines. Would you like to continue to maintain them in the library or put them in the Silent Auction? Contact Gail Tinsley, Librarian, before the Silent Auction February 9. 685-7222 ... Pick up **Challenge Quilts** which were shown at the Lemon Festival and Goleta Library from **Zetta Hanna** after January 8th, 967-3296 ... **Hand Quilting by Guild member Joan Sutton** - Here is a great opportunity to have your quilt top hand-quilted to perfection! Joan has experience and expertise to finish your quilt. Call 967-1810 or 562-4314 ... **Hmong needle artists** will do your hand quilting. You supply the completed top, batting, back and thread, basted and marked with quilting design. These artists have had successful collaborations with Amish quilters in Pennsylvania and are available to do your hand quilting locally in Santa Barbara. Contact Guild member **Anne Deran** at 687-9537.



JANUARY BIRTHDAYS

Penny Kapousouz	2	Rachel Kharrazi	23
Jane Manasse	4	Gail Tinsely	23
Martha Adams	9	Pat Yamada	29
Audrey Damsky	19	Pat Masterson	30
Nancy Bauerle	23		

USEFUL TELEPHONE NUMBERS

Block-of-the-Month: Mary, 968-4781, Zetta, 967-3296
Opportunity Quilt Tickets: Wanda, 962-4247
Workshops: Anne, 687-4228, Audrey, 682-6670
Satellite Group Coordinator: Ruth, 687-2732
Newsletter Contributions: Lynn, 962-6401



Local Classes and Workshops

Adult Education Classes:

(\$6 optional materials fee unless otherwise specified)



THE PATCHWORK LANDSCAPE

Explore the patchwork landscape using modern techniques, tools, sewing machine. We'll discuss works of contemporary designers and complete projects based on patterns, strip-piecing methods and original student designs. Learn accurate drafting and pattern making, emphasize problem solving and simplification, effective use of color, texture and value. All levels welcome.

Jan 11 (12 Tues) 7-10pm,
Rm 2, Wake Center.

"The Patchwork Landscape"
Norah McMeeking, instructor.

Jan 19 (11 Weds) 9am-noon,
Rm. 2, Wake Center.

"The Patchwork Landscape"
Norah McMeeking, instructor.

COLOR IN QUILTS

All level of quilting experience welcome.

Part I Explore color as it relates to quilting. Enhance your ability to make quilt-making decisions by studying and understanding hue, value, harmonies. Weekly color experiments.

Part II Explore color theory, illusions of sparkle, glow, luster, 3-D and color-blending. No prior color study required.

Jan 12 (12 Weds) 1-4pm,
Rm. 2, Wake Center.

PART I: "Color in Quilts"
Maggie Godwin, instructor.

Jan 13 (12 Thurs) 7-10pm
Rm. 1, Wake Center.

PART II: "Color in Quilts"
(not necessary to take PART I first)
Maggie Godwin, instructor.

Mar 5 (1 Sat) 9am-4pm
Rm 2, Wake Center

"Chief's Blanket Quilt Design"
Norah McMeeking, instructor.

Events in California

Jan 15 *Meeting of Southern California Council of Quilt Guilds*

Jan 15-16 *10th Annual Inland Empire Quilters Guild Showcase*, Ben H. Lewis Hall, Riverside Convention Center, 3443 Orange Ave, Santa Ana, CA

Jan 22-23 *A Gathering of Quality Quilts*, Quilt show sponsored by Friendship Square Quilt Guild. UFCW Auditorium, 8550 Stanton Ave, Buena Park, CA. (one block east of Beach Blvd. & Knotts Berry Farm on corner of Stanton & Crescent)
Sat. 10am to 5pm; Sun 10am to 4pm.
free parking, admission \$4.00

Feb 4-5 *Quilted Treasures from the Heart*, Cotton Patch Quilters Guild Show, Kern County Fairground, 1142 S. P. Str. Bakersfield, CA. (805) 664-1028.

Feb 12-13 *Reflections of our Heritage III*, Afro-American Quilts of Los Angeles, The Broadway Crenshaw Dept. Store, 4101 S. Crenshaw, LA.

Feb 26 & 27 *Reach for the Stars*, South Bay Quilters Guild, Torrence Recreation Center, 3341 Torrence Blvd, Torrence, CA. Guest expert: Margaret Schucker. Call Anna Clifton (310) 768-8561

May 6-7 *Vintage Quilt Exhibition*, Benefit for Santa Barbara Museum of Art Education, Ridley-Tree Ed. Center at McCormick House, Santa Barbara, CA.

Guild Events

Jan 12 Workshop by Ruth McDowell,
"Designing from Nature" 9:00am-3:30pm,
Goleta Community Center.

Jan 12 General Meeting, 7:30 pm
Samakand, 2550 Treasure Drive, Santa Barbara.
Guest Speaker: Ruth McDowell "Designing From
Nature"

Jan 19 Board Meeting, 7:30 pm
at the home of Judy Gorrindo, president, 2420
Chapala, Apt. B, Santa Barbara.
Discuss 1994 guild activities.

Jan 26 '95 Quilt Show Mtg, 7:30pm
Lee Carlson's house, 224 Pebble Hill Place 964-
1050.

Jan 24 Santa Barbara Quilt Mtg at Barbara
Maxwell's office, 7:30pm,
466 N. La Cumbre Rd, Santa Barbara.

Feb 10 General Meeting, 7:30 pm
Samakand, 2550 Treasure Drive, Santa Barbara.
**Silent Auction & Old, Ugly or
Unfinished projects.**



Members Make News

The newsletter wants your participation for up-
coming special features.

February will be **History Month**. In
February the newsletter will "remember" old-
time quilts and quilters, especially those in our
own families.


Participate in the newsletter feature story by
sending a short description (3 to 4 sentences)
about a memorable family quilt or an old-timey
quilt that touched your heart. Please give
approximate date and maker of the quilt you are
describing, if possible.

March will feature a **Special Edition of
Quilter's Tips**. Participate by sending in
special sewing tips, quilting advice, or describe
how you solved a particularly perplexing
problem.

Mail to Coastal Quilters Newsletter

Help Wanted '95 Guild Quilt Show
Positions need to be filled for Guild Show.
Vendors
Special Events
Catalog Advertizing
contact Norah McMeeking

.....



Monthly Satellite Groups

Appliqué # 1	3rd Tuesday
Feisty A Team (appliqué)	4th Monday
The Cotton Club	3rd Tuesday
Loosey Goosey	3rd Monday
Comfort Zone	last Wednesday
Quilter's Dozen	4th Wednesday
Straight & Narrow	3rd Thursday

If you would like to join a group or start a new
group, contact Ruth Walters.

Contests

Mar 31 Entries due for **The All American
Quilt Contest**, sponsored by Good
Housekeeping & Coming Home. Theme: "If
Quilts Could Talk". 1st prize \$10,000.

Apr 15 entries due for **Quilted Wall
Hanging Contest**, sponsored by House of
Fabrics. Contact store for entry blanks.

April Santa Barbara Fair & Exposition, Earl
Warren Showgrounds. (More on this event next
month)

Mar 18-20 *Voices in Cloth 1994*, East Bay
Heritage Quilters show. Oakland Convention
Center, Oakland, CA.

Mar 19-20 *Quilt Show of Glendale*,
Burbank Airport Hilton, Burbank, CA. Show,
appraisals, auction, merchants, lectures,
workshops.

June 11 *Santa Maria Valley Quilt
Guild * Gala Fashion Show & Luncheon **
Call Janet Holiday (805) 934-5085 for entry
information (juried show).

Merchants & Services

Discounts to guild members on presentation of CQ Guild Membership card.

•Bettys Fabrics

821 State St., Santa Barbara, CA
93101 (805) 963-0311
Mon-Sat 9:30-5:30, Sun 10-5
.....10% on quilting projects, Santa Barbara store only.

•Beverly Fabrics, Inc

5624 Hollister Ave., Goleta, CA
93117 (805) 677-5355
.....10% off on quilting projects. Mon-Fri 9:30-8, Sat 9:30-6, Sun 12-5

•Beverly Fabrics, Inc.

East Victoria, Santa Barbara, CA
(805) 963-5617
Mon, Tues, Fri, Sat 9:30-6, Wed, Thur 9:30-9, Sun 12-5...10% on regularly priced fabric.

•Grant House

118 N. Milpas St. Santa Barbara, CA
93103 (805) 963-8956
Bernina, Phaff dealer.....25% off all sewing machines & sergers, 10% off purchases over \$10.00

•Sally's Quilt Quarters

1765-B So. Broadway, Santa Maria, CA 93454 (805) 925-1888
Mon-Fri 10-5, Sat 10-4.....Ask for Fabric Club Card, offers \$20 off fabric after \$200 regular price fabric purchases

•Baron's Fabrics

378 Carmen Dr., Camarillo, CA 93010
(805) 468-9846
Mon-Fri 10-9, Sat 10-6, Sun 12-5
.....must as for discount before sale is rung up

•Fabric Depot

972 East Main St., Santa Paula, CA
93060 (805) 525-4556

•Fabric town, U.S.A.

2666 E. Main St., Ventura, CA
(805) 643-3434
Mon-Fri 10-8, Sat 10-6

•Fabric Well 3075 Saviers Rd, Oxnard, CA 93033 (805) 486-7826
Mon-Fri 9:30-8, Sat 9:30-6, Sun 11-5

•House of Fabrics/so-fro fabrics

187 N. Fairview (Fairview Shopping Center) Goleta, CA 93117
(805) 683-4069 Monday-Sat 9-9, Sun 11-6.....10% discount on fabric

•Goleta Valley Paint

325 Rutherford St, Goleta, CA 93117
(805) 964-8787 Mon-Fri 8-5, Sat 9-5...10% on everything. Wallpaper, Blinds, Paint, Furniture Refinishing Supplies and more

•Sabaco, Realtors Gary Maxwell, and

Barbara Maxwell, Brokers/Owners
Property Management - Sales - Rentals
Full Service Real Estate Office (805) 569-306610% on commission

•Mary Vandenberg, Certified Public Accountant

(805) 977-3964 Accounting, Tax Preparation, Automated Systems

Customer Service

Order copies of new and old machine manuals; inquire about parts availability, local dealers. Ask questions about your model machine.

Baby Lock	800-422-2952
Kenmore	call local dealer
*Singer	800-877-7762
*Bernina	800-350-1630
Brother	908-356-8880
Phaff	call local dealer
Elna	800-848-3562
New Home	800-631-0183
*Viking	800-358-0001
Juki	310-325-5811
White	216-252-3300

* free video describes top-of-line models



MEMBERSHIP APPLICATION

The membership year is January to December. Coastal Quilters Guild membership dues for 1994 are \$20, and are not prorated. December and January are the months for 1994 membership renewal.

Name _____


Address _____

City _____ State _____ Zip _____

Birthday (month) _____ Day _____

Occupation _____

Please make \$20 check payable to Coastal Quilters Guild and mail to P.O. Box 6341, Santa Barbara, CA 93160, Attn: Membership.



Coastal Quilters Guild
P.O. Box 6341
Santa Barbara, CA 93160