

COAST LINES

Coastal Quilters Guild

P.O. Box 6341, Santa Barbara, CA 93160

Coastal Quilt Guild Officers are -

President	Barbara Maxwell
Vice Pres.	Norah McMeeking
Vice Pres. Ass.	Kathy Doughty
Recording Sect.	Zetta Hanna
Treasurer	Laura Alarid
Corresponding Sect.	Suzy Carter

August 1993 Coast Lines

August

Quilts and Books: A Fine Combination

Thanks to all the generous Guild members who will be sharing their favorite quilting books and their creations as well. We hope you will be inspired and encouraged to get that project past the thinking stage and into the doing stage. And if you enjoy just looking and thinking, there will be plenty of books to get you started. Our thanks to Chaucer's Bookstore owner Mari Curley and to Doug Pilkington of Betty's Fabrics for supplying books to us.

A GIANT THANK YOU TO OUR CASHIERS for pitching in this evening .

September: "Favorite Things," Coastal Quilter's Guild Challenge hosted by the ever amusing Susan Cochran. Make a quilt and be part of the fun! Prizes and participation awards will be given tonight and you'll be able to vote for your favorite "favorite!"

October:

Christen Brown Makes Garments that Glow with an Inner Light

Wearable artist Christen Brown of Escondido will enliven our October meeting with her talk "Embellished to the Point of Explosion."


Nationally known for her dazzling garments, Christen has taken part in many juried and invitational shows. A hoarder of fabric, she adds buttons, baubles, and beads to her collection. Her one-of-a-kind garments range from the romantic to the flamboyant. You will find her work both technically impressive and beautiful too.

Mardi Gras Vest Workshop, Thursday

In this workshop Christen will show you how to embellish a garment with stitchery—random quilting, machine applied trims, puzzle Pieced fabric scraps—all enhanced with hand worked cording, shisha mirrors, embroidery and beading. Sign-up early to avoid disappointment.

This is important, please take time to read it

Report to the Guild by the 1995 Show Committee



The Quilt Show Committee has held two meetings where we discussed the 1991 show and began to make plans for the 1995 show. There was much discussion of the 1991 show and the President has requested a report on that show and a report on our plans for the 1995 show. The following is based on the printed program, meeting notes, and the final Treasurer's Report from Sandi Globus.

Background

Held in Fleischmann Auditorium of the Museum of Natural History, "Natural Impressions" was a benefit for the Museum, co-sponsored by the Museum League, which supplied all the seed money and allowed us free use of the Museum facilities for storage, planning and hanging the show. In addition, our association with the League gave us legal status as an official Museum function entitling us to coverage by the Museum's insurance policy. The Museum League secured the support of the Museum Director who instructed the staff to assist us whenever they could and gave us access to Museum resources. Coastal Quilters handled everything to do with the exhibit—entry rules, exhibit planning and execution, signage, docents and so on. The Museum League secured the donation of the opportunity quilt, worked taking admissions and arranged for refreshments.

Because of the Museum setting, the 1991 committee decided to put on a juried show. That means that those who were interested in being part of the exhibit submitted slides and paid an entry fee. The fee was used to pay a team of jurors who selected approximately 50 quilts (the number we had determined would fit nicely into the exhibit space) that represented *all* areas of quilting.

The jurors selected 52 quilts of which 15 or 16 (Betty L. were you a member then?) were made by Coastal Quilters members. About 6 of every 10 of the total entries were accepted and about 6 out of 7 Coastal Quilters members who entered were accepted. Quilts were entered from as far away as Illinois and Massachusetts, with the greatest number coming from California (as they do in most juried shows.)

In addition, 18 antique and contemporary quilts were invited to round out the show. These included an antique wedding ring quilt and a cigar band quilt owned by a Museum trustee, and a quilt designed by Marie Webster, a Guild member's well-known grandmother. Also in the invitational category were "Nautical Stars" by Judy Mathieson, "Equus Equinox" by Cheryl Trostrud-White, and "Old Woman in Purple" by Elinor Peace Bailey—all of whom had lectured for the Guild.

Finally, the Guild was represented by the center-piece quilt, "Museum Impressions," which we gave to the Museum on behalf of the community in honor of the Museum's 75th anniversary. The Guild also exhibited 23 small nature-themed quilts which were made for our 1990 challenge which was open to *all* Guild members. Members were informed in advance that the challenge quilts would be included in the 1991 show.


We held an auction of small quilts with 60% of the purchase price going to the quilter and the rest shared equally by the Guild and the Museum League.

From the *exhibit's* net profit of \$8,511.90 Coastal Quilters received \$1,702.38 and the Museum League received \$6,809.52. From their proceeds the League donated \$350 toward the program printing costs. In addition the Guild earned \$1,438.25 from the auction and \$520.00 on program advertising. After the program costs were paid, the Guild realized a total net income of \$2,567.55.

The Museum League used a good proportion of their proceeds to buy and install a permanent exhibit case for the "Museum Impressions" quilt.

"Natural Impressions" is remembered by quilters all over southern California and was praised for its excellence by many who attended.

COASTAL QUILTERS GUILD BENEFIT QUILTING BEE



Coastal Quilters
Guild

to make

Quilts for residents of Transition House

Sunday, Sept. 12, 1993

9 a.m. - 4 p.m.
(Come for all or part of the day)


Seventh-Day Adventist Church
425 Arroyo Drive
Santa Barbara, CA 93110

Facilities provided by the church. Brown bag your lunch this time.

Doors to the church gymnasium will open at 9 a.m. Some will work all day (until 4 p.m.); others will come for part of the day only. This is a very large and pleasant facility; it offers space, light, work tables, electrical outlets, kitchen facilities and restrooms. We will, at our own option, work singly or in pairs to create as many quilt tops or finished quilts as possible.

There will be no sign-ups or calls this time, just come to help us help transition house, and bring your things to work on or simply bring you willingness to participate.

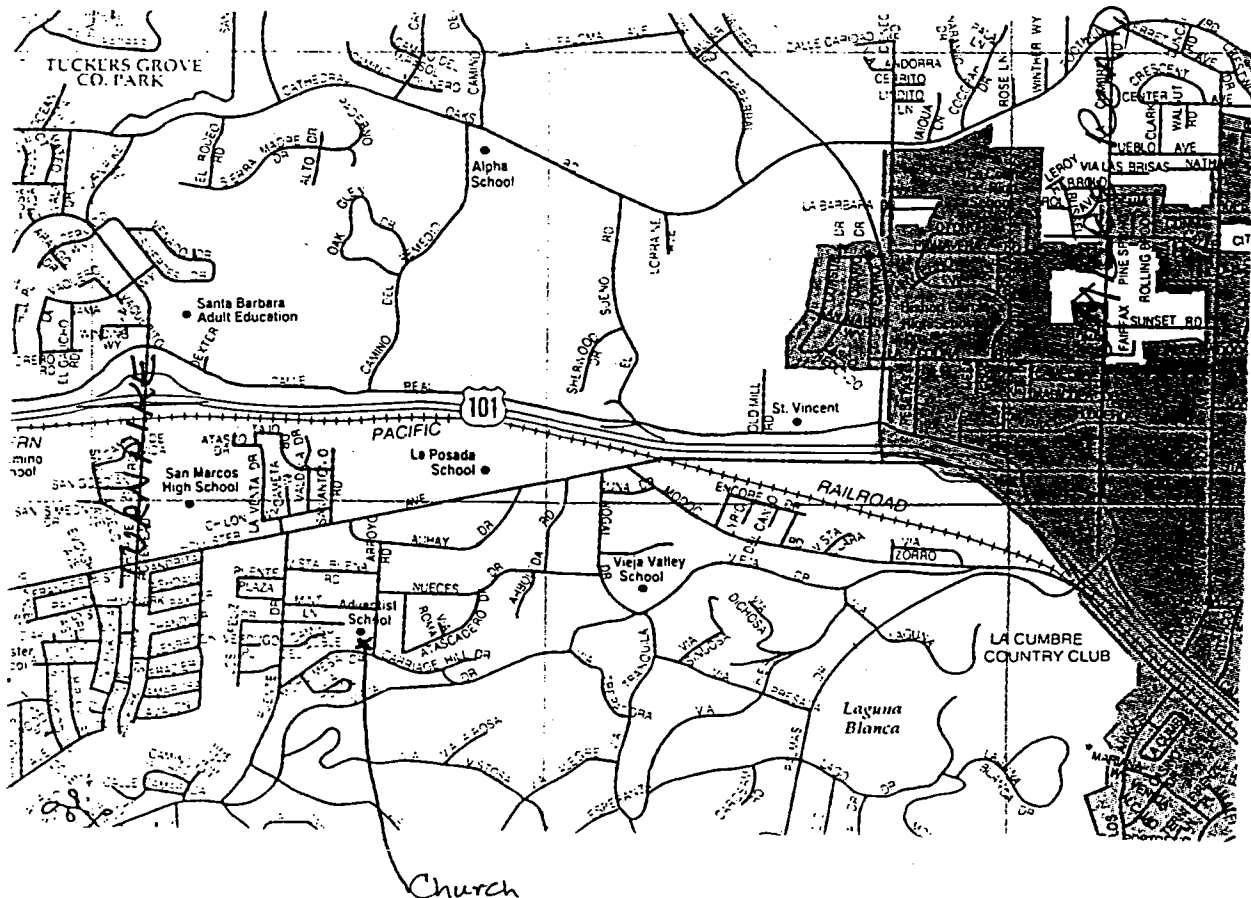
(Please see reverse side for more details.)



SUPPLY LIST

- Sewing machine
- Extension cord, if available
- Multiple-outlet strip, if available
- Ironing board (optional)
- Iron (optional)
- Cutting board, rotary cutter, ruler
- Sewing supplies: pins, needles, thread, seam ripper, scissors, marking pen, etc.
- Fabrics, any washable types: cottons, polys, blends, cheater cloth
- Battings, if possible
- Backings/sheets if possible
- Small pillow to sit on (chair gets hard after awhile)
- Idea for pattern you wish to execute (simple, easy-to-execute patterns, such as Roman stripe, log cabin, rail fence, 9-patch, etc., are good candidates)

Quilts must be 54 in. wide and 96 in. long to fit oversized bunkbeds.



This is important, please take time to read it

Now, this is the part you really want to read!

We Continue On . . .

Goals for the 1995 show were written by the committee at our July 20 meeting and approved by the Board at their July 21 meeting. The goals were approved as follows:

- to educate the community at large as to what quilting is today; and
- the whole Guild works together to support the show

In addition we will try to achieve the following objectives:

- good representation of Guild members' quilts
- good attendance
- The Guild receives credit and recognition for the show
- make money to cover cost with hope of making a profit
- quality level of exhibit to be maintained

The show committee will report regularly to the Board and the Guild. After approval of the goals and budget by the Board, the detailed planning of the exhibit will be the responsibility of the show committee.

At the August Board meeting the show committee will present a preliminary budget for approval. Then the committee's representatives will

meet with Museum League representatives and agree on business details, access to the Museum's resources, the date and other issues. The Board will then approve the final arrangements.

Natural Impressions II committee members are:

Co-Chairmen: Jan Inouye and
Norah McMeeking

Vice-Chairman: Colby Kline

Secretary: Pat Yamada

Bookkeeper: Anne Braddock

Docents: Helena Kennedy

Exhibit Design: Sharon Doyle

Board/Guild Liason: Lee Carlson

Museum Liason: JoAnne Hankey


Rules and Jury: Ruth Walters

Publicity: Norah McMeeking

Centerpiece Quilt: Barbara Maxwell

Travel Arrangements: Audrey Damsky

The committee needs and welcomes members and visitors. The help of many members will be necessary for a successful show. Time required for various tasks is varied and we'll have a job to fit almost any schedule. Come to a meeting and see what we're up to—you won't be expected to volunteer on the spot! For information regarding the time and place of the next meeting, call Norah McMeeking, 962-8511.




Natural Impressions II: What Comes Next?

The likely name of the show will be "Natural Impressions II" followed by a sub-title. Members are encouraged to submit their ideas for a subtitle (or theme) in the box provided at the entrance table. The show will be comprised again of as large a variety of quilts as possible and as broad a representation of quilts as we can gather.

Subtitle suggestion: _____

Theme suggestion: _____



CALENDAR

August 26 - Lompoc, First Methodist Church, "Children and Quilts" and "The Art of Hmong" with Mrs. Laurie Lane. 7:00 PM., 925 N F St. For info - 688-4476, Lorna Morck, Pres., Quilters Ect., Lompoc. Mrs. Lane is a 1st grade teacher, teaching art and cultural history through the study of quilting. She is also well acquainted with many Hmong artisans, and will show their work.

Sept. 23 - Buellton, Ranch Club Mobile Estates. "Influences" with Sharla Hicks. Explore her quilts and her sources of inspiration through the eye of the camera. See patterns, rhythms, color and emotions that are her inspirations. 7:00 PM., 330 W. Hwy. 246. For info - 688-4476, Lorna Morck, Pres., Quilters Ect.

Sept. 25 - Saturday, above location. "the Dynamite Kaleidoscope" a 6 hour workshop with Sharla Hicks. Understanding the role of value and fabric selection in the kaleidoscope pattern. In the workshop a simple 4-fabric quilt will be well on its way. for time and info - 688-4476, Lorna Morck, Pres., Quilters Ect.

Calendar of Local Guild Activities

July 21 - Guild Board meeting, the third Wed. of every month, at 7:30 PM, at Pres. Barbara Maxwell's office, 466 N. La Cumbre Rd.

Sept. 8 - Coastal Quilters Guild Meeting, the 2nd Wed. of every month, 7:30 PM at Samarkand, 2550 Treasure Dr., Santa Barbara.

Aug. - Peg Gard will be teaching silk dyeing for use in making a vest. The workshop will be at Samarkand. Please see Audrey Damsky for details, 682-6670.

August 14 - 15, Sat and Sun. The San Deigo Quilt Show trip will be this weekend. See Linda Karppinen (563-0817) or June Brandon (968-2129).

Announcements


Maggie Godwin conducted the drawing for the 25 skewed log cabin Blocks of the Month. Nancy Hori won and donated them back to the Guild, making Anne Braddock the final winner. Then Maggie explained the block for August: a Kimono block inspired by our Japanese speaker in June..

The Guild has received word that our Museum Quilt will be in the forth-coming book, "Award Winning Quilts and Their Makers, Vol. IV.

HAND QUILTING BY GUILD

MEMBER JOAN SUTTON !

Here is a great opportunity to have your quilt top hand quilted to perfection! She has experience and expertise to finish your quilt. Call today 967-1810 or 562-4314.



Hoffman Challenge Quilt flyers are available. See Barbara Maxwell.



SATELLITE GROUPS



Satellite groups are small groups within Coastal Quilters which meet once a month, generally in the members' homes. Groups can vary from 4 to about 12. There are both daytime and evening groups. The groups may have a special emphasis such as the applique group or a different block each month or it can be just friends meeting to quilt whatever and gab. This month we are featuring the Applique Group. If you have any interest in belonging to a group, please call Jane Manasse, 687-0301.

NEWS FROM THE APPLIQUE GROUP

We met on July 20th at Irene Parker's home. She serves great brownies. Zetta shared new Ellie Sienkiewicz fabrics from San Francisco. Lee Carlson is starting her challenge quilt - should be super. Cathy Rampton is working on a Hawaiian design, pretty color. Next meeting is at Kay Hunt's and that will be more fun!

BRINKERHOFF AMERICAN QUILT DAY was a success. Thank you to: Melody Bollay, Kay Hunt, Mary Main, Marg Hall, Jean MacMillan, Betty Lippert, Carol Ludwig, Nora Wilson, Cecilia Puppo and her sister, Ellen Richardson, Jane Manasse, Nancy Wood and especially Claire Henke. We could not have done it without Barbara Maxwell and Kathy Rampton.

NEW APPLIQUE GROUP

The new applique group will be meeting on the 4th Monday of the month from 1:00 to 3:00. Everyone brings their own things to work on. The first meeting at Cecilia Puppo's was very successful and there are still several openings. If you are interested, please call Joan Corson, 964-1056. The next meeting will be at her house.

Workshops: Jan Inouye reminded us of our new way of signing up - see the basket by the newsletters.

In-House Workshops coming up are: 1. Jane Manasse teaching Contemporary Checkerboard on August 26, at the Goleta Valley Community Center. 2. Peg Gard teaching silk dyeing for use in making a vest (in Aug.). 3. Norah McMeeking teaching Isometric Triangles and Strips on Sept. 11.

FROM THE LIBRARY!

There will be no library books next month, only returning books.

SUBJECT: NEW RELEASES

Here it is. The next in the Quilt Shop Series -- The Stitchin' Post. The shop is located in the small mountain community of Sisters, Oregon. Jean Wells is a talented designer and author and the owner of this special store. There are directions for 10 sensational quilts in a variety of sizes. Many can be rotary cut. You will also love the delightful Christmas angels and Bronco Billy Santa doll.


Go Wild with Quilts: Fourteen North American Birds and Animals by Margaret Rolfe. Now you can cut and piece your favorite North American birds and animals with lifelike accuracy using Margaret's easy straight-line patchwork piecing method. Each design was carefully planned for assembly with only straight lines of stitching, there's not a single inside corner to stitch; step-by-step piecing order diagrams show you the way. Whether you're making a quilt, a vest, or a pillow using the designs by this internationally known Australian quilt designer, you'll have hours of fun when you Go Wild with Quilts!

JACKET JAZZ by Judy Murrah. A book containing 5 great looks - over 30 patchwork techniques. It is possible for anyone with basic patchwork skills to make a jazzy jacket!

QUILTS FROM NATURE by Joan Calvin. 10 glorious quilts depicting animals. Learn how to create your own quilt block designs using her piecing methods and traditional shapes.

Donated by Herriet Berk: JOURNEY TO JERICO by Kay England.

Also new in the library is Setsuko Segawa's book JAPANESE QUILT ART.




Mary Vandenberg reminded members that she is in charge of nominations. Please volunteer your name for one of the positions listed in tonight's newsletter or volunteer the name of a person you would like to see in that position.

We need lap robes for Samarkand by the end of the year. There will be more information on the at our meeting from our Pres. Barbara.

Discounts for Coastal Quilter Guild members


The following places of business offer discounts on merchandise upon presentation of your Guild membership card.



Mary Vandenberg
Certified Public Accountant

(805) 967-3964
Santa Barbara, CA

Accounting
Tax Preparation
Automated Systems



Grant House
BERNINA
PFAFF

Special Coastal Quilt Guild Member Discount
25% OFF All Sewing Machines and Sergers

10% OFF Purchases Over \$10.00

Phone (805) 963-8956 118 N. Milpas Street
Fax (805) 963-4572 Santa Barbara, CA 93103



Sabaco, REALTORS

(805) 569-3066

Property Management - Sales - Rentals
Full Service REAL ESTATE OFFICE
Since 1973



* Gary Maxwell
Broker/Owner

Barbara Maxwell
Broker/Owner

10% on Commission

FABRIC DEPOT




Your Destination for Creative Materials

(805) 525-4556

Cynthia and Fred Davis, Owners 972 E. Main Street
Santa Paula, Ca. 93060

Sally's
Quilt
Quarters



1765-B S. Broadway
Santa Maria, CA 93454
(805) 925-1888

The shop for all your quilting supplies.

Sally Testa, Owner

MON - FRI 10-5, SAT 10-4
ASK FOR FABRIC CLUB CARD, OFFERS
\$20 OFF FABRIC AFTER \$200 REGULAR
PRICE FABRIC PURCHASES



Goleta Valley Paint

325 RUTHERFORD ST. / GOLETA, CA 93117
(805) 964-8787

MON - FRI 8-5, SAT 9-5
WALLPAPER, BLINDS, PAINT,
FURNITURE REFINISHING SUPPLIES
& MORE. 10% ON EVERYTHING

SALLY & CASEY HICKS
Owner

FABRIC town U.S.A.

FABRICS - CRAFTS - GIFTS & SILK FLOWERS
UPHOLSTERY & DRAPERY

2686 E. MAIN ST.
VENTURA, CALIFORNIA
PHONE (805) 943-3434

MON - FRI 10-8PM SAT 10-6

Beverly Fabrics, Inc.

5624 Hollister Ave.
Goleta, CA 93117


Mary Ann Coley
Manager

805-967-5355

MON - FRI 9:30-8PM, SAT 9:30-6
SUN 12-5
10% ON QUILTING PROJECTS



32 EAST VICTORIA, SANTA BARBARA
MON, TUES, FRI, SAT 9:30-6
WED, THUR 9:30-9PM SUN 12-5
10% ON REGULARLY PRICED FABRIC



CRAFTS

BRIDAL

3075 Saviers Rd.
Oxnard, CA
93033

Established 1975 (805) 486-7826

MON - FRI 9:30-8PM
SAT 9:30-6, SUN 11-5

Deeg Pilkington
963-0311

**BETTYS
FABRICS**

821 STATE ST.
SANTA BARBARA, CA 93101

MON - SAT 9:30-5:30, SUN 12-5
10% ON QUILTING PROJECTS
SANTA BARBARA STORE ONLY



Quilting Fabric
and Supplies Only

Baron's Fabrics

378 Canyon Drive
Camarillo, CA 93010
(805) 482-9660

MON - FRI 10-9PM SAT 10-6,
SUN 12-5. MUST ASK FOR DISCOUNT
BEFORE SALE IS RUNG UP.



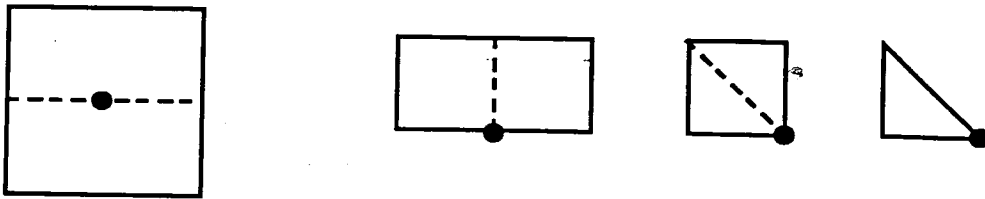
Fairview Shopping Center
10% discount on fabric
Mon-Sat 9-9, Sun 11-6

August - Hawaiian Blocks

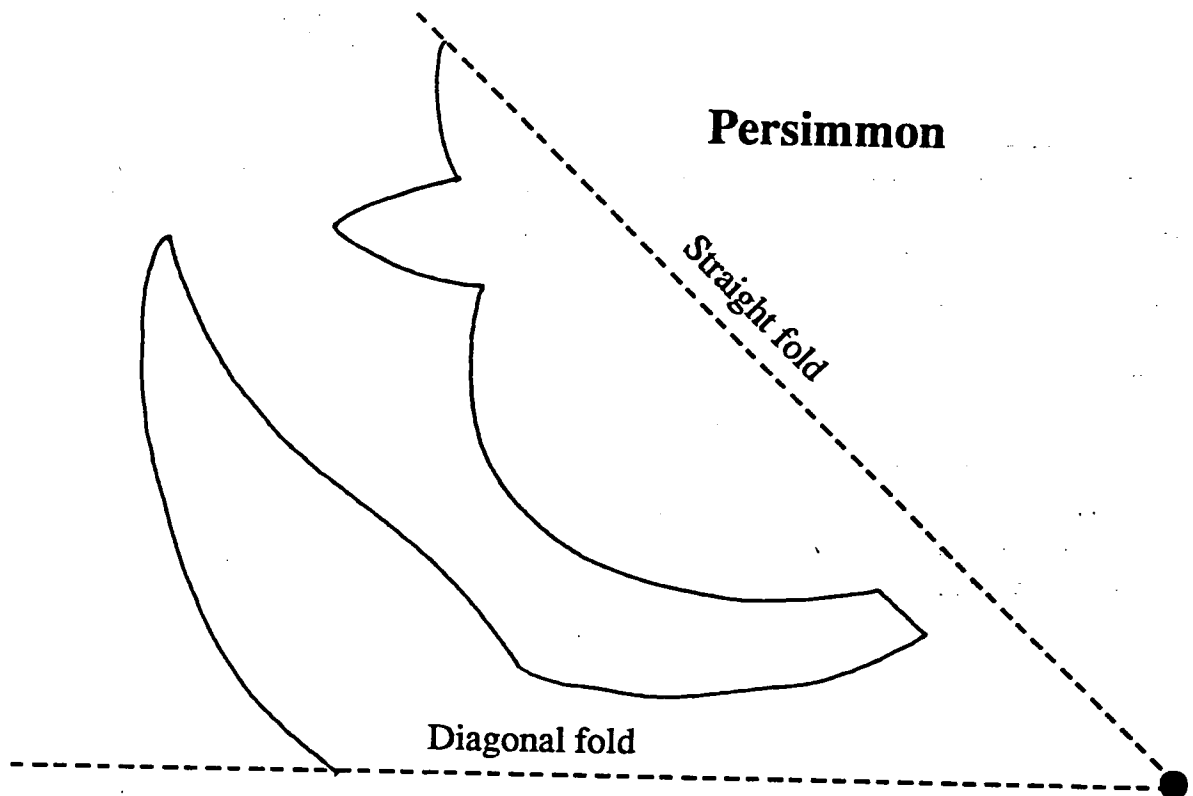
(As inspired by Hawaiian Quilting by Elizabeth Root)

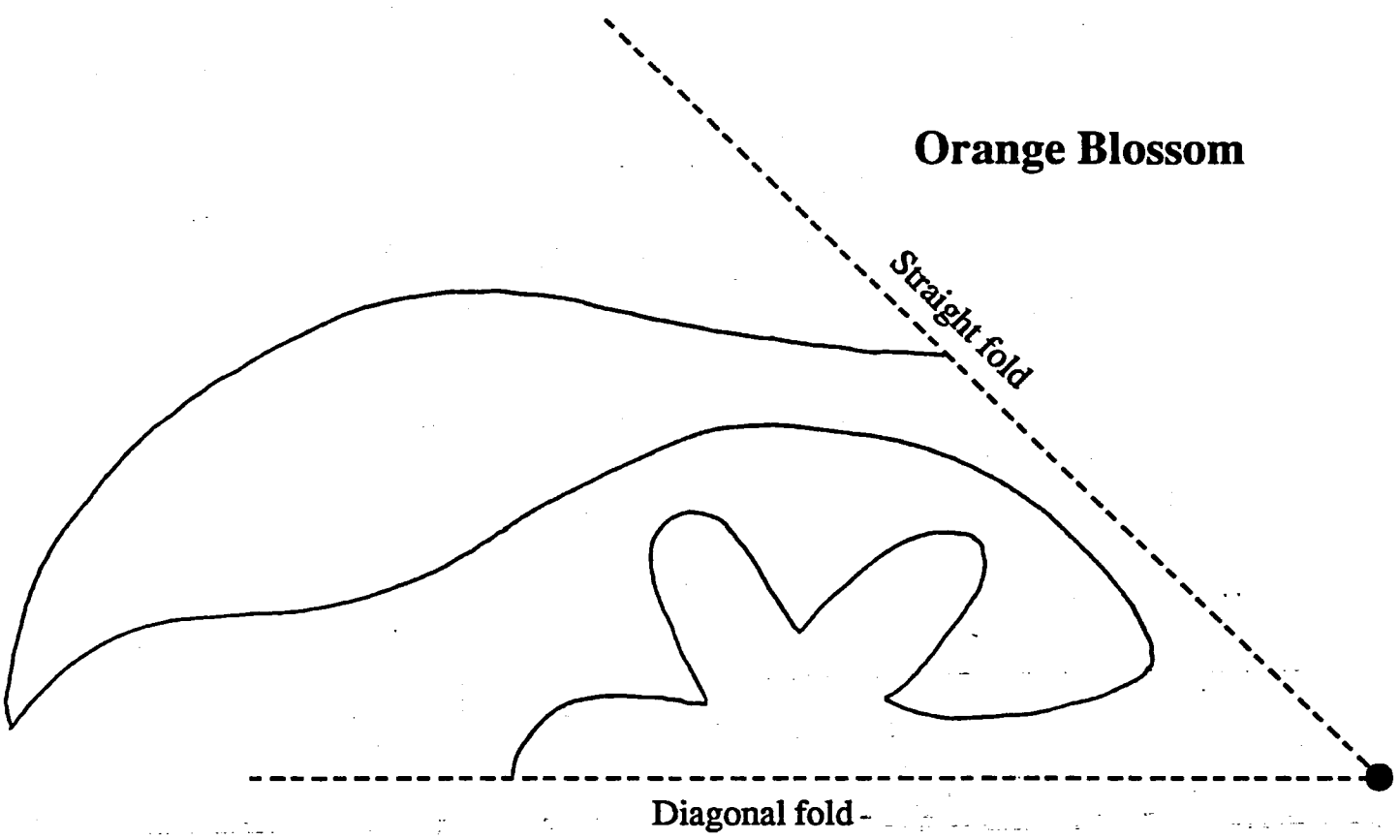
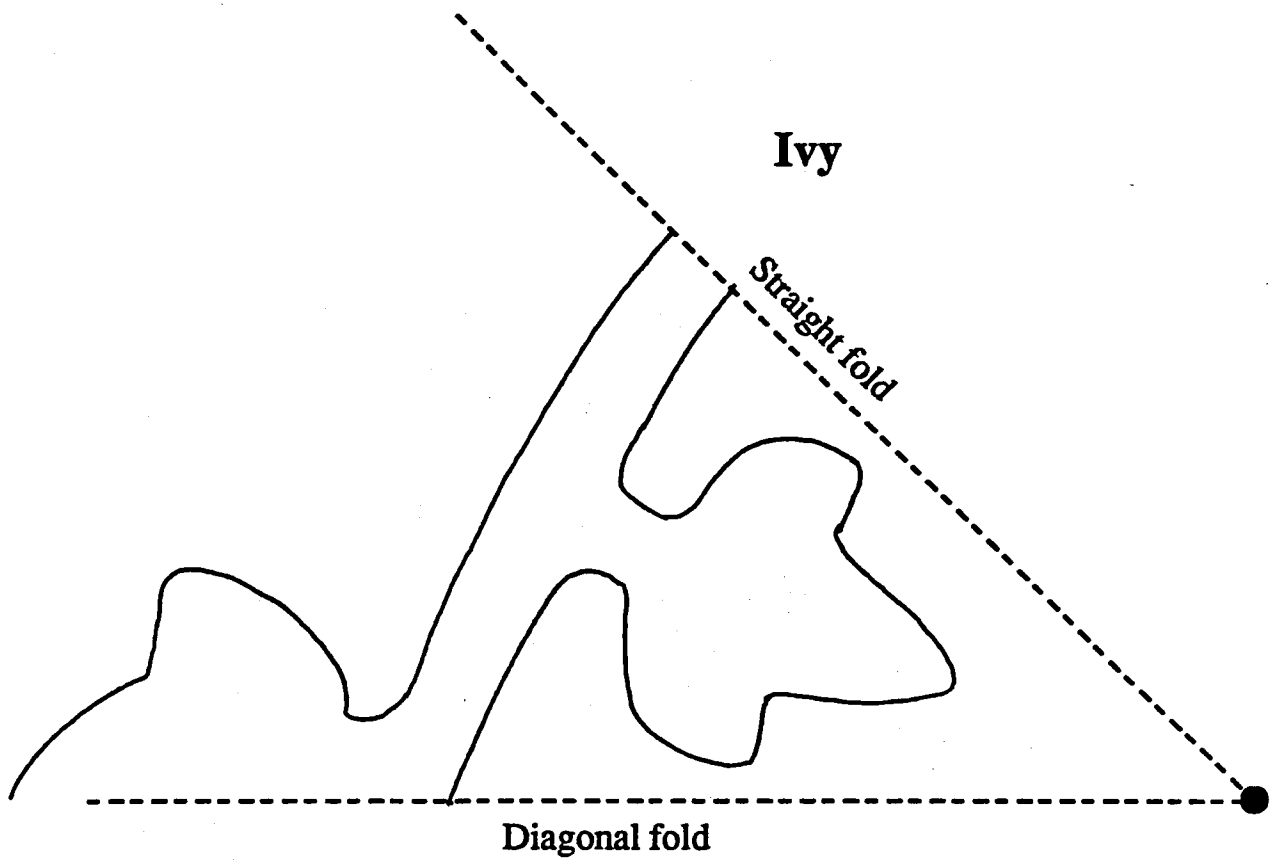
Kathy Doughty
(guest B.o.t.M.-er)
964-1496

- * Remember cutting paper dolls as a kid? Here's a quilter's version!
- * Pick the design of your choice (Or make up your own! Be inspired by your garden!)
- * Use 2 13-inch squares of contrasting solid fabric; one for the applique and one for the background.
- * Fold your squares as shown (you can cut a 13" paper pattern first, if you wish).
 - marks the center of the fabric.



- * Put the pattern on the folded applique block, matching the centers and fold lines.
- * Cut out the design, adding seam allowances. Don't cut on the fold lines!
- * Pin right side up to background, matching fold lines.
- * Applique to background. This block takes a bit longer than some, but it will be lovely when it's done!





Oh, those lazy hazy crazy days of summer...
slowed schedules, beach outings, vacations,
and a chance to catch up on one's projects;
this year I promise myself I will _____!
And I'll wish a happy birthday to:

3	Jacqueline Blondeau
5	Mary Main
7	Janet Berlin
7	Penny Hall
7	Trudy Pickard
16	Laura Alarid
16	Helena Kennedy
16	Violet Menoher
17	Mary Blaylock
17	Linda Estrada
17	Elizabeth Hensgen
25	Karin Cooper
25	Marty Frolli
28	Cathy Rampton
29	Ingrid Bergere
29	Mary Jo Jensen
29	Pat Stanovich
31	Nancy Horii

--Anne Braddock
Membership Chair



Coast Lines

Newsletter of the Coastal Quilters Guild
PO Box 6341
Santa Barbara, CA 93160