


**Patience Corner**  
12" Finished Block

September 2017  
Coastal Quilters Guild  
Block of the Month



**Cutting**

Use children's prints in red, yellow and blue.

*Yellow:*

Cut four 4-1/2" squares.

*Red:*

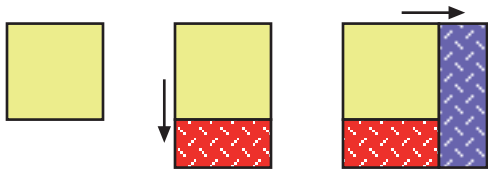
Cut four 2-1/2" x 4-1/2" rectangles.

*Blue:*

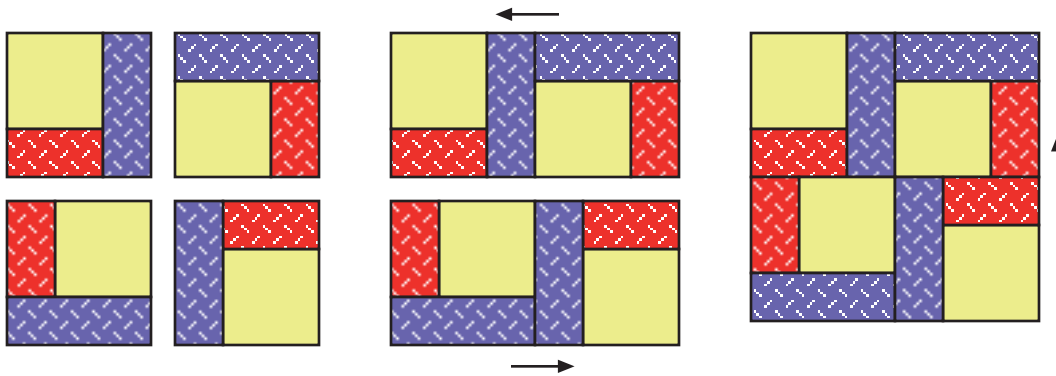
Cut four 2-1/2" x 6-1/2" rectangles.

**Assembly**

1. Piece block units, as shown below. Press to rectangles. Make 4 units.



2. Arrange the 4 units to make the Patience Corner block. Sew together, as shown. Note pressing arrows. Block should measure 12-1/2".



*Bring your block to the September CQG meeting.  
Please contact Marty Frolli with any questions.*